

US00D971175S

(12)

United States Design Patent

Ma

(10)

Patent No.:

US D971,175 S

(45)

Date of Patent:

** Nov. 29, 2022

(54)

LOUDSPEAKER

(71)

Applicant:

SHENZHEN GEEKBUY
E-COMMERCE LIMITED
COMPANY, Shenzhen (CN)

(72)

Inventor:

Kuiyuan Ma, Shenzhen (CN)

(73)

Assignee:

SHENZHEN GEEKBUY
E-COMMERCE LIMITED
COMPANY, Shenzhen (CN)

(**)

Term:

15 Years

(21)

Appl. No.:

29/797,308

(22)

Filed:

Jun. 30, 2021

(51)

LOC (13) Cl.

..... 14-01

(52)

U.S. Cl.

USPC D14/216

(58)

Field of Classification Search

USPC ... D14/204, 209.1, 213, 214, 215, 216, 358,
D14/496, 242, 314, 240, 210, 217, 209,
D14/433, 222, 203.1; D7/629; D9/454,
D9/500, 504; D26/104, 37, 49, 40, 42
CPC H04R 1/021; H04R 1/025; H04R 1/026;
H04R 2201/02
See application file for complete search history.

(56)

References Cited

U.S. PATENT DOCUMENTS

D832,809 S

*

11/2018

Hardi

.....

D14/204

D871,371 S

*

12/2019

Wahlgren

.....

D14/216

D886,080 S

*

6/2020

Yang

.....

D14/216

D906,287 S

*

12/2020

Waterman

.....

D14/216

D909,340 S

*

2/2021

Wahlgren

.....

D14/216

D919,600 S

*

5/2021

Wahlgren

.....

D14/216

D936,032 S

*

11/2021

Xiong

.....

D14/204

D938,383 S

*

12/2021

Xiong

.....

D14/204

OTHER PUBLICATIONS

[Ortizan Portable Bluetooth Speaker], available in Amazon.com, date first available Apr. 7, 2021 [online], [site visited Jul. 25, 2022], Available from the internet URL: https://www.amazon.com/Ortizan-Portable-Bluetooth-Waterproof-Wireless/dp/B09BT922BD/ref=sxin_15_pa_sp_search_thematic_sspa (Year: 2021).*

* cited by examiner

Primary Examiner — Khawaja Anwar

Assistant Examiner — Megan Tiana Rakos

(74) Attorney, Agent, or Firm — Nitin Kaushik

(57)

CLAIM

The ornamental design for a loudspeaker, as shown and described.

DESCRIPTION

FIG. 1 is a perspective view of a loudspeaker showing my new design;

FIG. 2 is another perspective view thereof;

FIG. 3 is a front elevational view thereof;

FIG. 4 is a rear elevational view thereof;

FIG. 5 is a left side elevational view thereof;

FIG. 6 is a right side elevational view thereof;

FIG. 7 is a top plan view thereof; and,

FIG. 8 is a bottom plan view thereof.

The broken lines in the drawings depict portions of the loudspeaker that form no part of the claimed design.

1 Claim, 8 Drawing Sheets

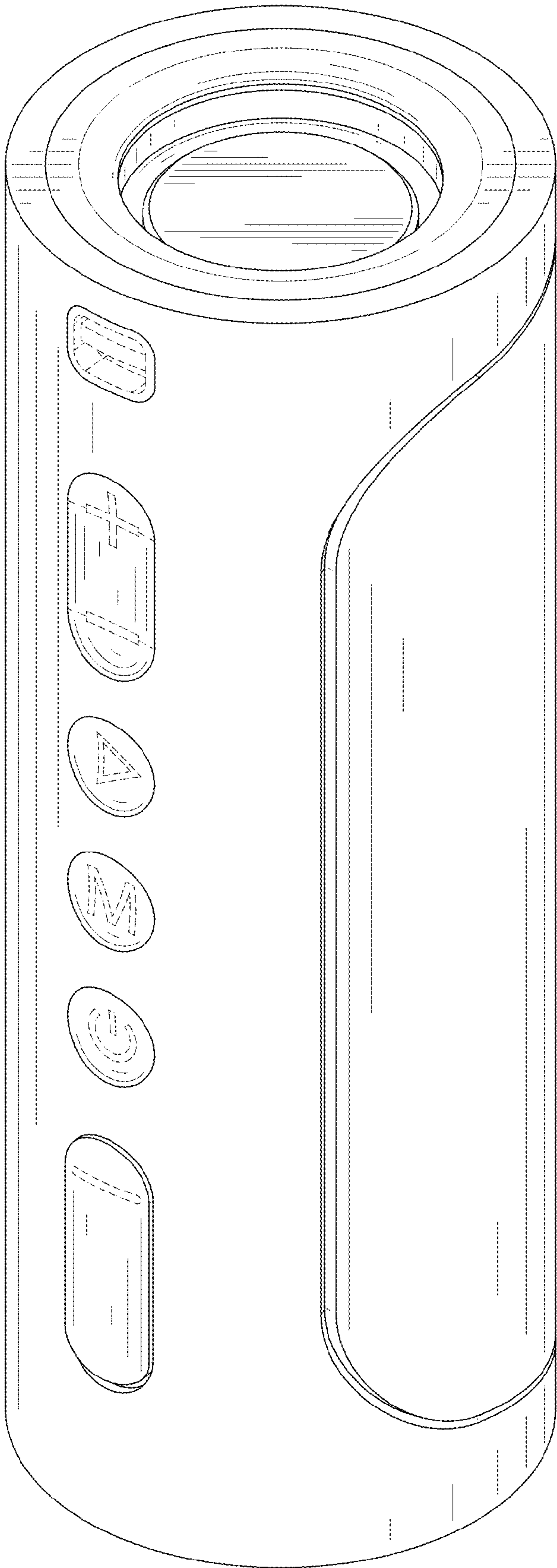


FIG. 1

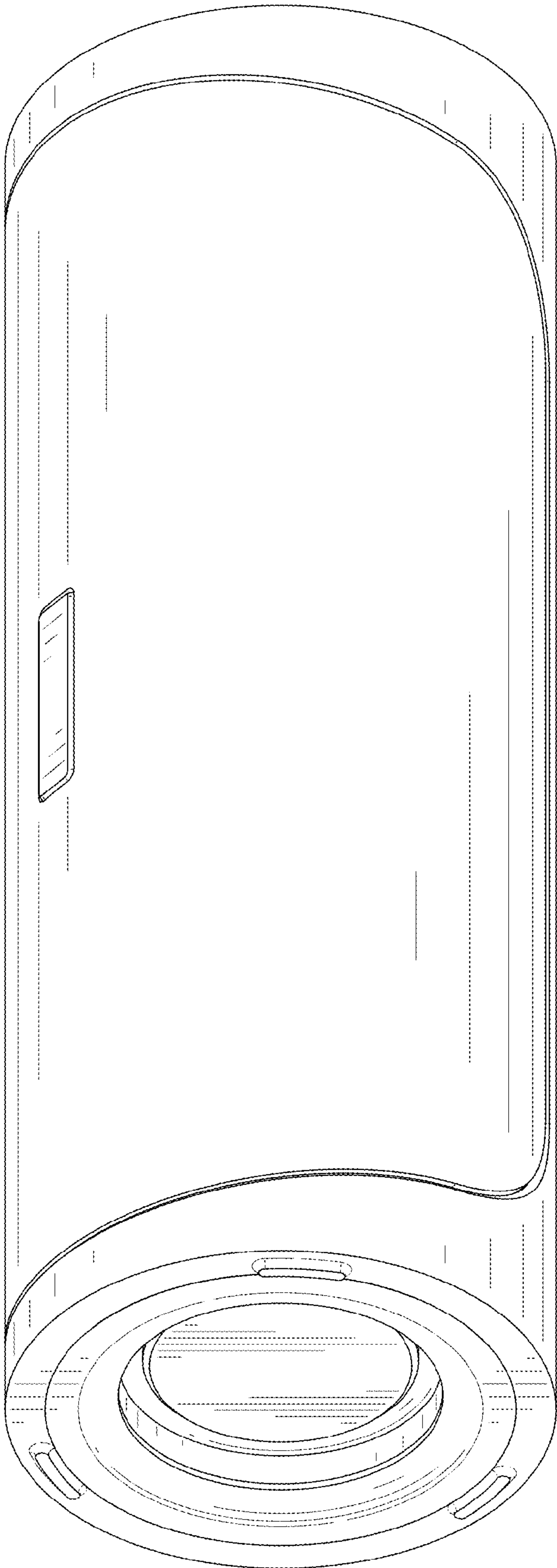


FIG. 2

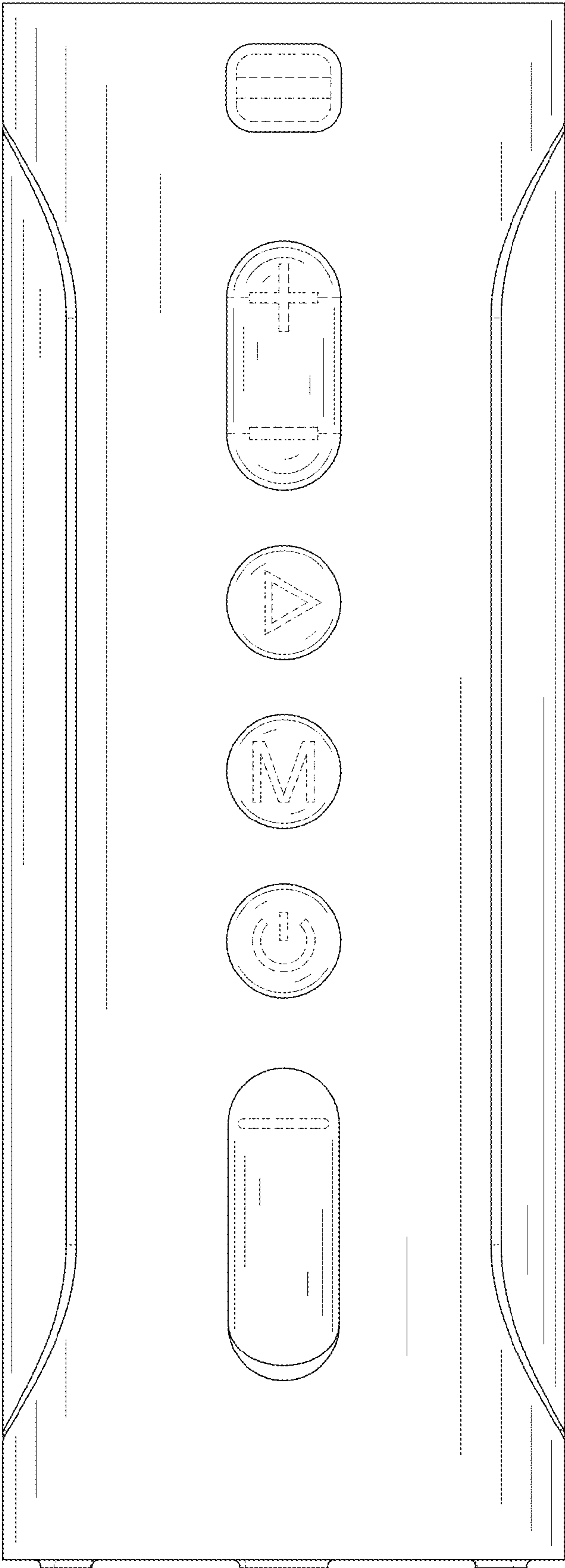


FIG. 3




FIG. 4




FIG. 5




FIG. 6

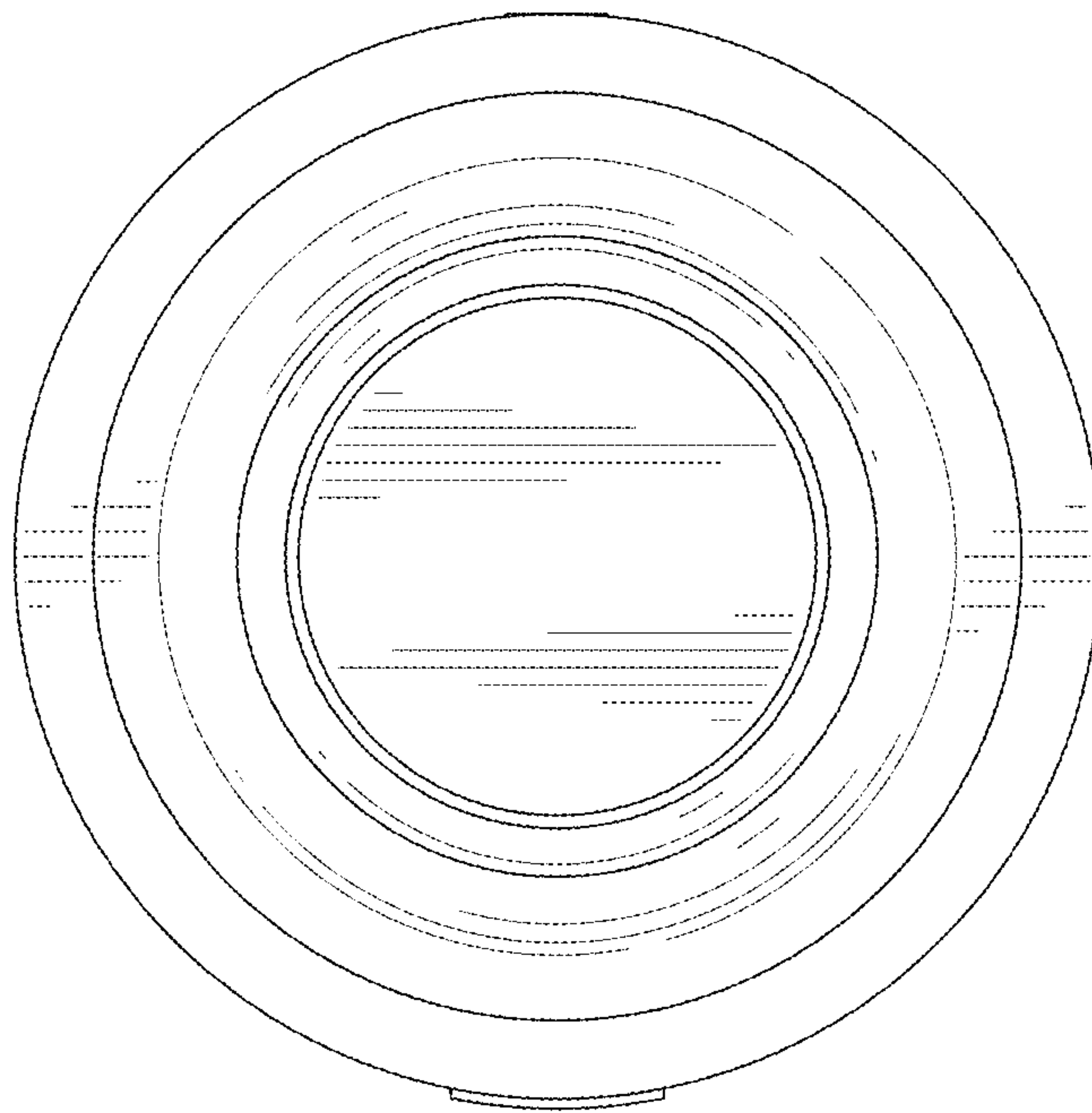


FIG. 7

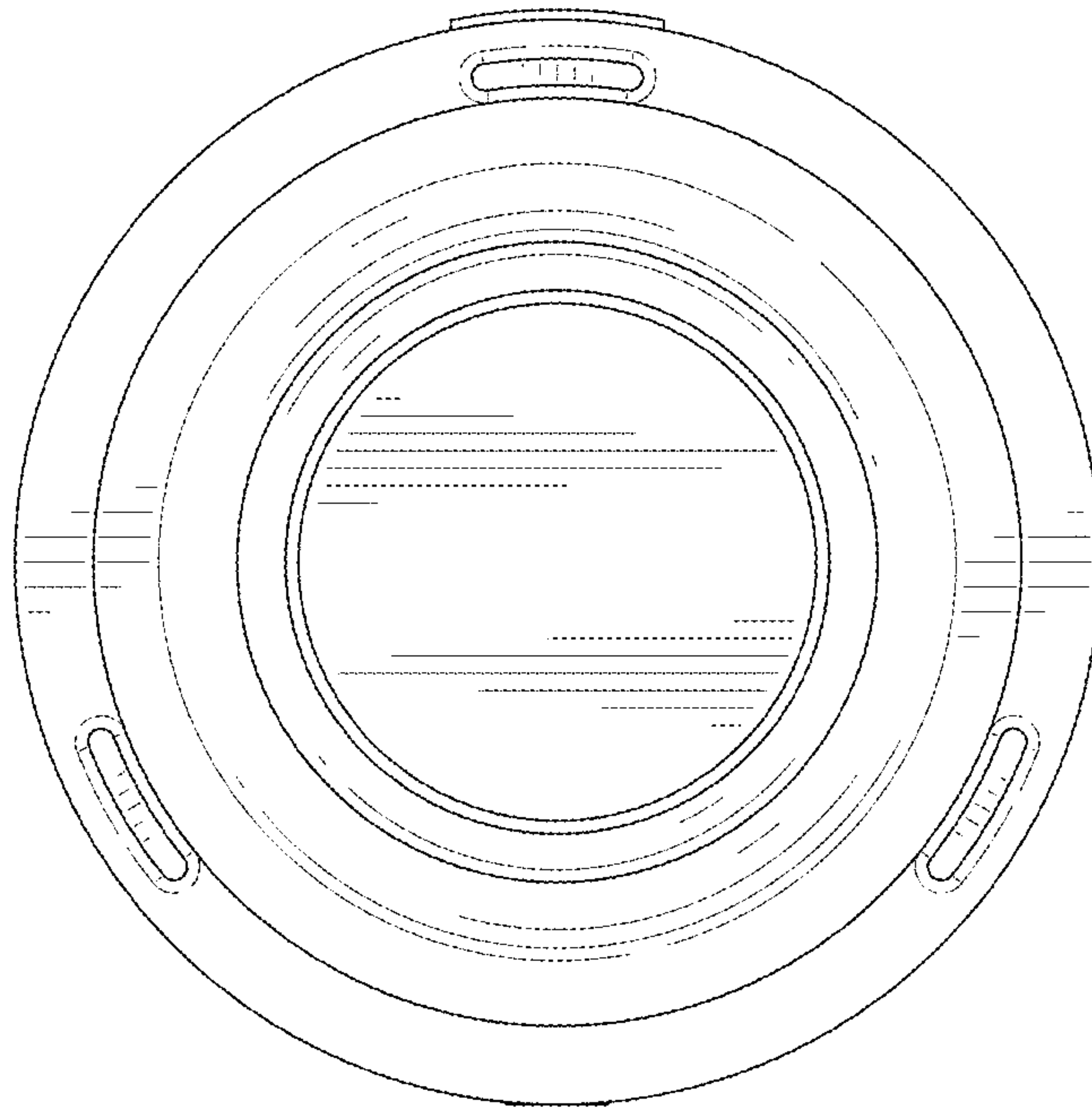


FIG. 8