



US00D971125S

(12) **United States Design Patent**
Wang et al.

(10) **Patent No.:** **US D971,125 S**

(45) **Date of Patent:** **** Nov. 29, 2022**

(54) **TIRE**

(71) Applicant: **Shandong Linglong Tyre Co., Ltd.,**
Zhaoyuan (CN)

(72) Inventors: **Feng Wang, Zhaoyuan (CN); Wen**
Shao, Heze (CN); Yan Cong, Zhaoyuan
(CN); Jinlin Wang, Zhaoyuan (CN);
Jixuan Yang, Zhaoyuan (CN); Tian
Yang, Zhaoyuan (CN)

(**) Term: **15 Years**

(21) Appl. No.: **29/749,639**

(22) Filed: **Sep. 8, 2020**

(51) **LOC (13) Cl.** **12-15**

(52) **U.S. Cl.**
USPC **D12/579**

(58) **Field of Classification Search**
USPC D12/568-605, 900
CPC Y10T 152/10027; B60C 1/0016; B60C
11/0306; B60C 11/0302; B60C 3/06;
B60C 9/17

See application file for complete search history.

(56) **References Cited**

U.S. PATENT DOCUMENTS

D586,731 S * 2/2009 Neubauer D12/579
D614,118 S * 4/2010 Wells D12/579

D719,908 S * 12/2014 Takei D12/594
9,168,791 B2 * 10/2015 Neubauer B60C 11/0311
D758,958 S * 6/2016 Wang D12/593
D794,547 S * 8/2017 Neubauer D12/581
D862,373 S * 10/2019 Zhao D12/579
D875,034 S * 2/2020 Sun D12/571
D888,651 S * 6/2020 Zhang D12/579
D900,718 S * 11/2020 Liu D12/599
D904,971 S * 12/2020 Zhang D12/579
D930,567 S * 9/2021 Wu D12/600
D942,367 S * 2/2022 Jiang D12/579

* cited by examiner

Primary Examiner — John A Voytek

(57) **CLAIM**

The ornamental design for a tire, as shown and described.

DESCRIPTION

FIG. 1 is a perspective view of a tire ;
FIG. 2 is a front view thereof ;
FIG. 3 is a left side view thereof; and,
FIG. 4 is a detailed view thereof.

1 Claim, 4 Drawing Sheets

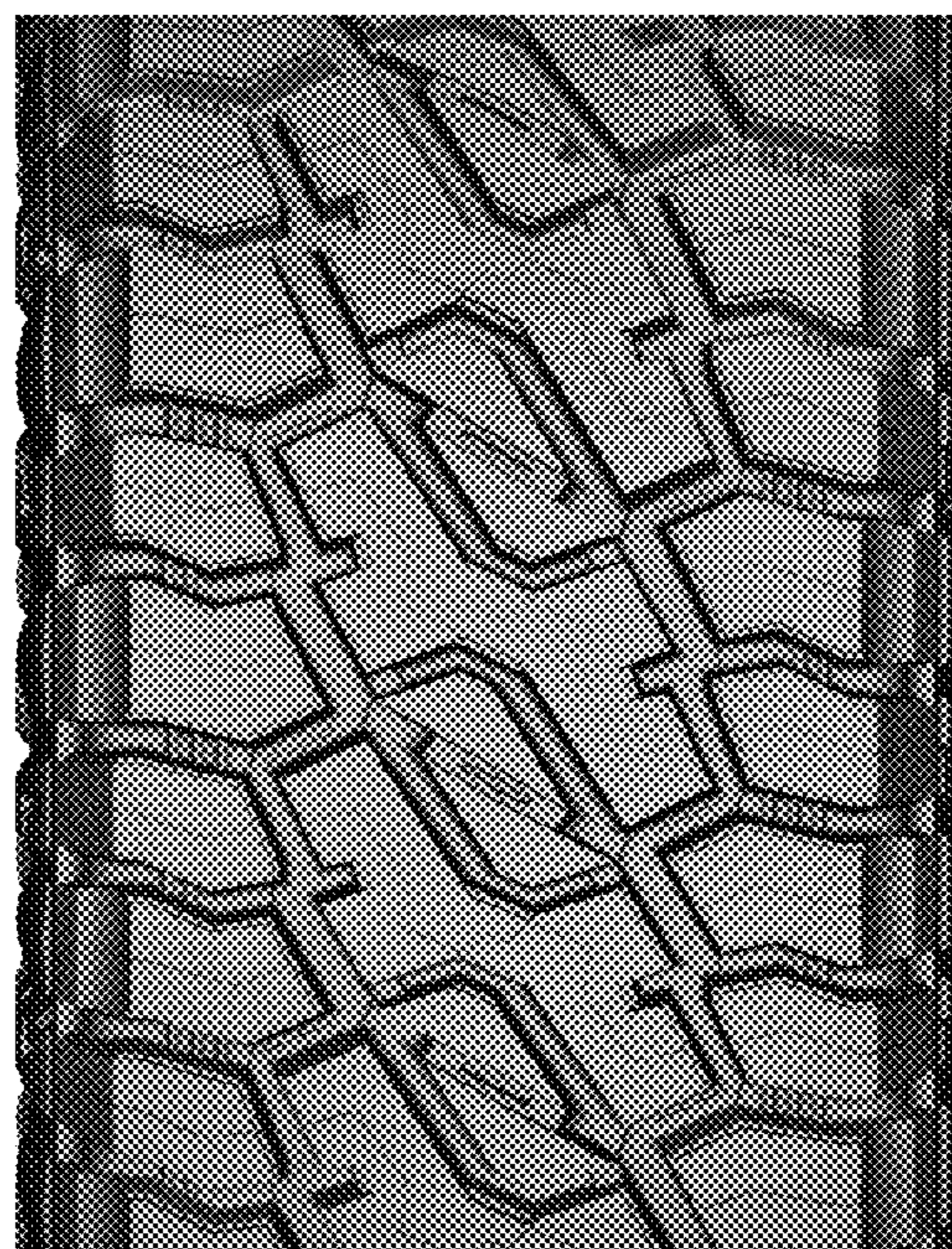




FIG. 1



FIG.2




FIG.3




FIG.4