



US00D971121S

(12) **United States Design Patent** (10) **Patent No.:** **US D971,121 S**  
**Peng** (45) **Date of Patent:** **\*\* Nov. 29, 2022**

- (54) **PICKUP TRUCK BED FRAME**
- (71) Applicant: **ZHONGSHAN ZHAOSHENG METAL PRODUCTS CO., LTD,**  
Zhongshan (CN)
- (72) Inventor: **Cheng Peng,** Zhongshan (CN)
- (73) Assignee: **ZHONGSHAN ZHAOSHENG METAL PRODUCTS CO., LTD,**  
Zhongshan (CN)
- (\*\*) Term: **15 Years**
- (21) Appl. No.: **29/843,825**
- (22) Filed: **Jun. 24, 2022**
- (51) **LOC (13) Cl.** ..... **12-16**
- (52) **U.S. Cl.**  
USPC ..... **D12/414**
- (58) **Field of Classification Search**  
USPC ..... D12/406-414; D3/35; D6/317-319,  
D6/513-514; D32/58  
CPC ..... B62J 9/003; B62J 7/06; B62J 9/001  
See application file for complete search history.

- D855,551 S \* 8/2019 Shen ..... D12/412  
D856,901 S \* 8/2019 Elliott ..... D12/412  
D859,283 S \* 9/2019 Adler ..... D12/412  
D869,378 S \* 12/2019 Hornsby ..... D12/412  
D869,379 S \* 12/2019 Eriksson ..... D12/414  
D902,836 S \* 11/2020 Hornsby ..... D12/412  
D931,780 S \* 9/2021 Lee ..... D12/406  
D932,418 S \* 10/2021 Eriksson ..... D12/414  
D948,411 S \* 4/2022 Becker ..... D12/407

\* cited by examiner

*Primary Examiner* — Katrina A Betton

(56) **References Cited**

**U.S. PATENT DOCUMENTS**

- D444,446 S \* 7/2001 Carter ..... D12/406  
D463,358 S 9/2002 Thomas  
D639,231 S \* 6/2011 Walsh ..... D12/414  
D691,550 S \* 10/2013 Moeller ..... D12/412  
D765,577 S 9/2016 Kmita et al.  
D843,922 S \* 3/2019 Ting ..... D12/414

(57) **CLAIM**

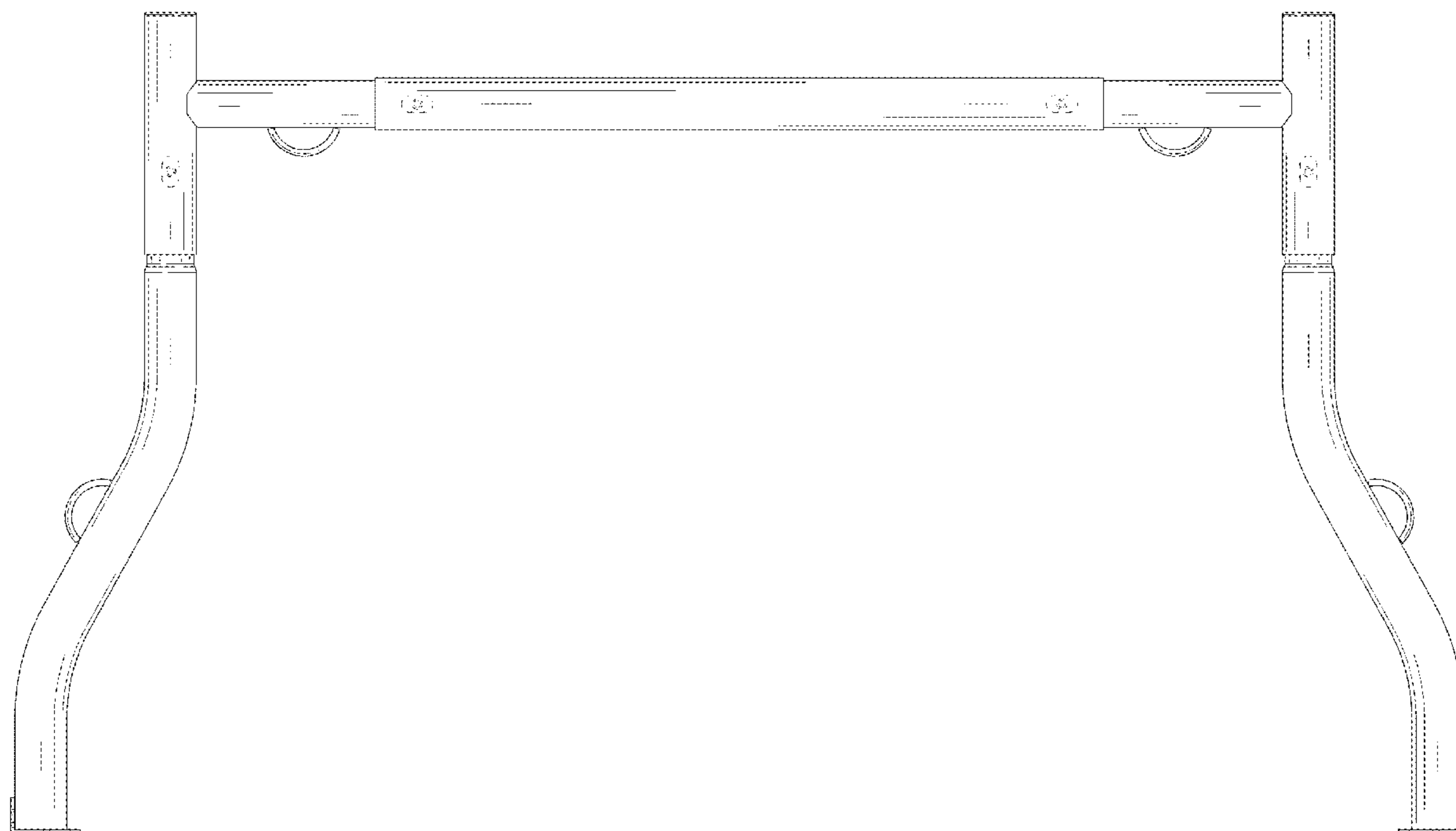
The ornamental design for a pickup truck bed frame, as shown and described.

**DESCRIPTION**

FIG. 1 is a perspective view of a pickup truck bed frame showing my new design;  
FIG. 2 is another perspective view thereof;  
FIG. 3 is a front elevational view thereof;  
FIG. 4 is a rear elevational view thereof;  
FIG. 5 is a left side elevational view thereof;  
FIG. 6 is a right side elevational view thereof;  
FIG. 7 is a top plan view thereof; and,  
FIG. 8 is a bottom plan view thereof.

The broken lines in the drawings depict portions of the pickup truck bed frame that form no part of the claimed design.

**1 Claim, 8 Drawing Sheets**



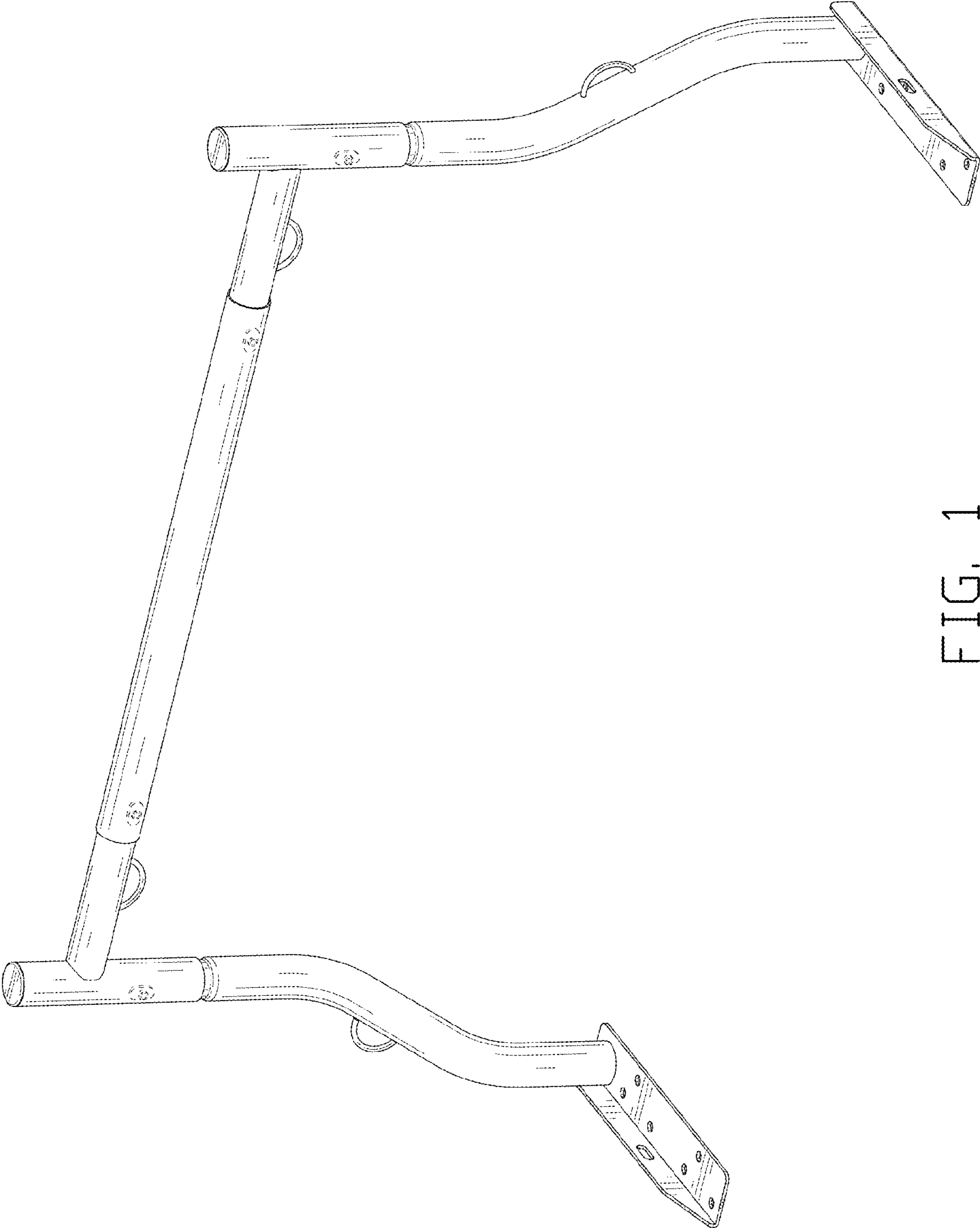


FIG. 1

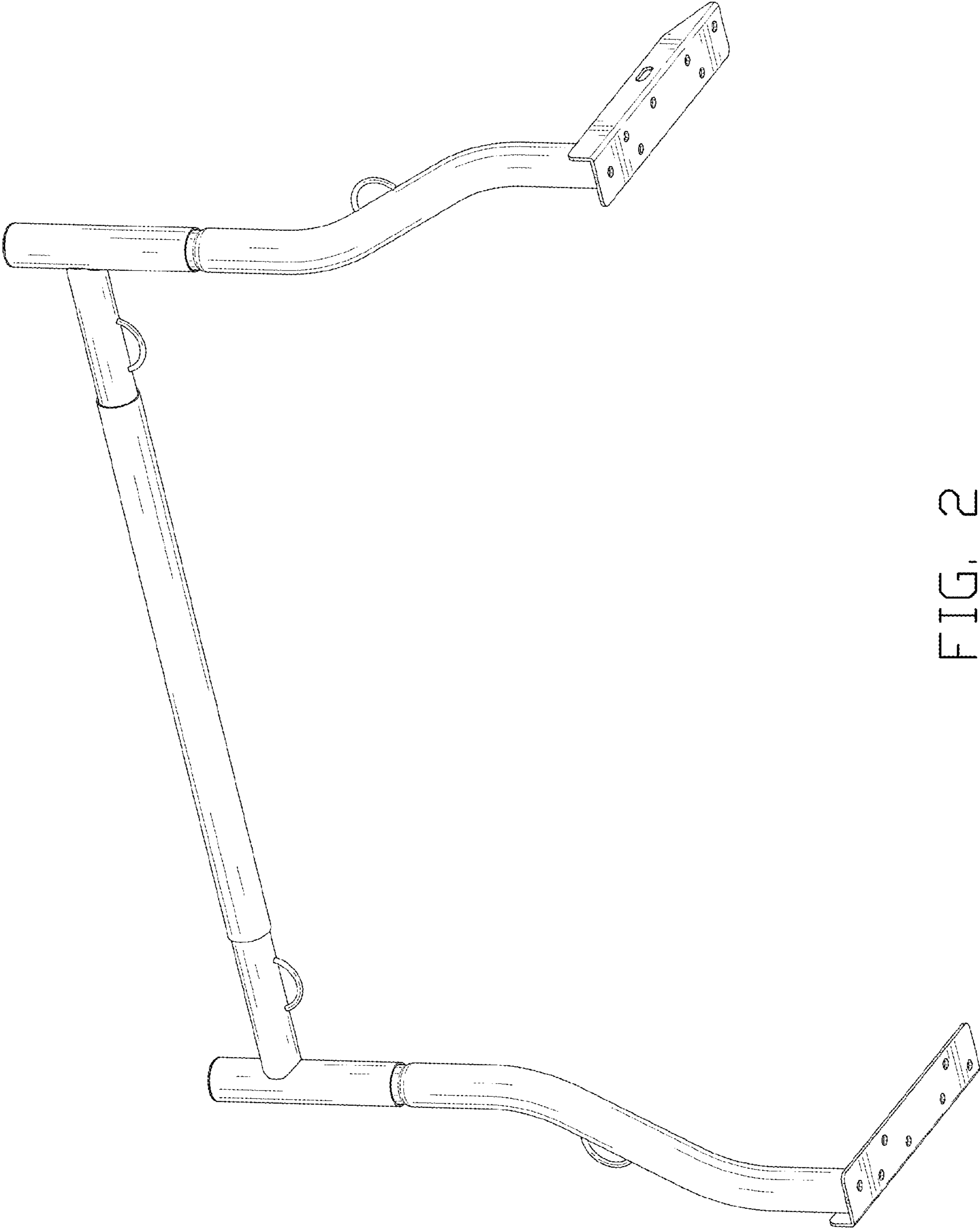


FIG. 2

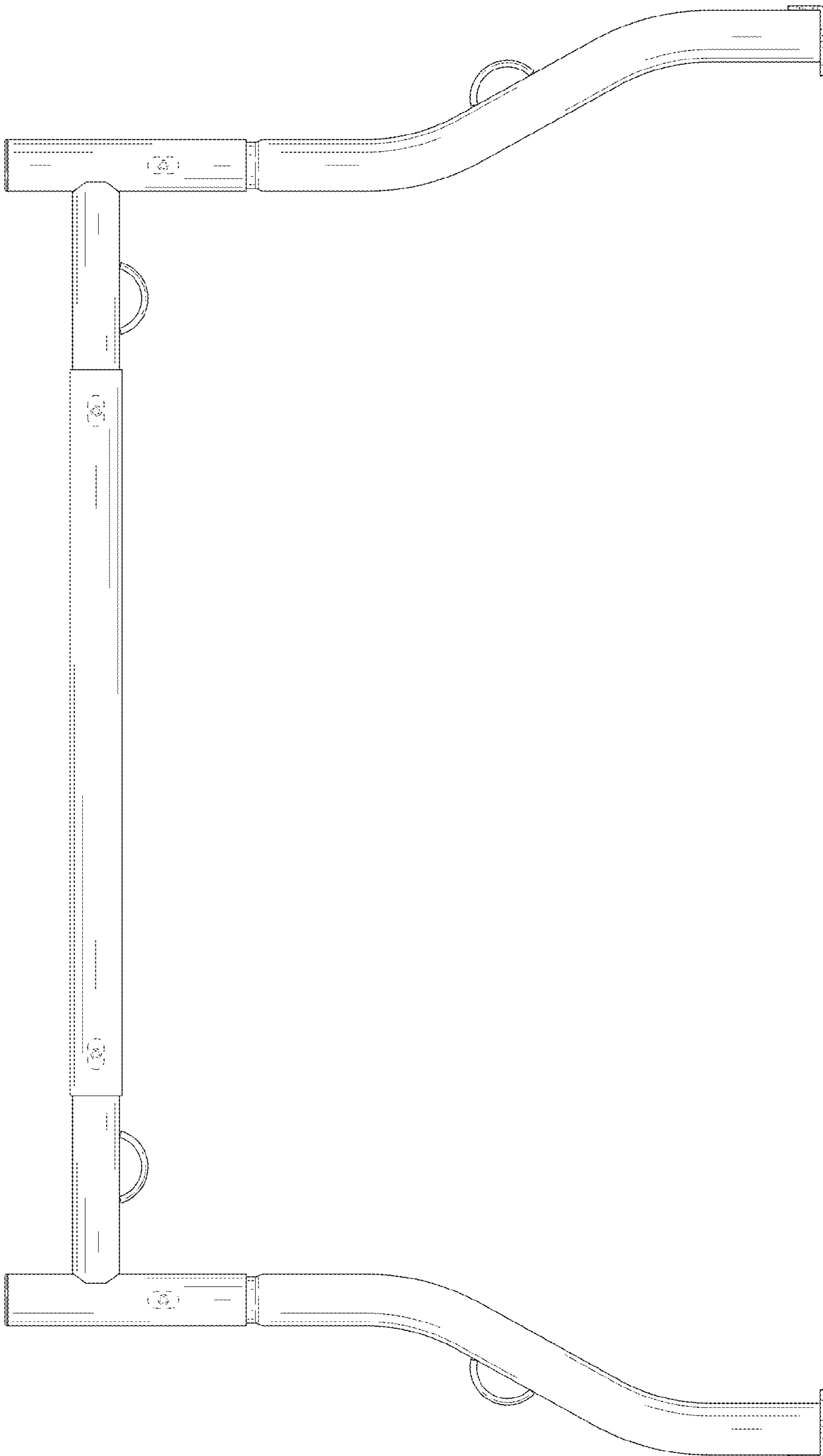


FIG. 3




FIG. 4

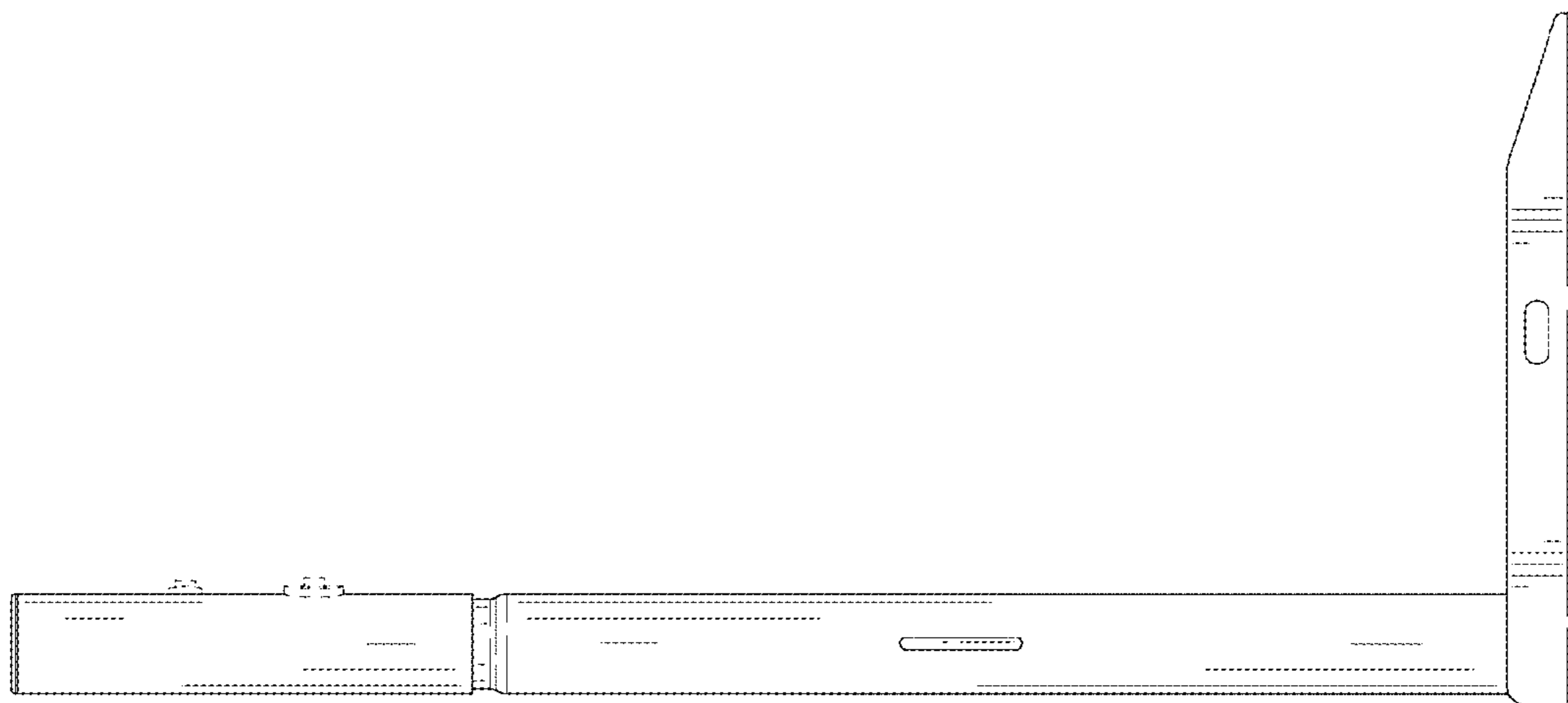


FIG. 5

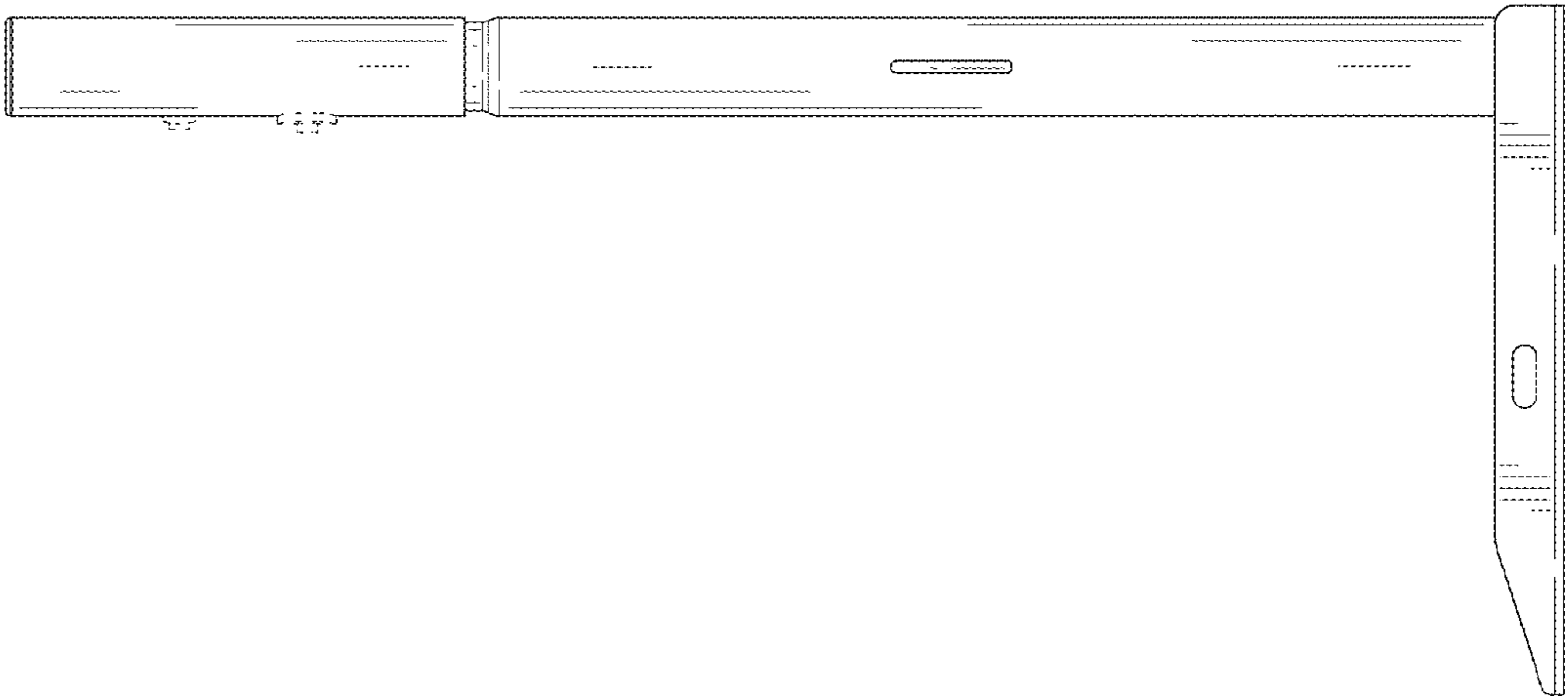


FIG. 6




FIG. 7






FIG. 8