

US00D971095S

(12) **United States Design Patent** (10) **Patent No.:** **US D971,095 S**
Fujioka et al. (45) **Date of Patent:** **** Nov. 29, 2022**

(54) **REAR BUMPER FOR AN AUTOMOBILE**
(71) Applicant: **Nissan Motor Co., Ltd.**, Kanagawa (JP)
(72) Inventors: **Motoki Fujioka**, Tokyo (JP); **Shinya Momokawa**, Kanagawa (JP); **Kuniharu Seo**, Kanagawa (JP)
(73) Assignee: **Nissan Motor Co., Ltd.**, Yokohama (JP)

D640,613 S * 6/2011 Bauer D12/169
D644,573 S * 9/2011 Bauer D12/169
D644,578 S * 9/2011 Messale D12/169
D653,593 S * 2/2012 Nishihama D12/169
D675,140 S * 1/2013 Ohkoshi D12/169
D683,282 S * 5/2013 Fuchigami D12/169
D683,285 S * 5/2013 Yoshida D12/169
D769,780 S * 10/2016 Lesnik D12/164
D819,523 S * 6/2018 Yamamoto D12/169
D833,330 S * 11/2018 Sakai D12/91
D838,638 S * 1/2019 Wada D12/169

(Continued)

(**) Term: **15 Years**

(21) Appl. No.: **29/779,800**

(22) Filed: **Apr. 21, 2021**

(30) **Foreign Application Priority Data**

Oct. 22, 2020 (JP) 2020-022783 D

(51) **LOC (13) Cl.** **12-16**

(52) **U.S. Cl.**
USPC **D12/169**

(58) **Field of Classification Search**
USPC D12/169, 163, 196, 86, 90-92;
296/180.1, 180.2; 293/102, 113, 115,
293/117, 120
CPC B60R 19/52; B60R 2019/25; B62D 25/084
See application file for complete search history.

(56) **References Cited**

U.S. PATENT DOCUMENTS

D561,070 S * 2/2008 Gresens D12/169
D561,071 S * 2/2008 Golden D12/169
D566,017 S * 4/2008 Pfeiffer D12/169
D585,002 S * 1/2009 Tamura D12/169
D592,570 S * 5/2009 Lamm D12/169
D605,568 S * 12/2009 Ward D12/169
D609,614 S * 2/2010 Okue D12/169
D631,407 S * 1/2011 Kuze D12/169

FOREIGN PATENT DOCUMENTS

JP D1597105 S 2/2018

Primary Examiner — Melody N Brown

(74) *Attorney, Agent, or Firm* — Global IP Counselors, LLP

(57) **CLAIM**

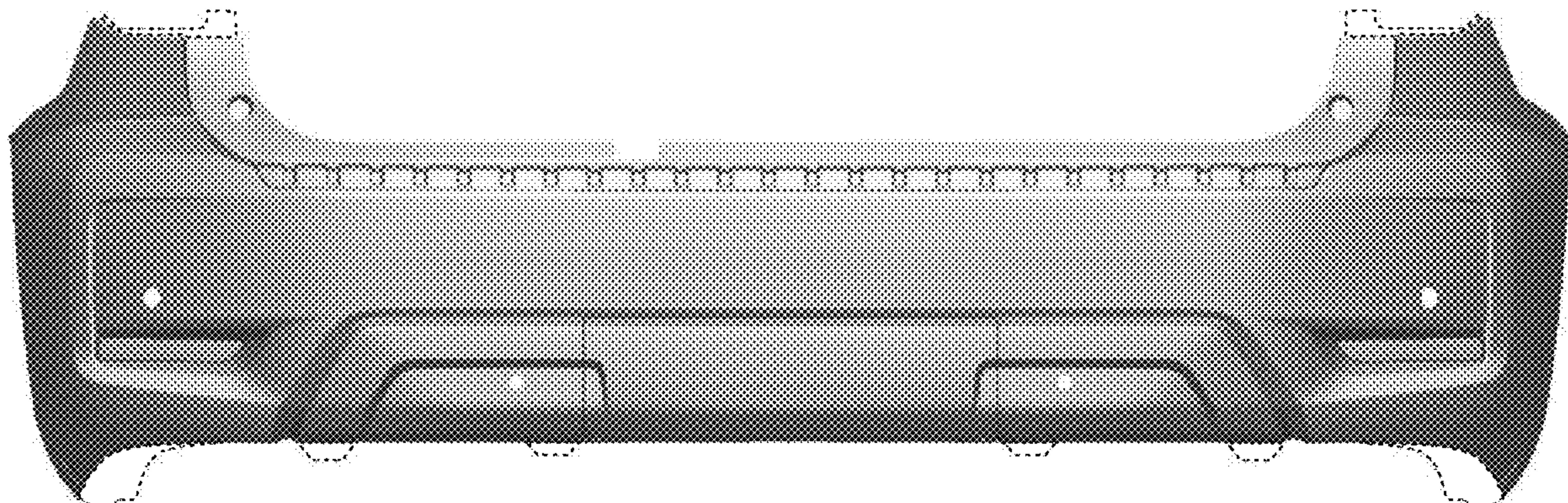
The ornamental design for a rear bumper for an automobile, as shown and described.

DESCRIPTION

FIG. 1 is a front and right side perspective view of a rear bumper for an automobile showing our new design; FIG. 2 is a front and left side perspective view thereof; FIG. 3 is a front elevational view thereof; FIG. 4 is a top plan view thereof; FIG. 5 is a bottom plan view thereof; FIG. 6 is a right side elevational view thereof; and, FIG. 7 is a left side elevational view thereof.

The rear view of the rear bumper for an automobile forms no part of the claimed design. The inside surfaces and mounting surfaces of the rear bumper for an automobile, shown in broken lines in FIGS. 1-7, form no part of the claimed design since these surfaces are hidden when the rear bumper for an automobile is mounted to the automobile.

1 Claim, 7 Drawing Sheets



(56)

References Cited

U.S. PATENT DOCUMENTS

D854,982 S *	7/2019	Horie	D12/169
D854,983 S *	7/2019	Katou	D12/169
D856,208 S *	8/2019	Takahashi	D12/169
D864,803 S *	10/2019	Sakai	D12/169
D886,003 S *	6/2020	Kusunoki	D12/169
D887,914 S *	6/2020	Utsunomiya	D12/169
D904,248 S *	12/2020	Katou	D12/169
D904,941 S *	12/2020	Utsunomiya	D12/169
D913,876 S *	3/2021	Bischoff	D12/169
D934,751 S *	11/2021	Taubert	D12/169
D938,322 S *	12/2021	Hirai	D12/169

* cited by examiner



FIG. 1




FIG. 2

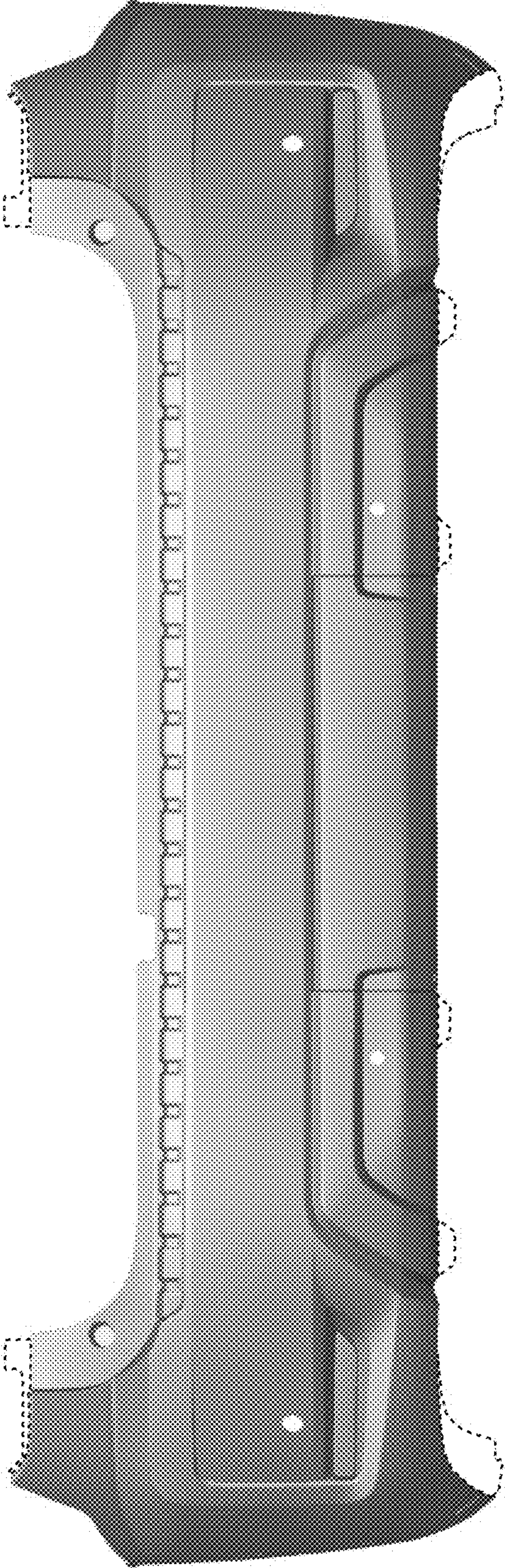


FIG. 3

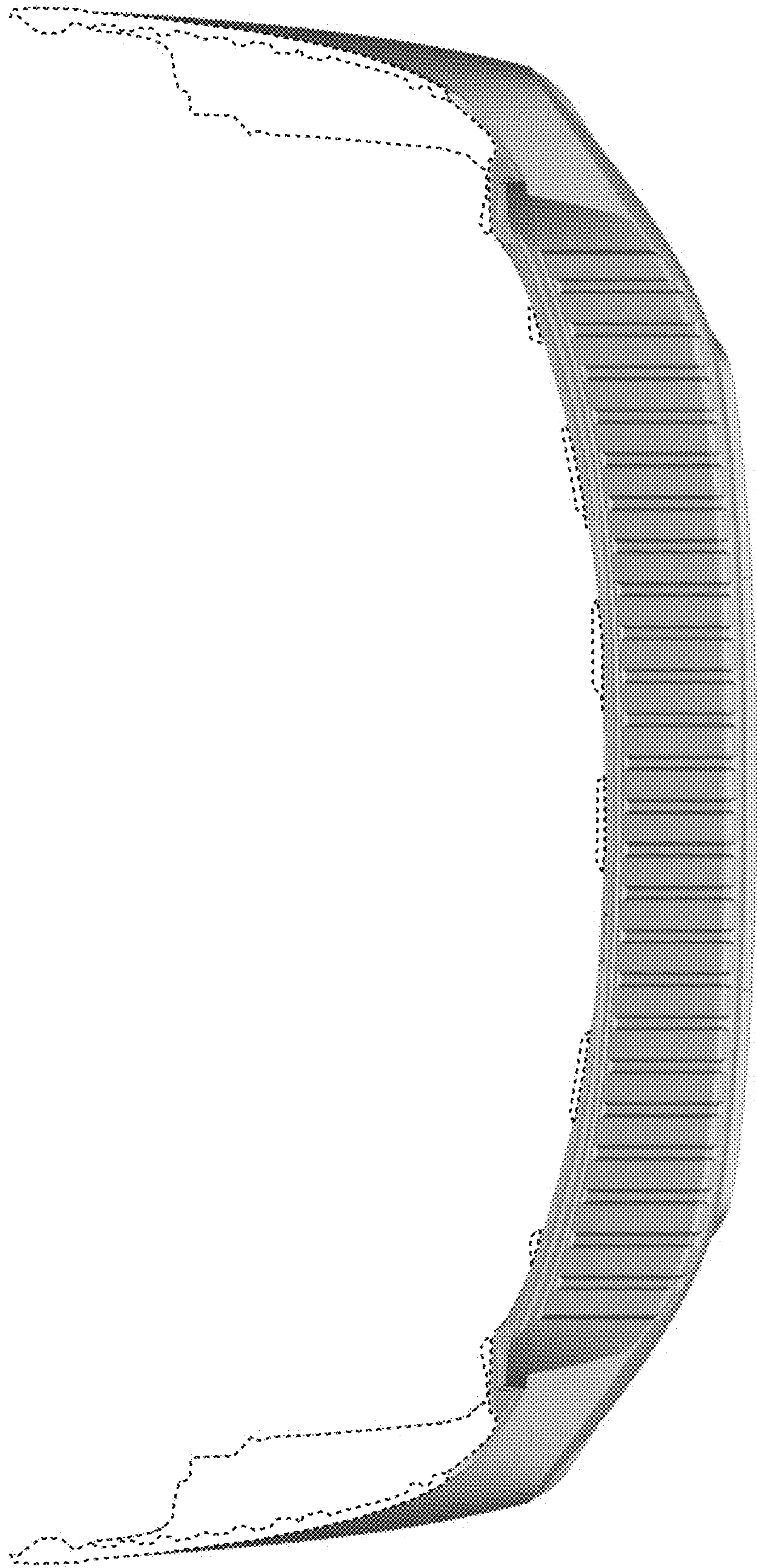


FIG. 4

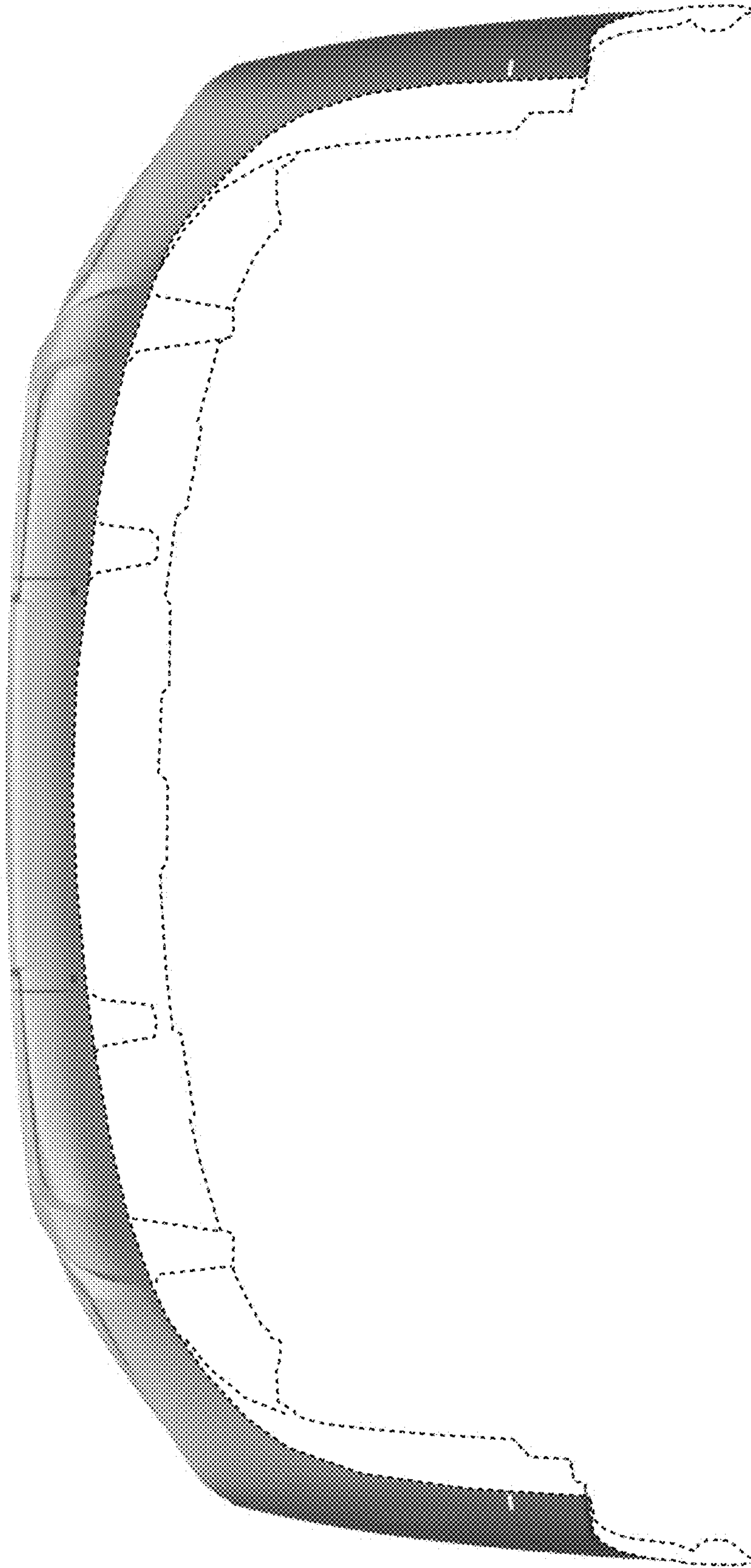


FIG. 5




FIG. 6

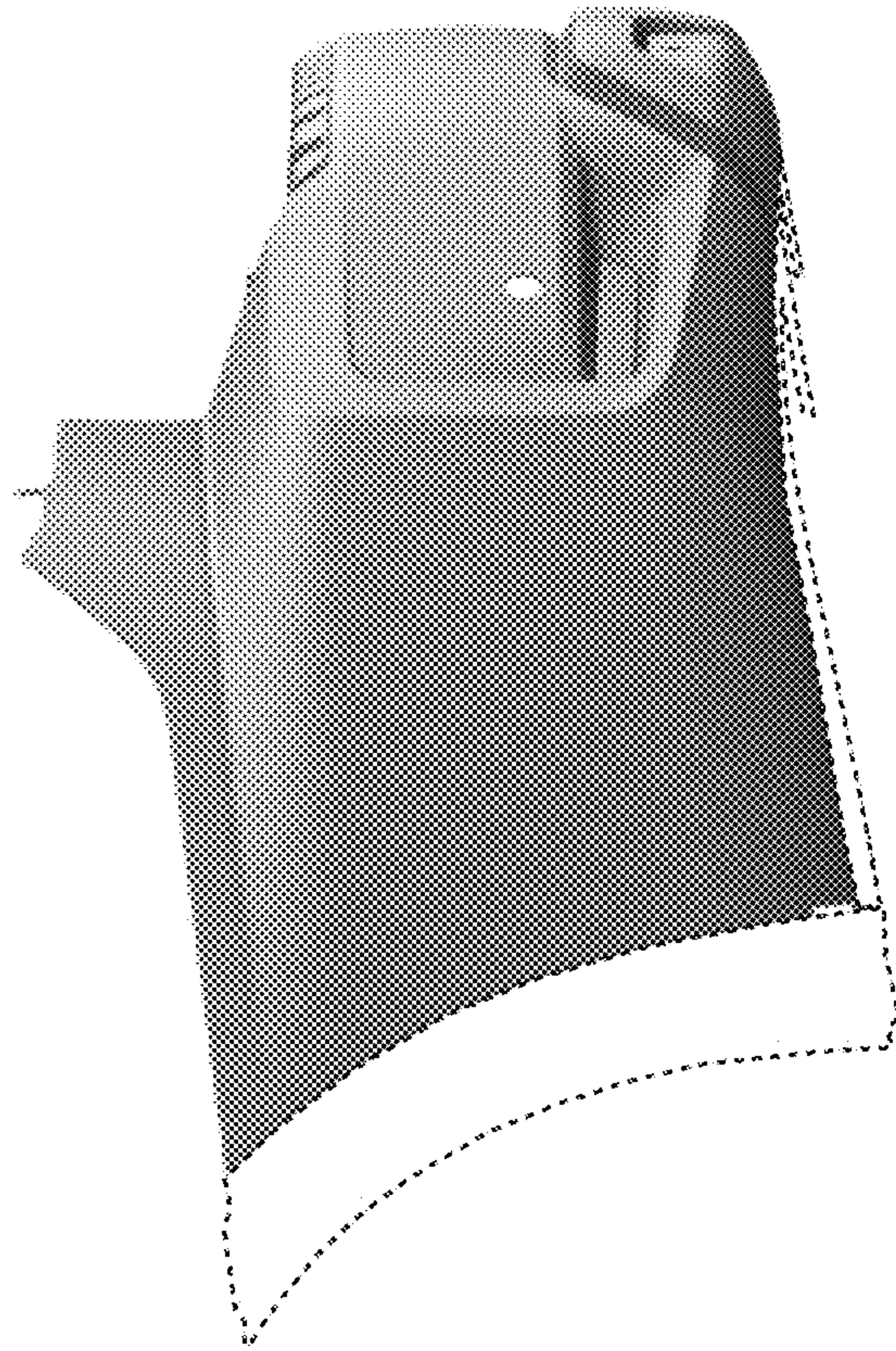


FIG. 7