



US00D971090S

(12) **United States Design Patent** (10) **Patent No.:** **US D971,090 S**  
**Campanella** (45) **Date of Patent:** **\*\* Nov. 29, 2022**

(54) **PROTECTIVE SLEEVE**

(71) Applicant: **Joseph Campanella**, Richland Hills, TX (US)

(72) Inventor: **Joseph Campanella**, Richland Hills, TX (US)

(\*\*) Term: **15 Years**

(21) Appl. No.: **29/784,460**

(22) Filed: **May 19, 2021**

**Related U.S. Application Data**

(63) Continuation-in-part of application No. 16/557,479, filed on Aug. 30, 2019, now Pat. No. 11,097,643.

(51) **LOC (13) Cl.** ..... **12-16**

(52) **U.S. Cl.**  
USPC ..... **D12/162**

(58) **Field of Classification Search**  
USPC ..... D12/159, 160, 161, 162, 400, 317;  
D21/777, 810  
CPC . B60D 1/60; B60D 1/065; B60D 1/00; B60D 1/06; B60D 1/36; B62D 33/033  
See application file for complete search history.

(56) **References Cited**

**U.S. PATENT DOCUMENTS**

D53,408 S \* 6/1919 Clemens ..... D12/162  
D116,027 S \* 8/1939 Harley ..... D12/162

D120,263 S \* 4/1940 Gilmore ..... D12/162  
D142,881 S \* 11/1945 Martin ..... D12/162  
D142,883 S \* 11/1945 Martin ..... D12/162  
D142,884 S \* 11/1945 Martin ..... D12/162  
D157,321 S \* 2/1950 Barden ..... D12/162  
D173,549 S \* 11/1954 Taylor ..... D12/162  
D223,095 S \* 3/1972 Allen ..... B60R 9/06  
D23/233  
D248,139 S \* 6/1978 Petersen ..... D6/691.5  
D634,259 S \* 3/2011 Farber ..... D12/408  
2017/0246924 A1 \* 8/2017 Thompson ..... B60D 1/04  
2022/0161735 A1 \* 5/2022 Mannsfeld ..... E04H 15/06

\* cited by examiner

*Primary Examiner* — Katrina A Betton

(74) *Attorney, Agent, or Firm* — Leavitt Eldredge Law Firm


(57) **CLAIM**

The ornamental design for a protective sleeve, as shown and described.

**DESCRIPTION**

FIG. 1 is a front isometric view of a protective sleeve in accordance with the present application.  
FIG. 2 is a back isometric view of the protective sleeve.  
FIG. 3 is a first side view of the protective sleeve.  
FIG. 4 is a second side view of the protective sleeve.  
FIG. 5 is a first end view of the protective sleeve.  
FIG. 6 is a second end view of the protective sleeve.  
FIG. 7 is a top view of the protective sleeve; and,  
FIG. 8 is a bottom view of the protective sleeve.

**1 Claim, 4 Drawing Sheets**



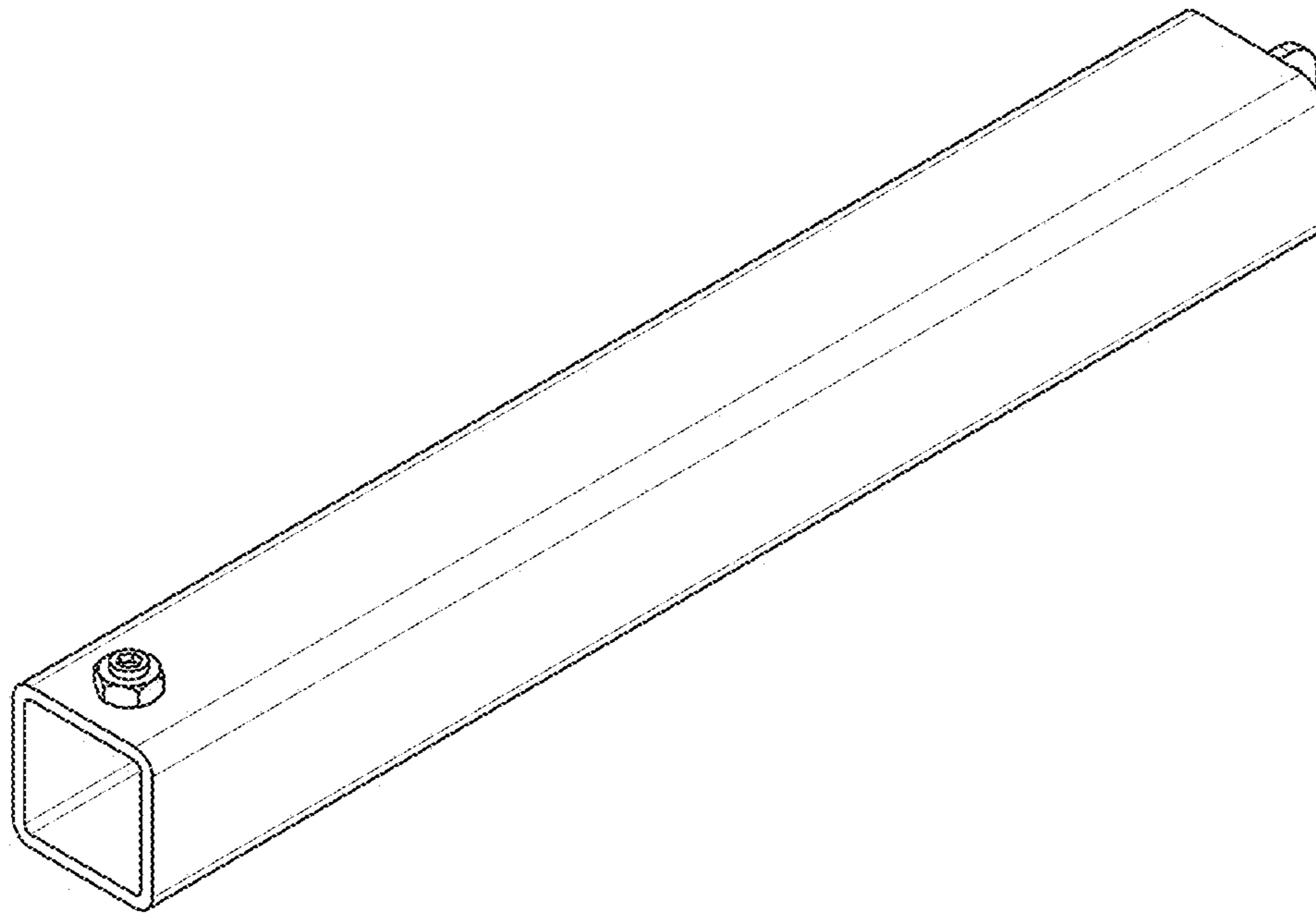


FIG. 1




FIG. 2




FIG. 3




FIG. 4

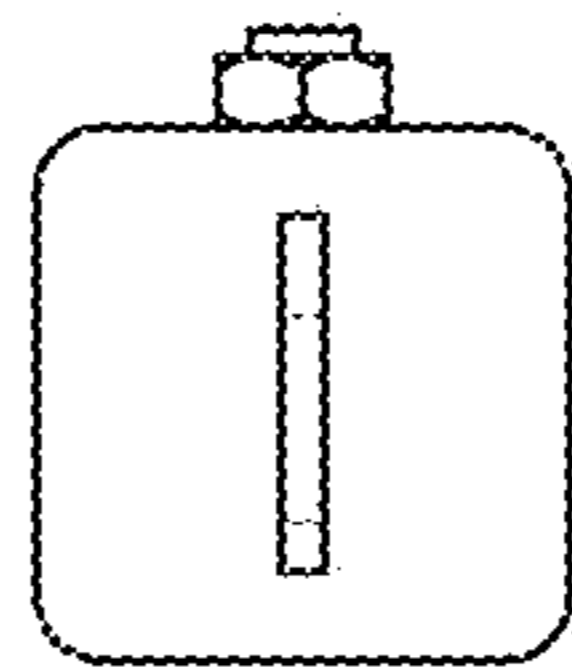


FIG. 5




FIG. 6




FIG. 7




FIG. 8