



US00D971078S

(12) **United States Design Patent** (10) **Patent No.:** **US D971,078 S**
Fung (45) **Date of Patent:** **** Nov. 29, 2022**

(54) **FASTENER**

(71) Applicant: **MULTI TREND CORPORATION LIMITED**, Kowloon (HK)

(72) Inventor: **Wing Leung Fung**, Kowloon (HK)

(73) Assignee: **MULTI TREND CORPORATION LIMITED**, Hong Kong (HK)

(**) Term: **15 Years**

(21) Appl. No.: **29/747,924**

(22) Filed: **Aug. 26, 2020**

(30) **Foreign Application Priority Data**

Jun. 12, 2020 (CN) 202030300477.8

(51) **LOC (13) Cl.** **02-07**

(52) **U.S. Cl.**
USPC **D11/208**

(58) **Field of Classification Search**
USPC D2/700, 706, 701, 702, 707; D11/1-2,
D11/200-220; D8/349

(Continued)

(56) **References Cited**

U.S. PATENT DOCUMENTS

D530,648 S * 10/2006 Utaka D11/208
D567,142 S * 4/2008 Gut D11/208

(Continued)

FOREIGN PATENT DOCUMENTS

CA 2399284 A1 * 10/2000 A44B 13/00
CA 2455784 A1 * 8/2002 A41C 3/12

(Continued)

OTHER PUBLICATIONS

Amazon, SHW 9pcs Women Soft Comfortable Bra Extenders, posted Jul. 28, 2019, [online], [visited Feb. 9, 2022]. Internet,

<URL: <https://www.amazon.co.uk/Comfortable-Extenders-Extensions-Elastic-Extender/dp/B07VLXRTSQ/ref?th=1> > (Year: 2019).*

(Continued)

Primary Examiner — Samantha Wood

(74) *Attorney, Agent, or Firm* — Ware, Fressola, Maguire & Barber LLP

(57) **CLAIM**

I claim the ornamental design for a fastener, as shown and described.

DESCRIPTION

FIG. 1 is a front perspective view of a first embodiment of a fastener, showing my claimed design;

FIG. 2 is a front view thereof;

FIG. 3 is a rear view thereof;

FIG. 4 is a left side view thereof;

FIG. 5 is a right side view thereof;

FIG. 6 is a top view thereof; and

FIG. 7 is a bottom view thereof.

FIG. 8 is a front perspective view of a second embodiment of a fastener, showing my claimed design;

FIG. 9 is a front view thereof;

FIG. 10 is a rear view thereof;

FIG. 11 is a left side view thereof;

FIG. 12 is a right side view thereof;

FIG. 13 is a top view thereof; and

FIG. 14 is a bottom view thereof.

FIG. 15 is a front perspective view of a third embodiment of a fastener, showing my claimed design;

FIG. 16 is a front view thereof;

FIG. 17 is a rear view thereof;

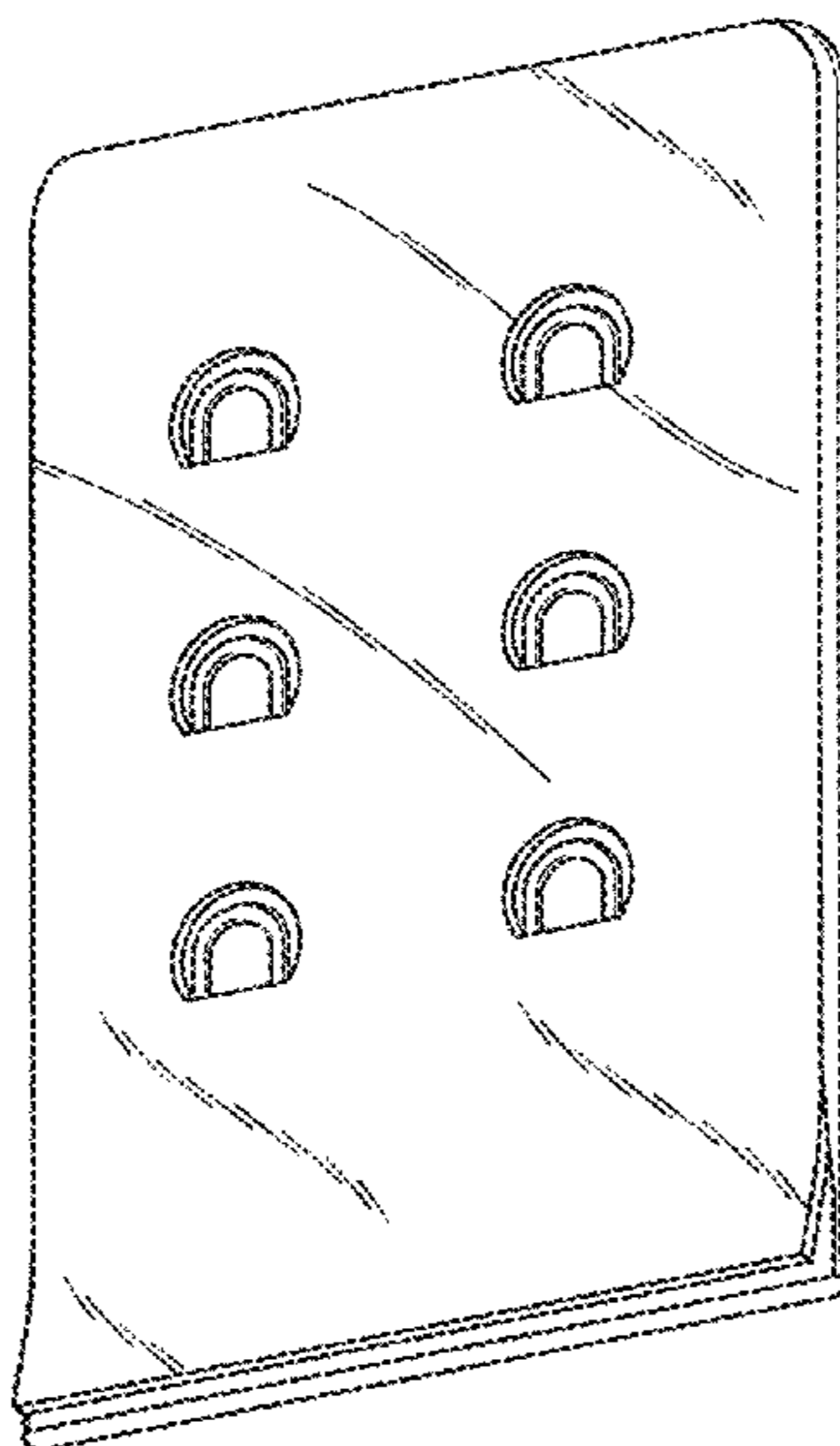
FIG. 18 is a left side view thereof;

FIG. 19 is a right side view thereof;

FIG. 20 is a top view thereof; and,

FIG. 21 is a bottom view thereof.

1 Claim, 15 Drawing Sheets



(58) **Field of Classification Search**

CPC . A44B 13/00; A44B 13/0005; A44B 13/0011;
 A44B 13/0029; A44B 13/0035; A44B
 13/0041; A44B 13/0052; A44B 13/0058
 See application file for complete search history.

(56) **References Cited**

U.S. PATENT DOCUMENTS

D599,081	S	*	9/2009	Heer	D2/706
D625,487	S	*	10/2010	Hendrickson	D2/706
D703,095	S	*	4/2014	Fildan	D11/218
D763,132	S	*	8/2016	Karunaratne	D11/208
D813,721	S	*	3/2018	Krupa	D11/208
D815,391	S	*	4/2018	Zheng	D11/208
D826,084	S	*	8/2018	Karunaratne	D11/208
D845,827	S	*	4/2019	Fung	D11/208
D845,828	S	*	4/2019	Fung	D11/208
D846,435	S	*	4/2019	Fung	D11/208
D854,782	S	*	7/2019	Ironi	D2/706
D860,582	S	*	9/2019	Jameson	D2/706
D861,285	S	*	10/2019	Jameson	D2/706
D894,041	S	*	8/2020	Yang	D11/208
2008/0214090	A1	*	9/2008	Gut	A44B 13/0052 450/1
2009/0070969	A1	*	3/2009	Fildan	A41F 1/006 450/82

FOREIGN PATENT DOCUMENTS

DE	801926	C	*	10/1949	A44B 13/0052
DE	857933	C	*	5/1950	A44B 13/0011
GB	329244	A	*	9/1929	A44B 13/0052
GB	786535	A	*	7/1955	A44B 13/0011
GB	1232560	A	*	4/1970	A44B 13/00
KR	3020160050685		*	10/2016		
WO	WO-2006077658	A1	*	7/2006	A41F 1/006
WO	WO-2008093443	A1	*	8/2008	A41F 1/006
WO	WO-2014174332	A1	*	10/2014	A41F 1/006
WO	WO-2020100240	A1	*	5/2020	A41C 3/12

OTHER PUBLICATIONS

Amazon, ATST 2 Hook Bra Extenders, posted Nov. 9, 2017, [online], [visited Feb. 9, 2022]. Internet, <URL: <https://www.amazon.co.uk/Hook-Bra-Extenders-Pack/dp/B0779K5GVT/ref?th=1>> (Year: 2017).*

Amazon, Closecret Women's Nylon Bra Extender Multi-size Brasiere Strap Extension, posted Aug. 19, 2016, [online], [visited Feb. 9, 2022]. Internet, <URL: <https://www.amazon.com/Closecret-Extender-Multi-size-Optional-Spacing/dp/B01KNY3D56/ref?th=1>> (Year: 2016).*

* cited by examiner

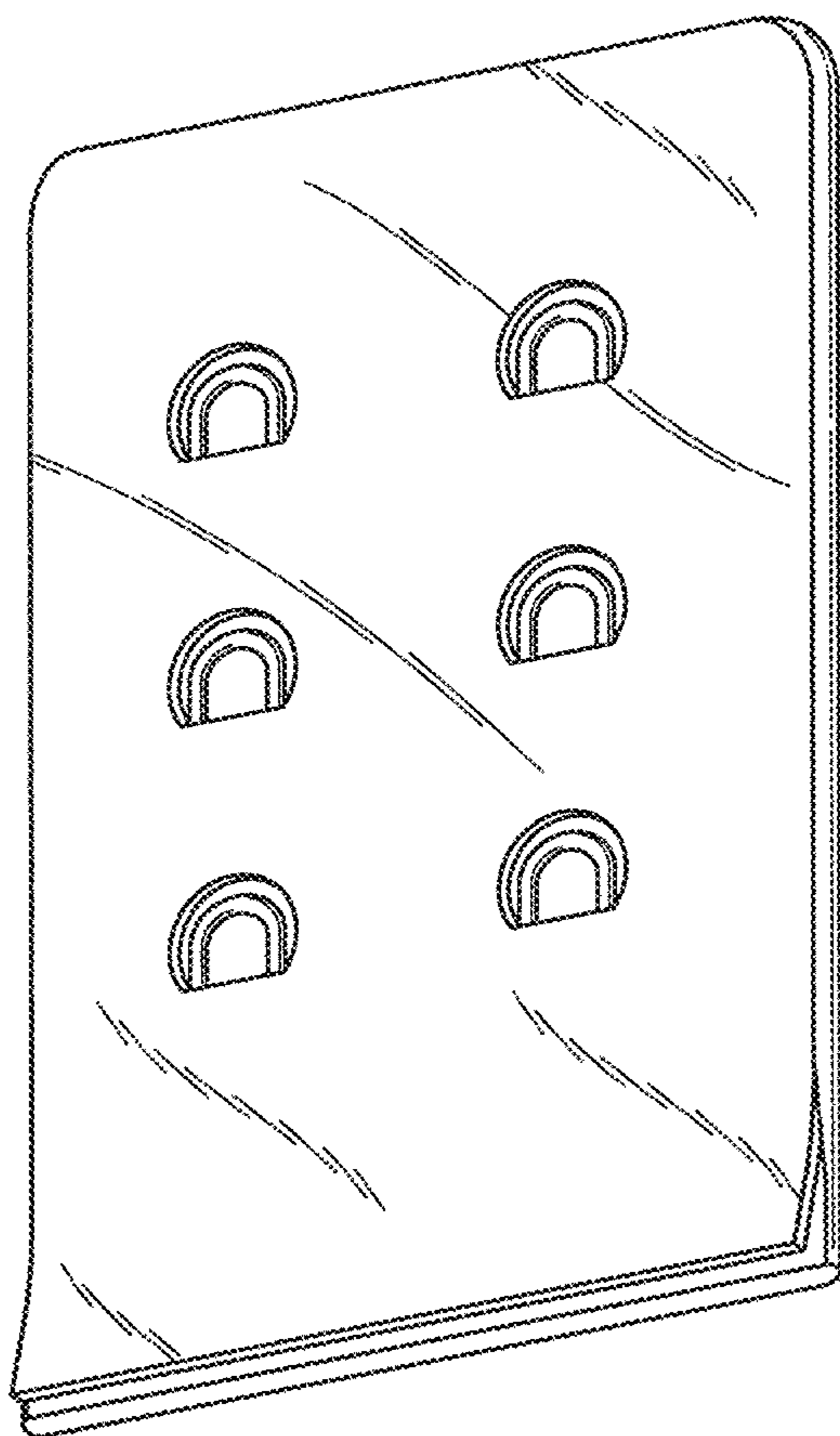


FIG. 1

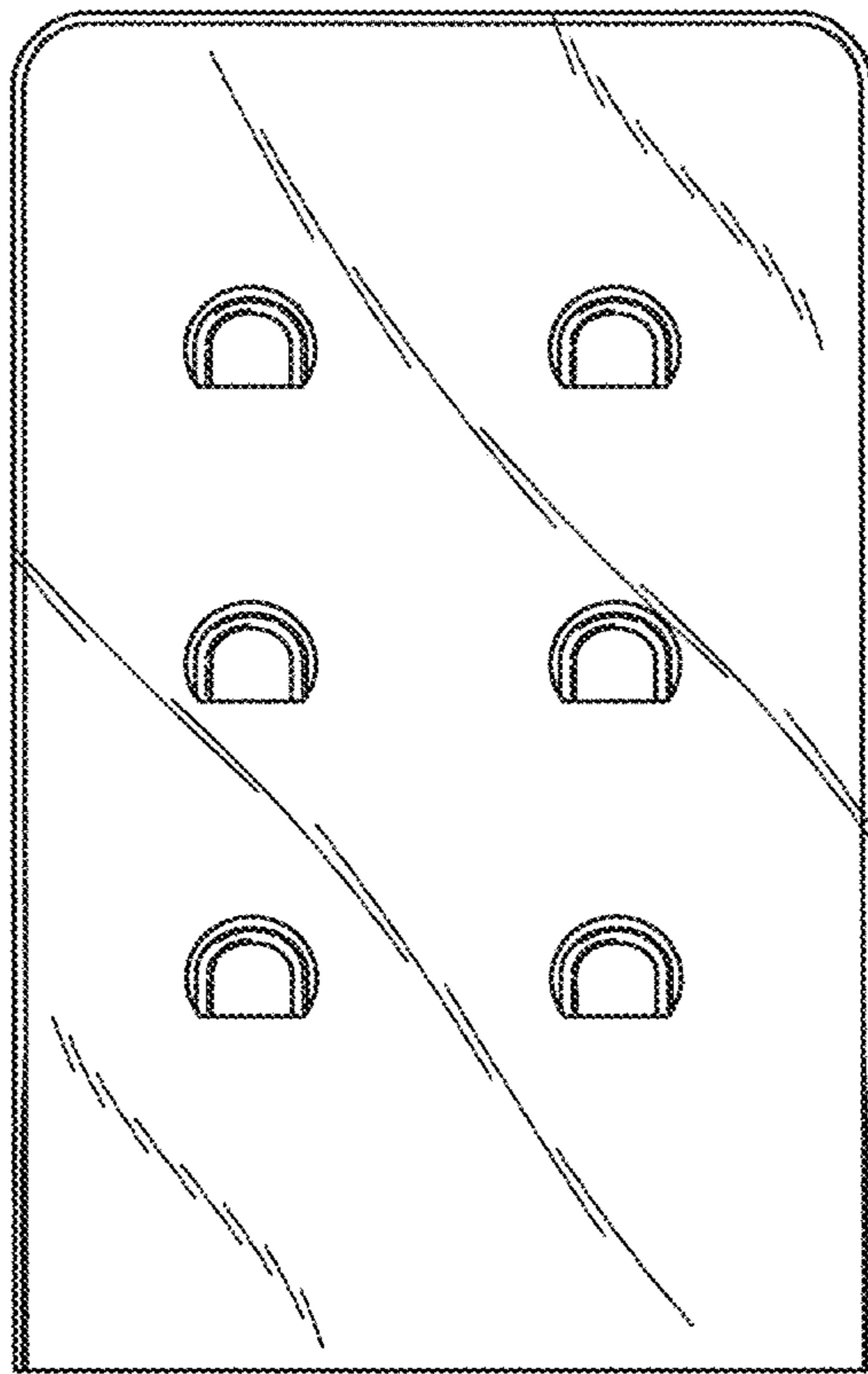


FIG. 2




FIG. 3




FIG. 4



FIG. 5



FIG. 6



FIG. 7

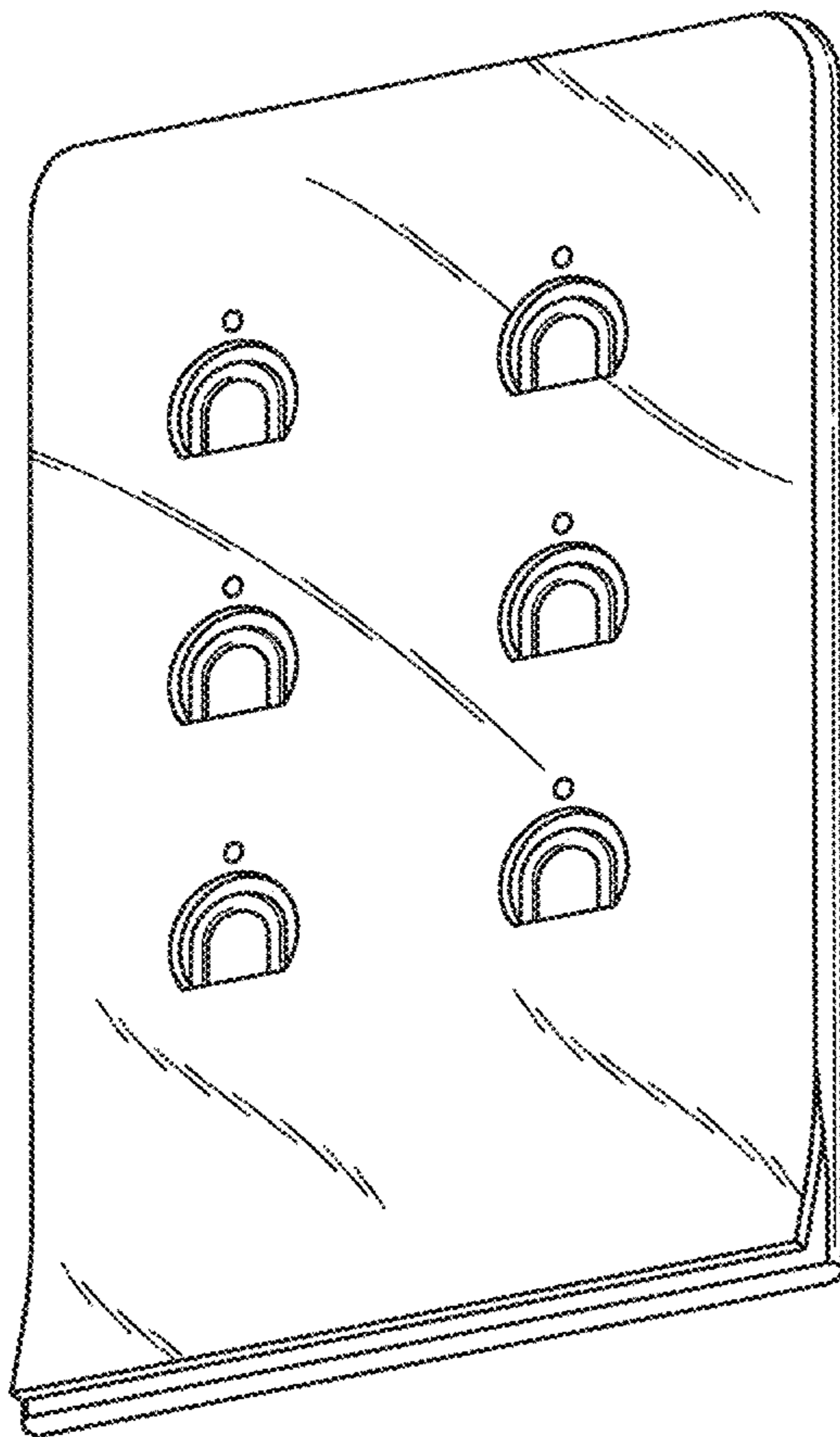


FIG. 8

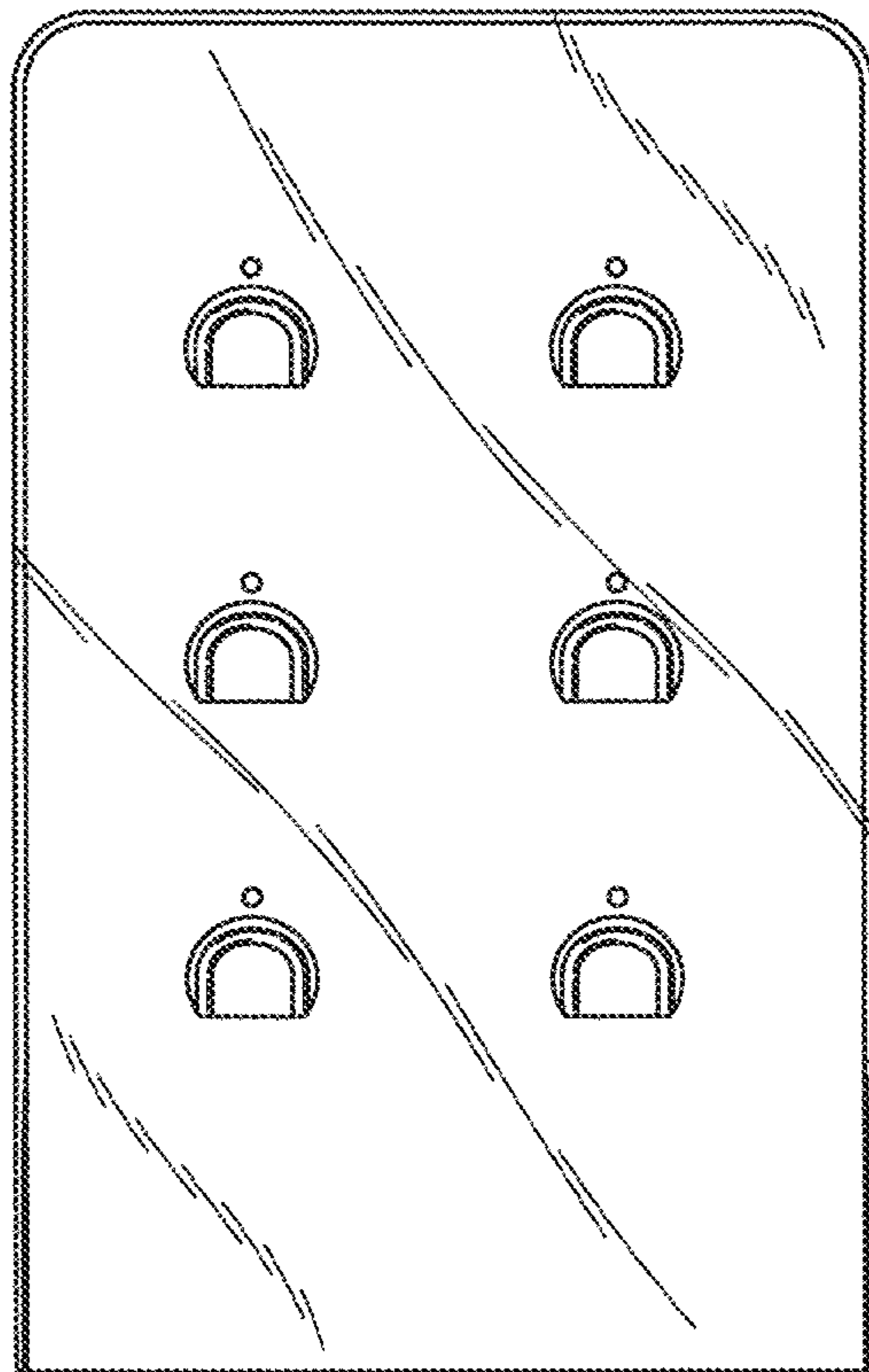


FIG. 9




FIG. 10

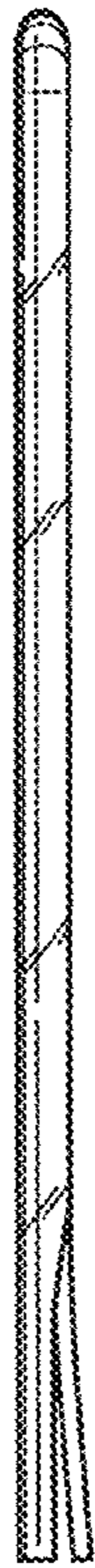


FIG. 11



FIG. 12



FIG. 13




FIG. 14

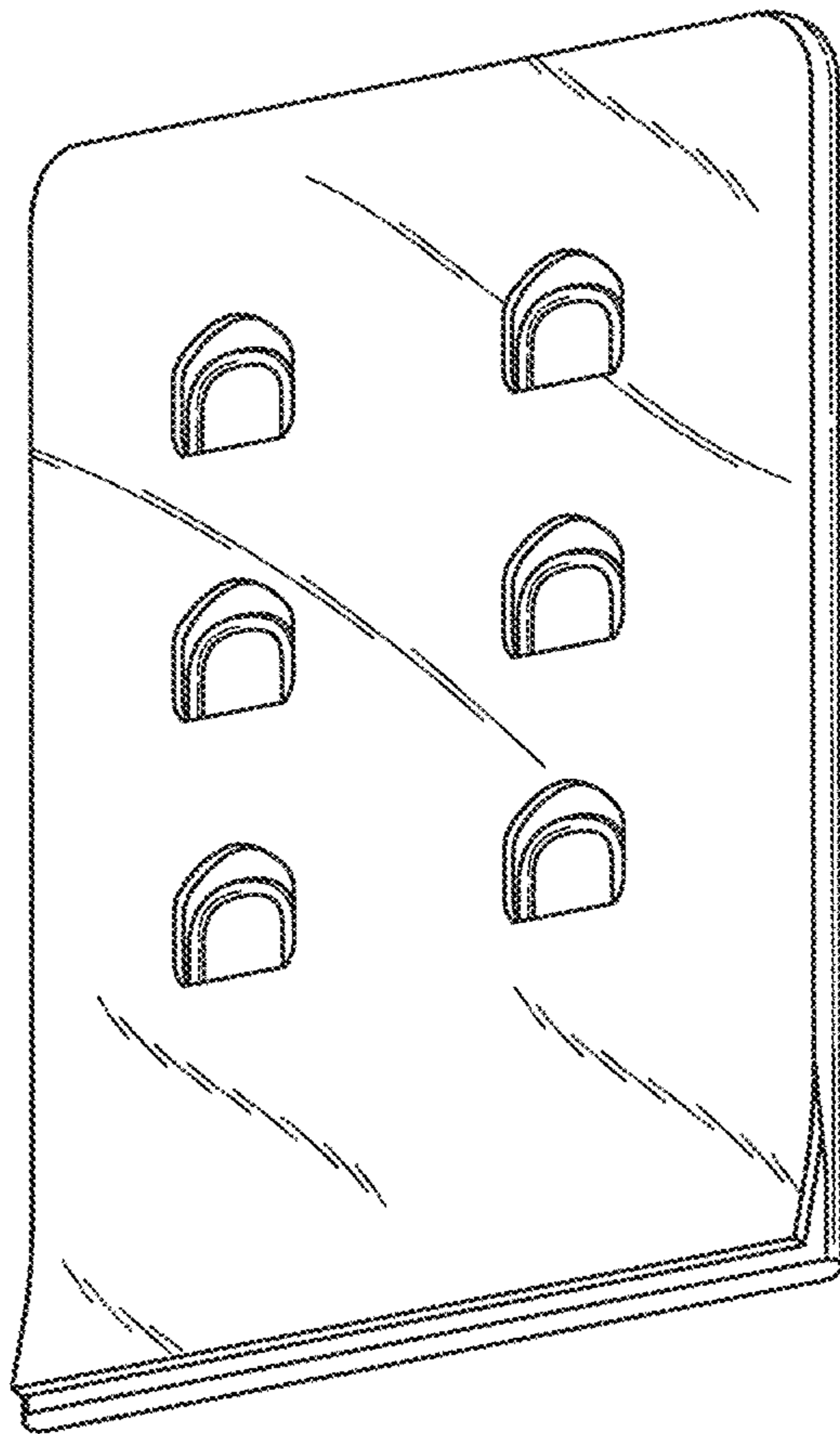


FIG. 15

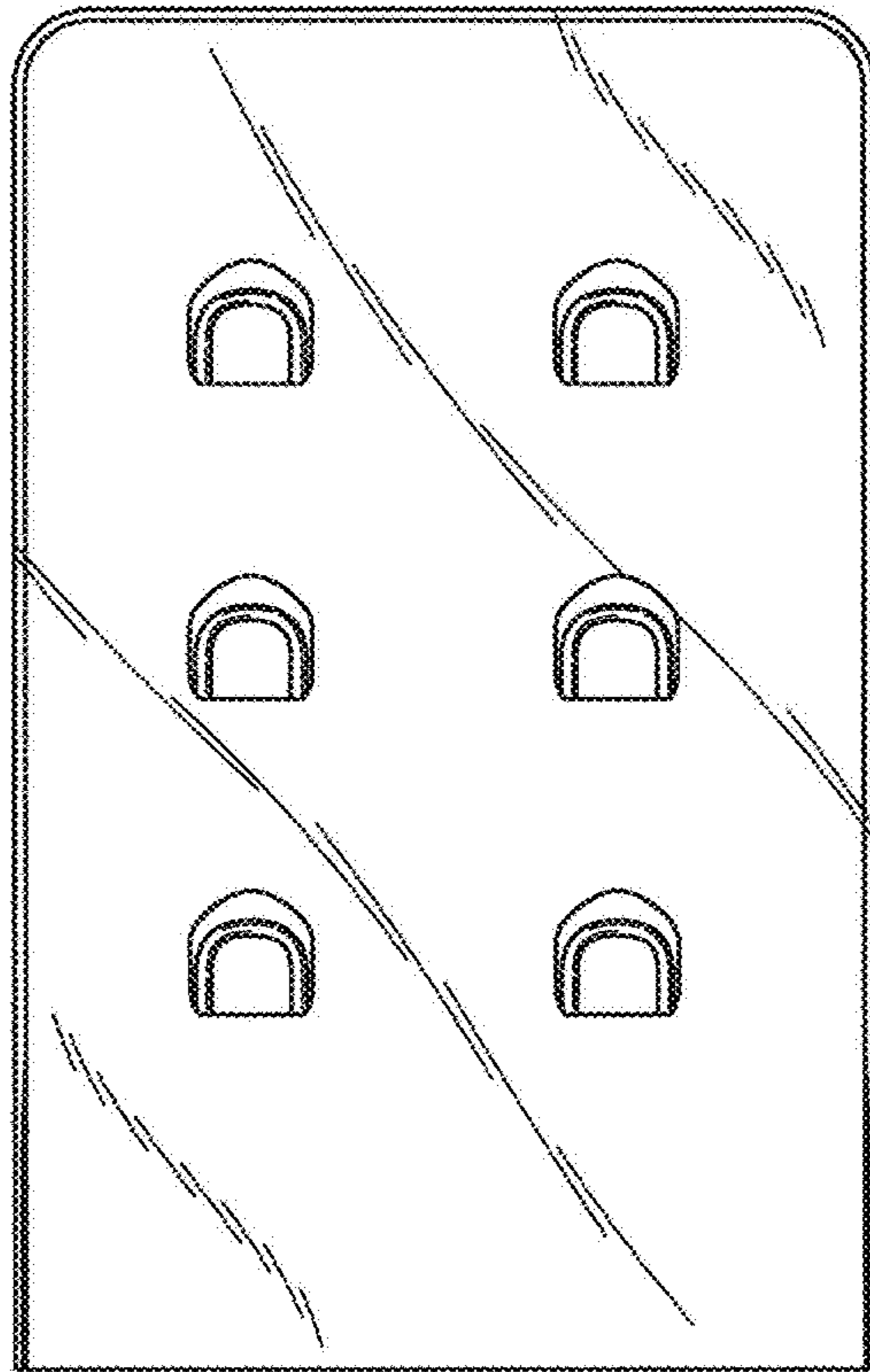


FIG. 16




FIG. 17

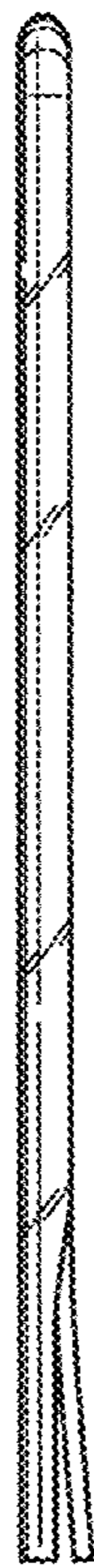


FIG. 18



FIG. 19



FIG. 20



FIG. 21