

US00D971039S

(12) **United States Design Patent** (10) **Patent No.:** **US D971,039 S**
Wang (45) **Date of Patent:** **** Nov. 29, 2022**

- (54) **LASER CALIBRATOR SUPPORT**
- (71) Applicant: **AUTEL INTELLIGENT TECHNOLOGY CORP., LTD.,**
Guangdong (CN)
- (72) Inventor: **Yongshuai Wang,** Guangdong (CN)
- (73) Assignee: **AUTEL INTELLIGENT TECHNOLOGY CORP., LTD.,**
Guangdong (CN)
- (**) Term: **15 Years**
- (21) Appl. No.: **29/732,908**
- (22) Filed: **Apr. 28, 2020**
- (30) **Foreign Application Priority Data**
Oct. 30, 2019 (CN) 201930593654.3
- (51) **LOC (13) Cl.** **10-04**
- (52) **U.S. Cl.**
USPC **D10/80**
- (58) **Field of Classification Search**
USPC D5/63; D10/46, 46.1, 64, 74, 80, 60;
D19/9-12; D20/27, 22, 11; D24/216,
D24/223, 224, 225, 140; D8/354, 499,
D8/374, 349
CPC H04B 17/21; H04B 17/11; G01D 18/008;
G01D 18/00; G01D 18/006; G01C 23/00;
B60R 2300/402
See application file for complete search history.

- (56) **References Cited**
U.S. PATENT DOCUMENTS
D303,939 S * 10/1989 Yusa D10/74
D345,705 S * 4/1994 Nesbitt D10/80
D365,293 S * 12/1995 Stallings D10/46
D426,783 S * 6/2000 Christensen D10/65

- D462,125 S * 8/2002 Pham D24/225
- D530,187 S * 10/2006 Esbaugh D8/354
- D530,826 S * 10/2006 Rich D24/225
- D551,102 S * 9/2007 Ritti D10/64
- D595,861 S * 7/2009 Kageyama D24/225
- D610,028 S * 2/2010 Toda D10/65
- D623,968 S * 9/2010 Roness D10/46.1
- D639,682 S * 6/2011 Kozina B27F 5/12
D10/64
- D668,560 S * 10/2012 Hales D10/46
- RE44,515 E * 10/2013 Ciungan D14/452
- D690,828 S * 10/2013 Yoon D24/224
- D732,360 S * 6/2015 Reeder D10/64
- D778,183 S * 2/2017 Leikert D10/70
- D804,336 S * 12/2017 Papakostas D10/70
- D813,648 S * 3/2018 Karol D8/354
- D817,199 S * 5/2018 Farley D10/70
- D824,532 S * 7/2018 Novak D24/216
- D847,368 S * 4/2019 Edwards D24/223
- D851,510 S * 6/2019 Jans D10/64
- D861,511 S * 10/2019 Cai D10/65
- D863,078 S * 10/2019 Kiley D10/64
- D876,251 S * 2/2020 Branham D10/64
- D881,051 S * 4/2020 Cai D10/103

(Continued)

Primary Examiner — George D. Kirschbaum
Assistant Examiner — Antoinette Martine Suiter

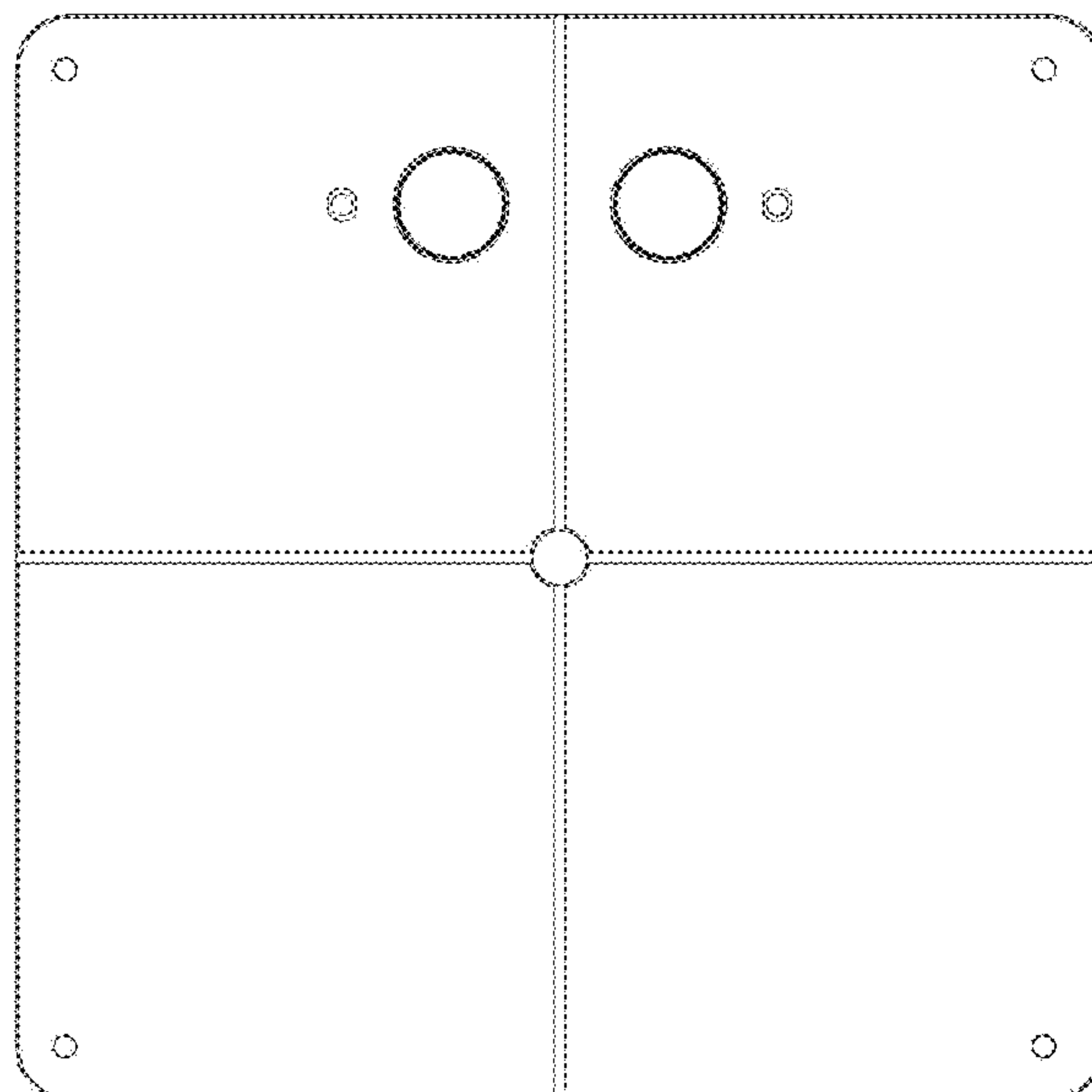
(57) **CLAIM**

The ornamental design for a laser calibrator support, as shown and described.

DESCRIPTION

FIG. 1 is a front elevational view of a laser calibrator support showing our new design;
FIG. 2 is a rear elevational view thereof;
FIG. 3 is a left side elevational view thereof;
FIG. 4 is a right side elevational view thereof;
FIG. 5 is a top plan view thereof;
FIG. 6 is a bottom plan view thereof; and,
FIG. 7 is a perspective view thereof.

1 Claim, 5 Drawing Sheets



(56)

References Cited

U.S. PATENT DOCUMENTS

D883,112	S	*	5/2020	Cai	D10/70
D883,119	S	*	5/2020	Cai	D10/103
D893,047	S	*	8/2020	Wahlqvist	D24/224
D897,555	S	*	9/2020	Chou	D24/225
D898,222	S	*	10/2020	Chou	D24/225
D910,203	S	*	2/2021	Chou	D24/227
D912,842	S	*	3/2021	Chou	D24/225
11,002,574	B2	*	5/2021	Qiu	G01D 18/00
D932,874	S	*	10/2021	Del Rossa	D8/354
D937,070	S	*	11/2021	Pavlov	D8/354
D937,072	S	*	11/2021	Pavlov	D8/354
D937,664	S	*	12/2021	Brunskill	D8/354
D938,261	S	*	12/2021	Thaler	D8/354
D939,982	S	*	1/2022	Aver	D10/71
D941,691	S	*	1/2022	Wang	D10/103
D962,748	S	*	9/2022	Fu	D10/65
D963,489	S	*	9/2022	Wyssen	D10/103
2021/0172770	A1	*	6/2021	Bartkowiak	G01D 18/00

* cited by examiner

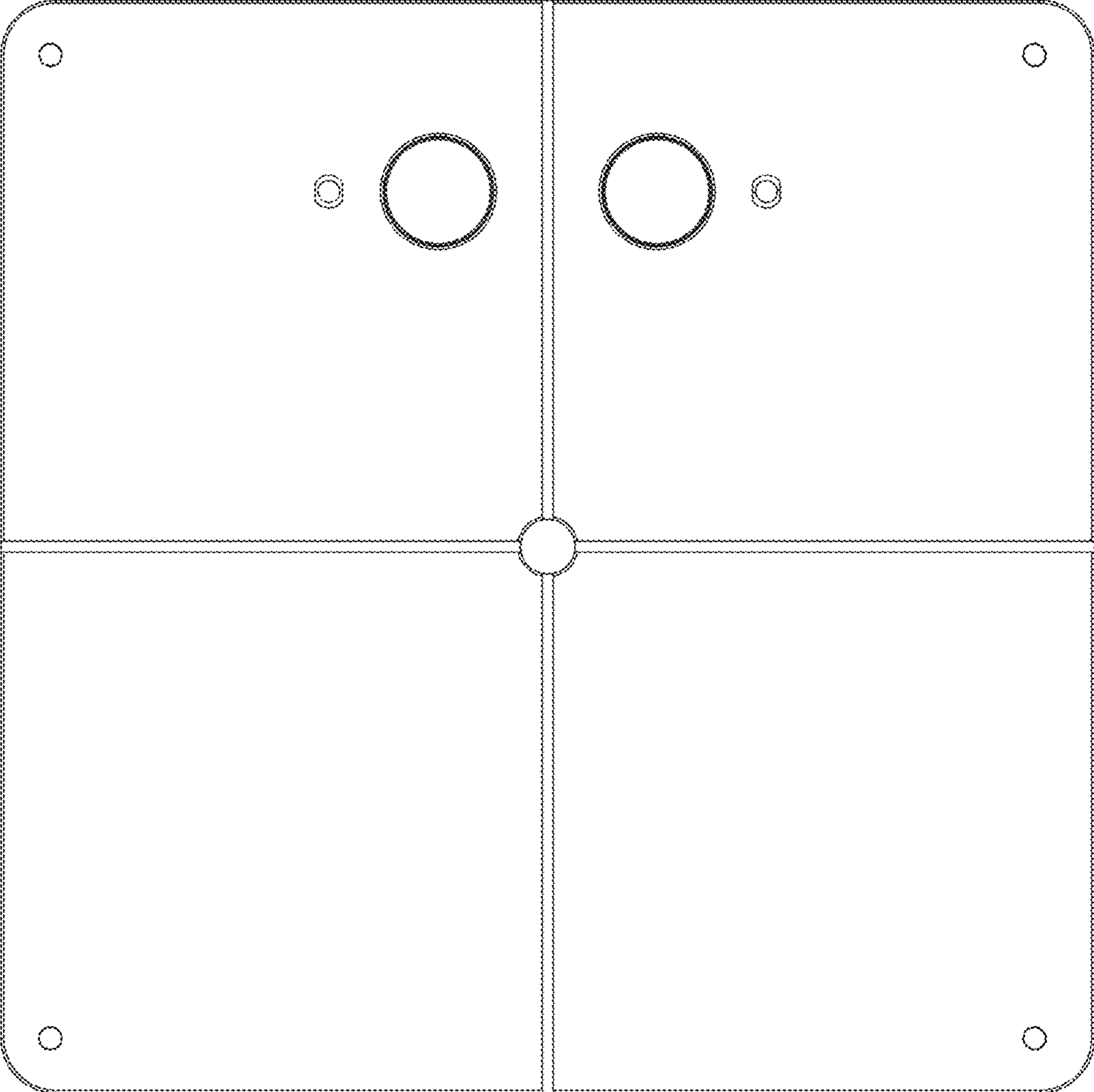


FIG.1




FIG.2

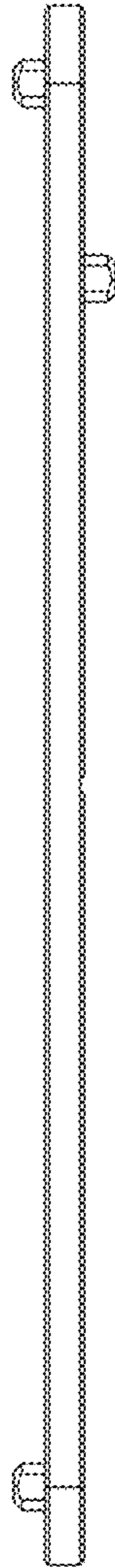


FIG.3

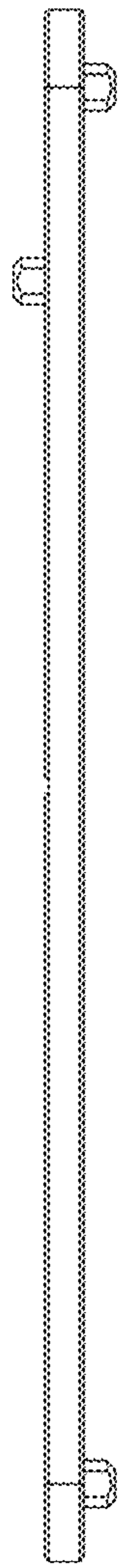


FIG. 4




FIG. 5




FIG. 6

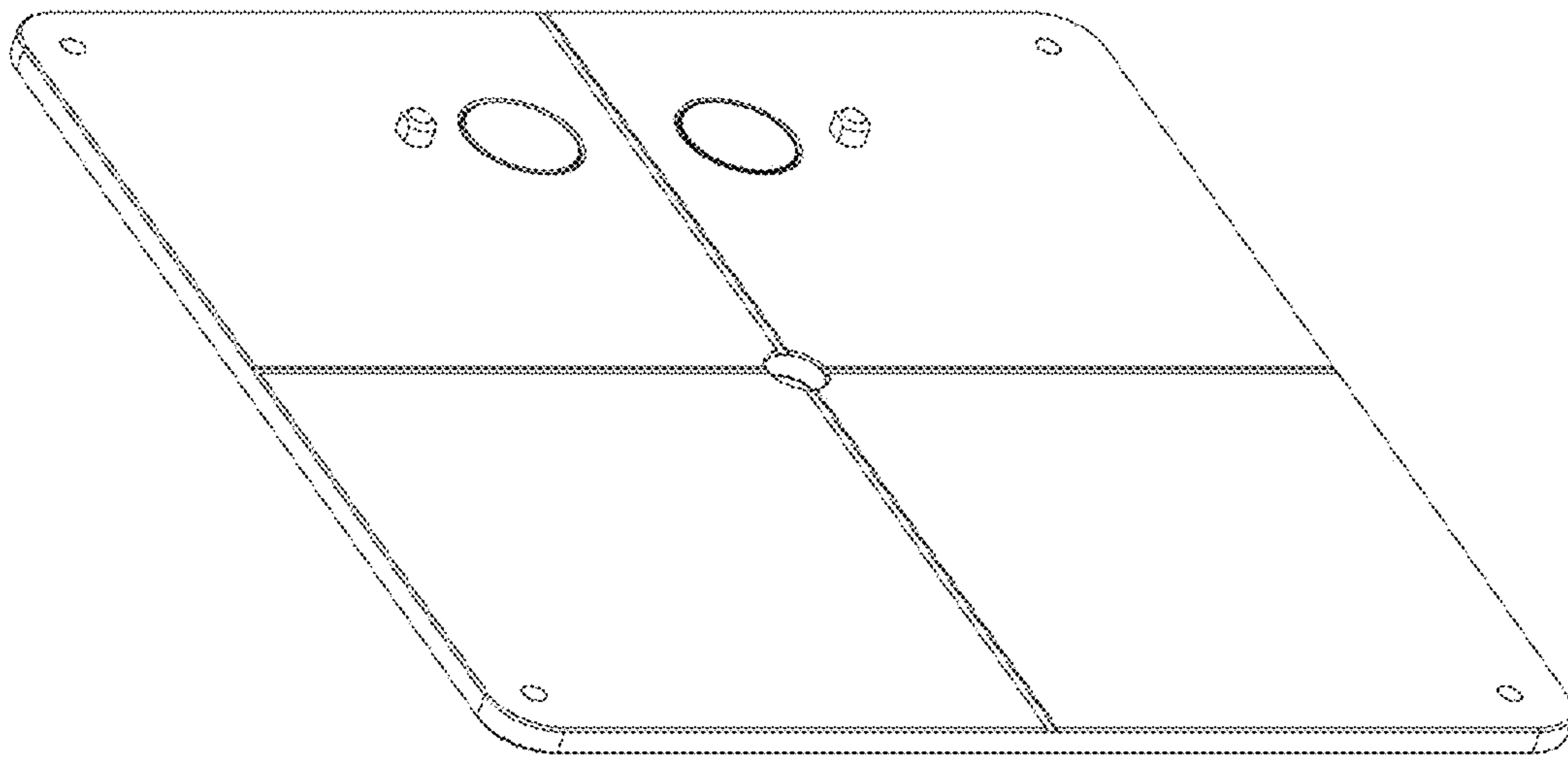


FIG. 7