



US00D971031S

(12) **United States Design Patent** (10) **Patent No.:** **US D971,031 S**
Hamel et al. (45) **Date of Patent:** **** Nov. 29, 2022**

(54) WATCH CASE	D302,130 S * 7/1989 Muller D10/22
(71) Applicant: Harry Winston SA , Plan-les-Ouates (CH)	D324,655 S * 3/1992 Bulgari D10/37
(72) Inventors: Anais Hamel , Plan-les-Ouates (CH); Steve Kamilindi , Plan-les-Ouates (CH)	D398,544 S * 9/1998 Lai D10/37
(73) Assignee: Harry Winston SA , Plan-les-Ouates (CH)	D554,018 S * 10/2007 Laucella D10/131
(**) Term: 15 Years	D724,961 S * 3/2015 Vaptzarof D10/126
	D729,077 S * 5/2015 Kamilindi D10/39
	D734,172 S * 7/2015 Nishi D10/22
	D756,245 S * 5/2016 Mille D10/126
	D793,870 S * 8/2017 Abdourahim D10/30
	D827,453 S * 9/2018 Davoli D10/37
	D850,295 S * 6/2019 Behling D10/39
	D879,624 S * 3/2020 Behling D10/38
	D895,443 S * 9/2020 Lasserre D10/38

(21) Appl. No.: **29/746,193**

(22) Filed: **Aug. 12, 2020**

(30) **Foreign Application Priority Data**

Feb. 13, 2020 (WO) WIPO92104

(51) **LOC (13) Cl.** **10-02**

(52) **U.S. Cl.**
USPC **D10/37; D10/30**

(58) **Field of Classification Search**
USPC D10/30-39, 126-129, 131-132
CPC G04B 19/00; G04B 19/02; G04B 19/025;
G04B 19/04; G04B 19/042; G04B 19/06;
G04B 19/065; G04B 19/08; G04B
19/085; G04B 19/087; G04B 19/10;
G04B 19/103; G04B 19/106; G04B
19/12; G04B 19/18; G04B 19/24; G04B
19/28; G04B 19/32; G04B 37/00; G04B
37/0058; G04B 37/14; G04B 37/1446;
G04B 37/18; G04B 45/0046; G04B
45/0069; G04B 45/0076
See application file for complete search history.

(56) **References Cited**

U.S. PATENT DOCUMENTS

2,189,639 A * 2/1940 Masses G04B 19/223
D10/37
D234,579 S * 3/1975 Blount D10/37

FOREIGN PATENT DOCUMENTS

CH 704602 A2 * 9/2012 G04B 19/00

* cited by examiner

Primary Examiner — Katherine Glennon

(74) *Attorney, Agent, or Firm* — Blank Rome LLP

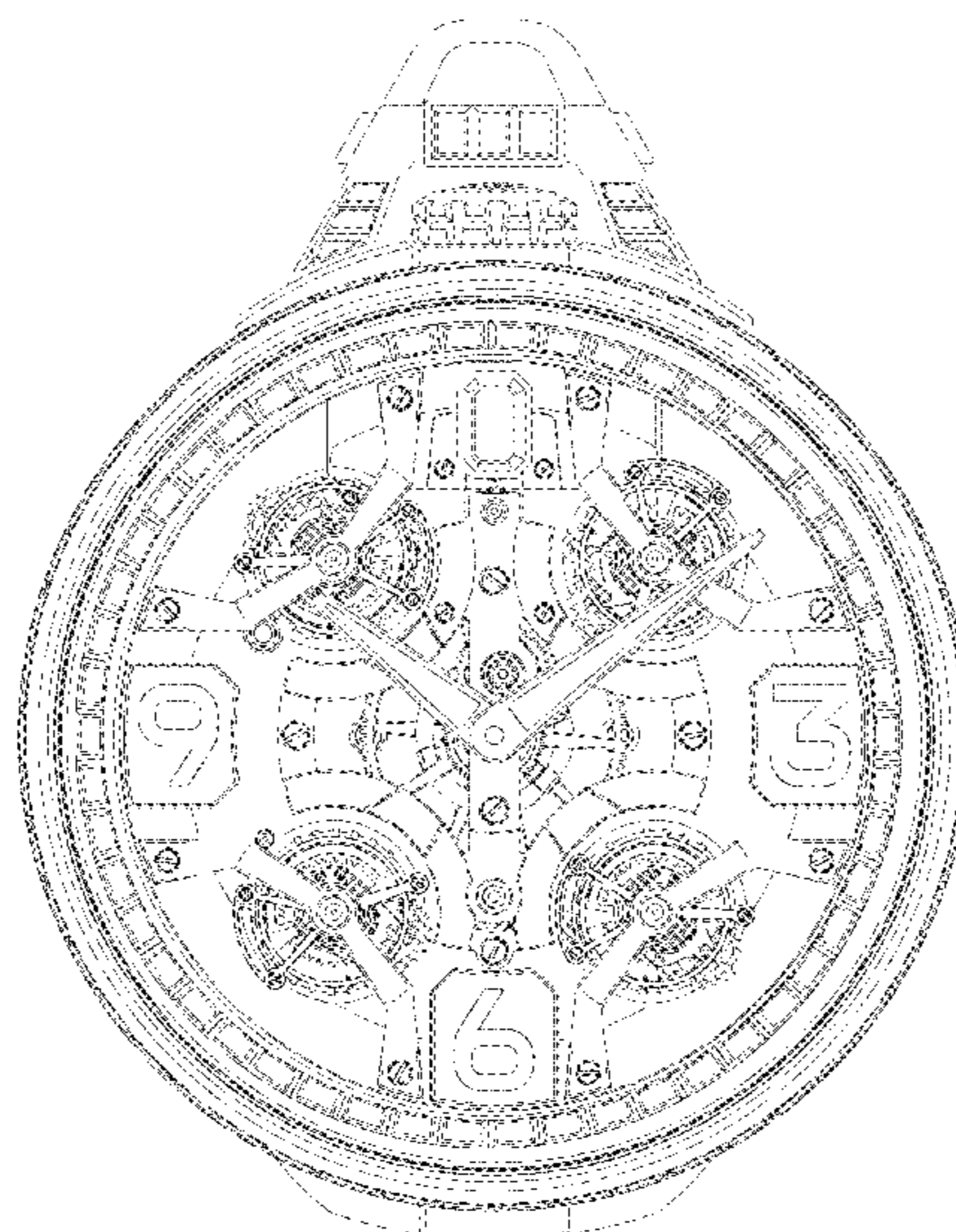
(57) **CLAIM**

The ornamental design for a watch case, as shown and described.

DESCRIPTION

FIG. 1 is a front view of a watch case of the present design;
FIG. 2 is a rear view thereof;
FIG. 3 is a left side view thereof;
FIG. 4 is a right side view thereof;
FIG. 5 is a bottom view thereof;
FIG. 6 is a top view thereof; and
FIG. 7 is a front right perspective view thereof; and,
FIG. 8 is a rear left perspective view thereof.

1 Claim, 8 Drawing Sheets






FIG. 1



FIG. 2

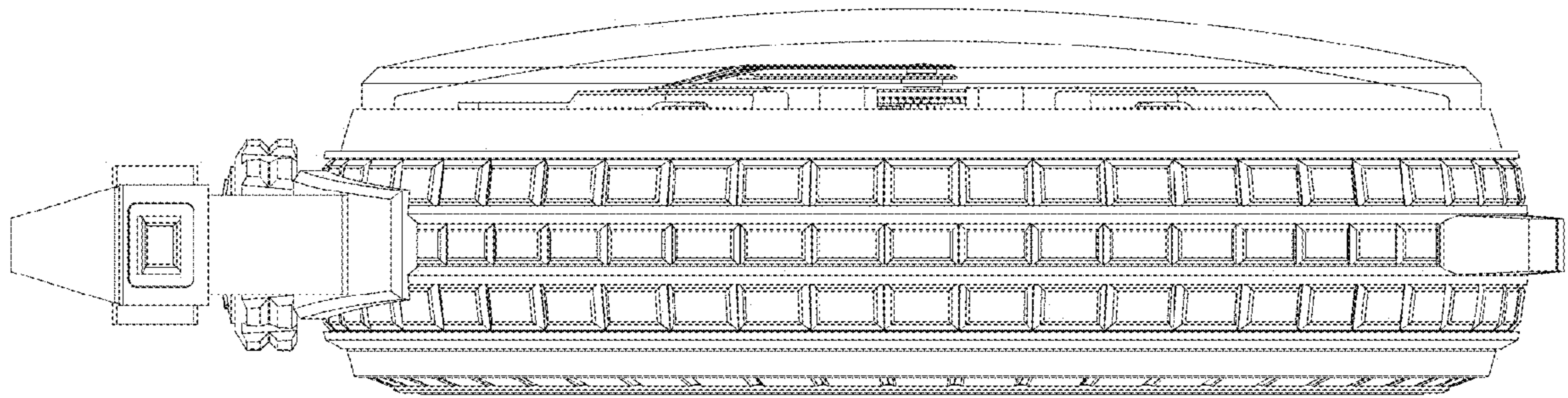


FIG. 3

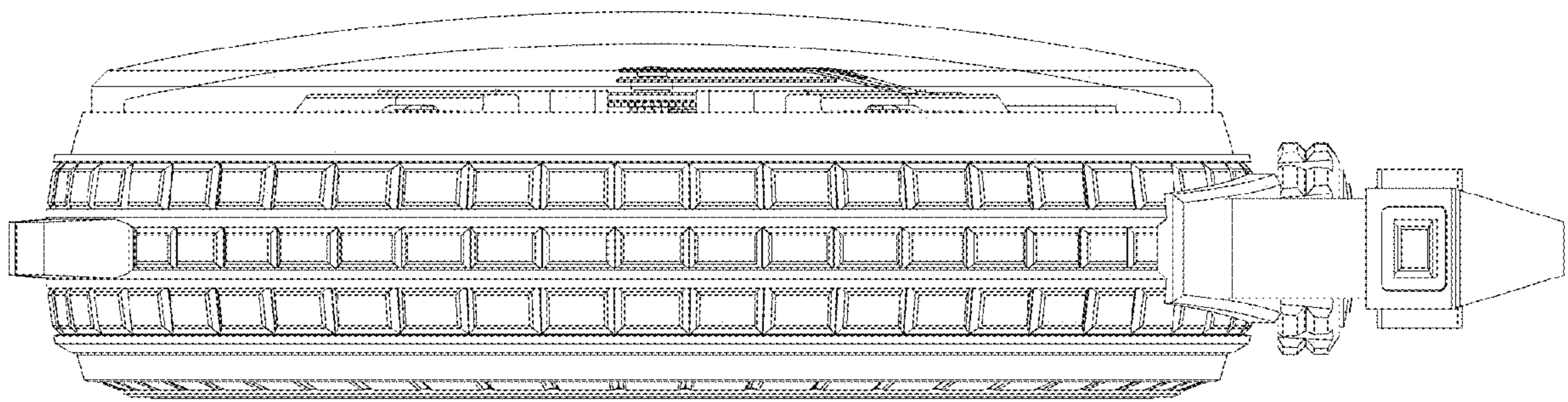


FIG. 4

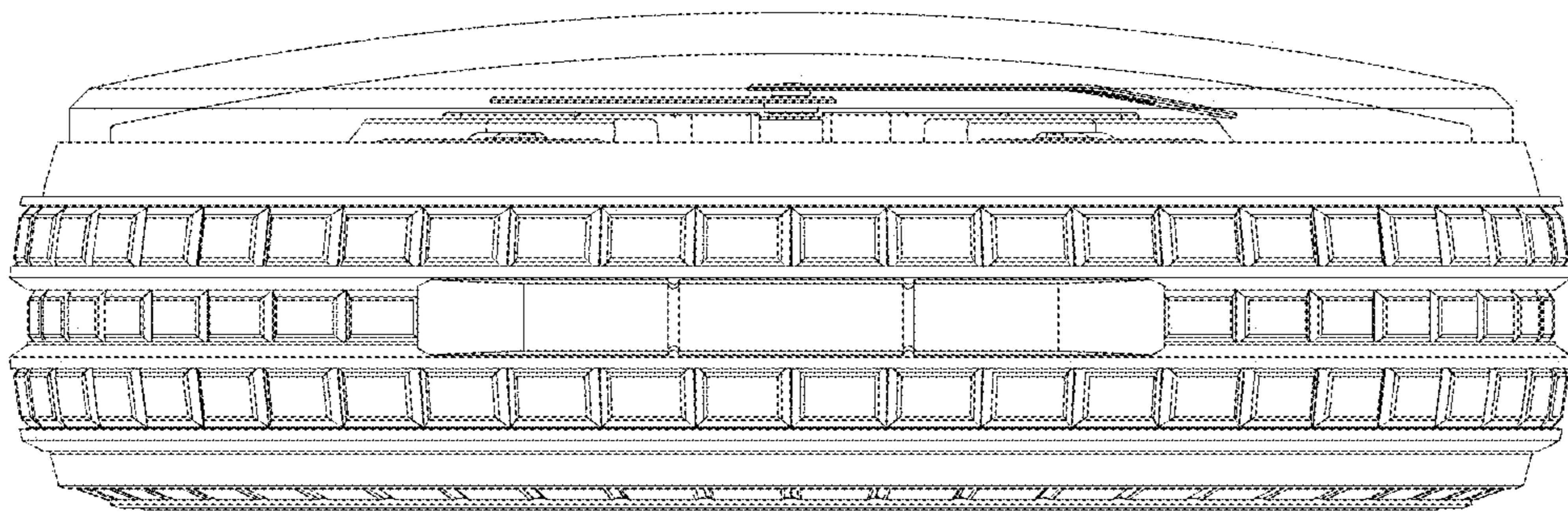


FIG. 5

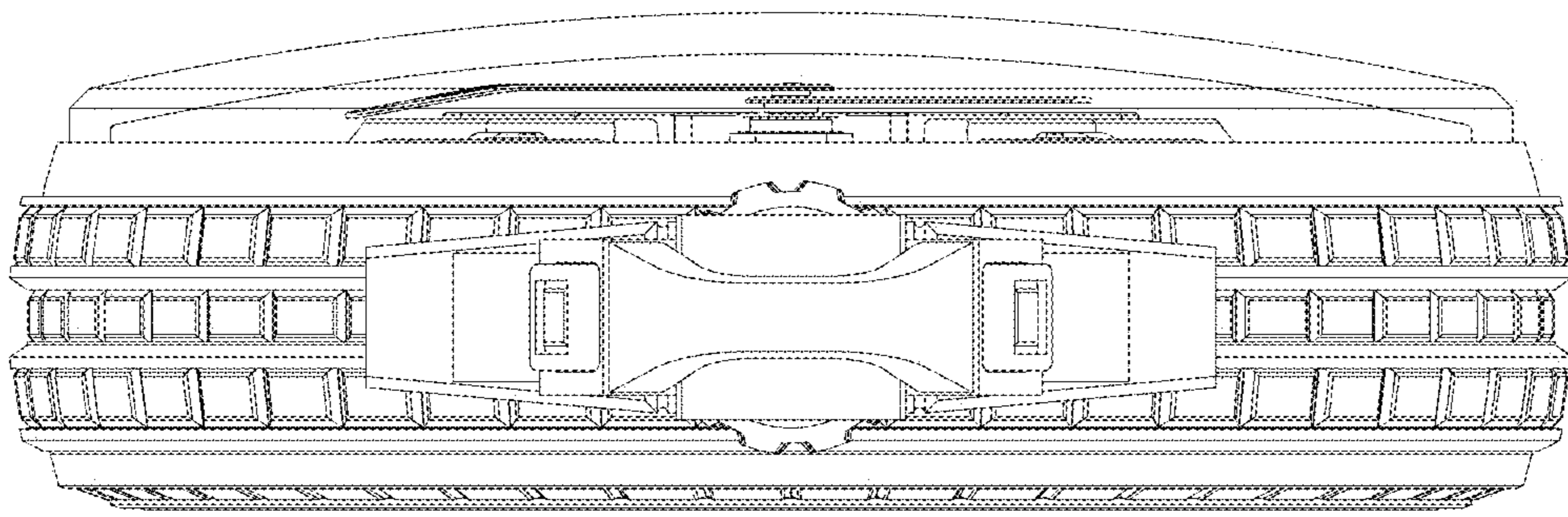


FIG. 6



FIG. 7



FIG. 8