



US00D971029S

(12) **United States Design Patent**
Huang

(10) **Patent No.:** **US D971,029 S**

(45) **Date of Patent:** **** Nov. 29, 2022**

(54) **SCRATCH RESISTANT PROTECTIVE CASE FOR WATCH**

(71) Applicant: **Li Huang**, Chongqing (CN)

(72) Inventor: **Li Huang**, Chongqing (CN)

(**) Term: **15 Years**

(21) Appl. No.: **29/821,413**

(22) Filed: **Dec. 29, 2021**

(51) **LOC (13) Cl.** **14-02**

(52) **U.S. Cl.**
USPC **D10/30**

(58) **Field of Classification Search**
USPC D14/138 R, 344; D10/30-32, 38, 70; D11/3; D24/167
CPC G04G 17/00; G04G 17/06; G04G 17/08; G04G 17/083; G04G 17/045; G04G 21/00; G04G 21/02; G04G 21/025; G04G 21/06; G04G 21/08; G04G 99/006; G06F 1/163; A44C 5/00; A44C 5/0007; A44C 5/0015; A44C 5/0045; A44C 5/0053; A44C 5/2052; A44C 5/2071
See application file for complete search history.

(56) **References Cited**

U.S. PATENT DOCUMENTS

D877,153 S	3/2020	Peng	
D885,230 S	5/2020	Kim	
D897,350 S	9/2020	Wang	
D898,745 S	10/2020	Ye	
D902,768 S	11/2020	Lin	
D902,933 S *	11/2020	Zhang	D14/440
D909,903 S *	2/2021	Lin	D10/132
D913,138 S *	3/2021	Maile	D14/440
D913,139 S	3/2021	Ren	
D913,291 S *	3/2021	Zhang	D14/440
D920,147 S *	5/2021	Liu	D14/440

D925,385 S *	7/2021	Lin	D14/440
D949,038 S *	4/2022	Hu	D10/132
D951,124 S *	5/2022	Deng	D10/32
D960,893 S *	8/2022	Zhou	D14/440
2019/0369563 A1 *	12/2019	Chen	F16J 15/022
2022/0163925 A1 *	5/2022	You	G04B 37/005
2022/0291639 A1 *	9/2022	Zhuang	G04G 17/08

OTHER PUBLICATIONS

Swarovski Iwatch 40/44mm Screen Protector Case Snap On Cover For Apple Watch Series 6 SE 5 Silver, www.fashdirect.com, Accessed Aug. 23, 2022. <https://www.fashdirect.com/product.asp?itemId=1895976&varId=cdb3a0df-cf60-4f59-bdde-1c662a81c660> (Year: 2022).*

Compatible for Apple Watch Case with Screen Protector 44mm, www.amazon.com, Aug. 26, 2019. <https://www.amazon.com/Compatible-Protector-Resistant-Protective-Ultra-Thin/dp/B07X3L8FWR> (Year: 2019).*

* cited by examiner

Primary Examiner — Llorellys Martinez

Assistant Examiner — Kwabena A. Ankobiah

(57) **CLAIM**

The ornamental design for a scratch resistant protective case for watch, as shown and described.

DESCRIPTION

FIG. 1 is a front perspective view of a scratch resistant protective case for watch, showing my new design.

FIG. 2 is a front view thereof.

FIG. 3 is a rear view thereof.

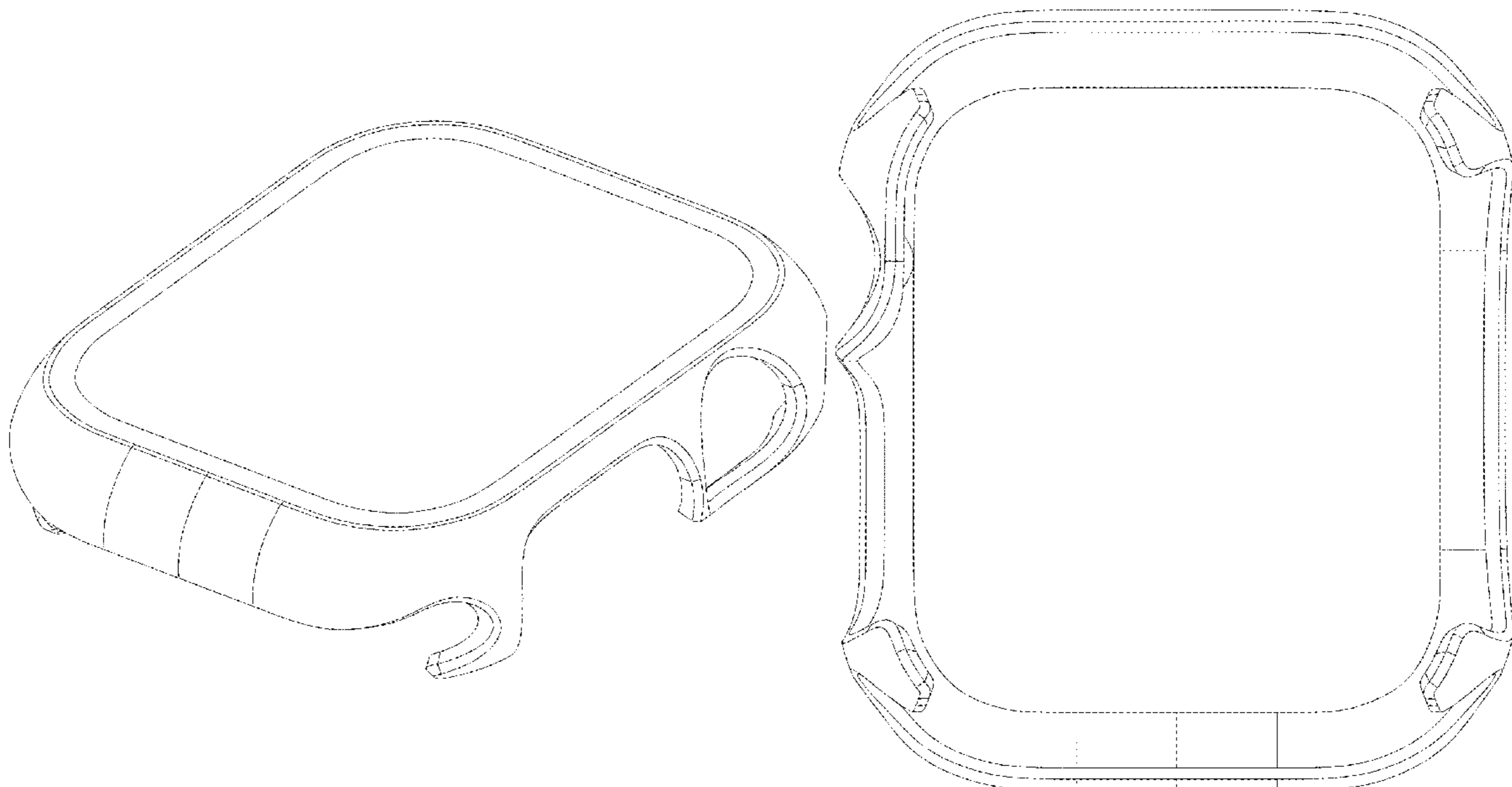
FIG. 4 is a left view thereof.

FIG. 5 is a right view thereof.

FIG. 6 is a top view thereof; and,

FIG. 7 is a bottom view thereof.

1 Claim, 7 Drawing Sheets



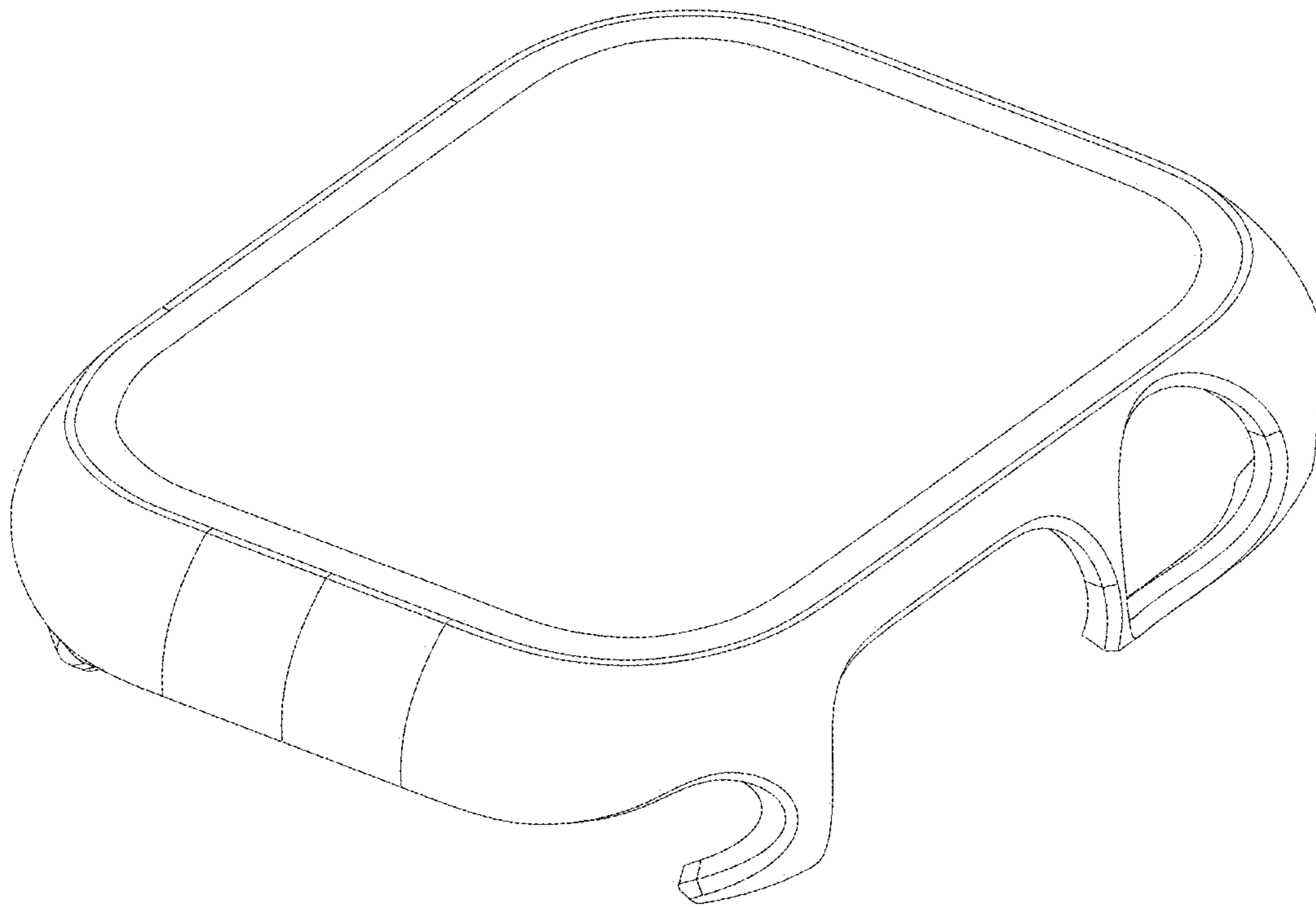


FIG.1




FIG.2

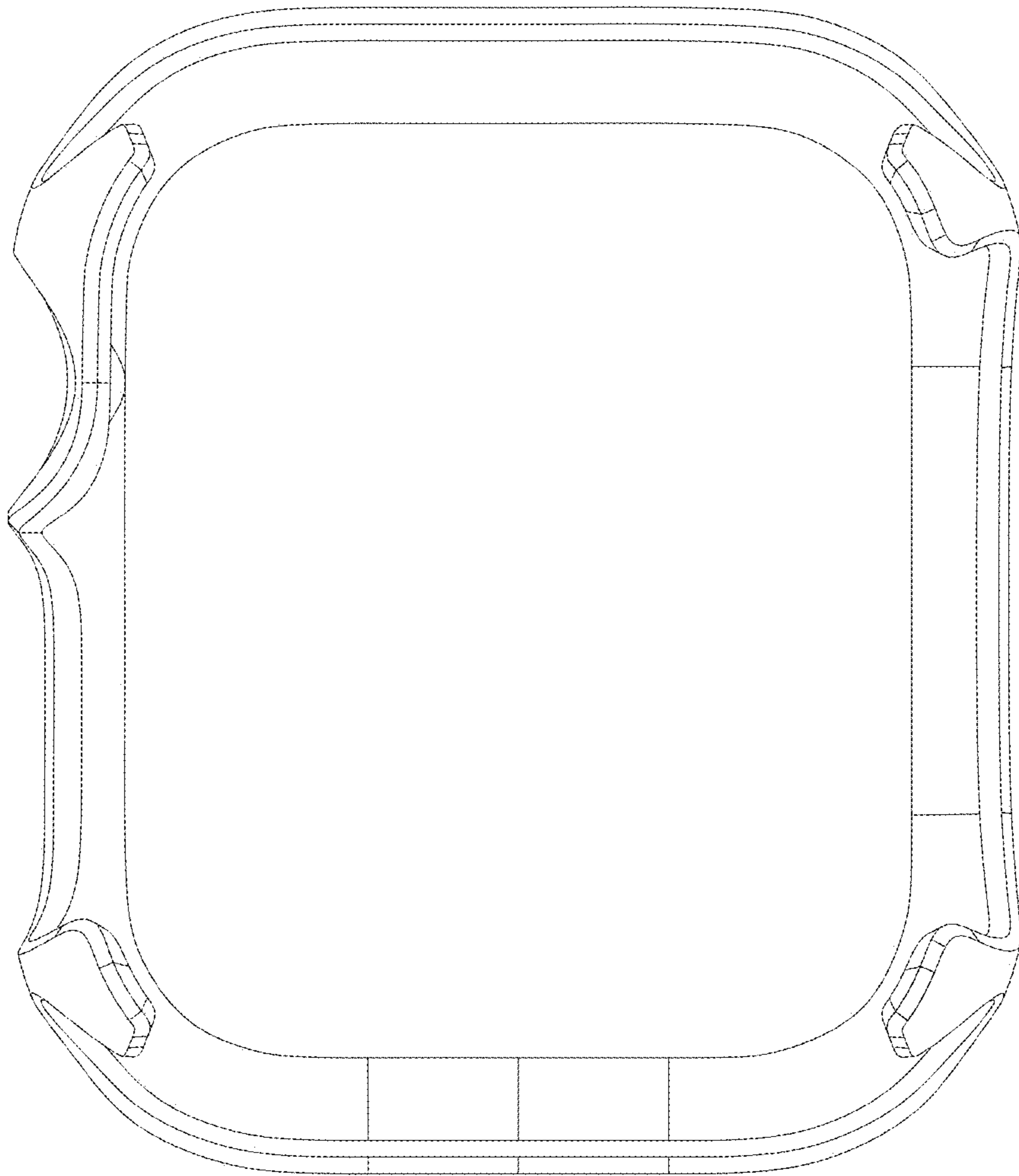


FIG.3

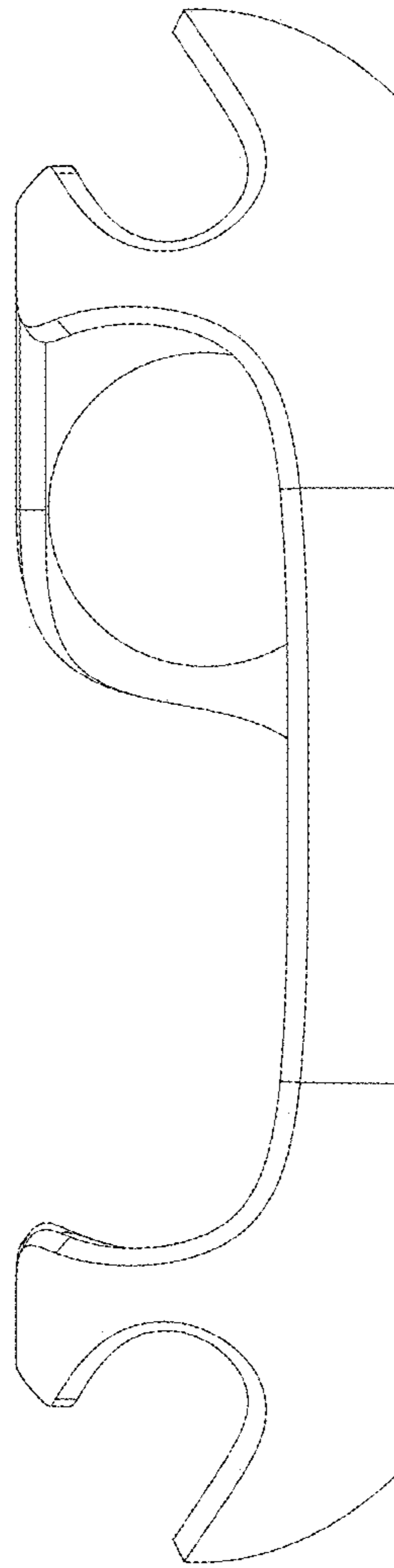


FIG.4

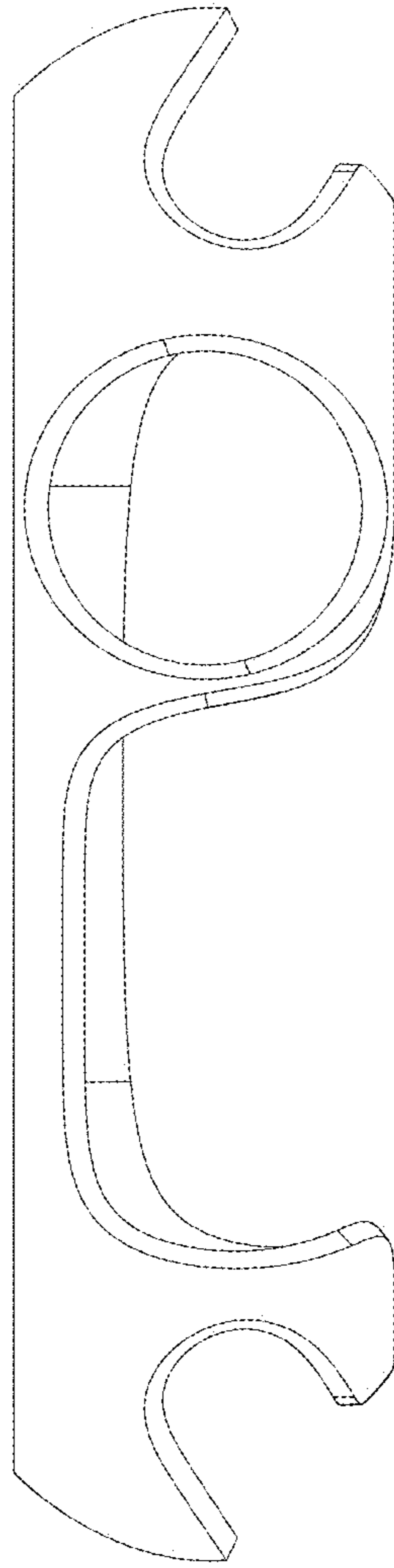


FIG.5

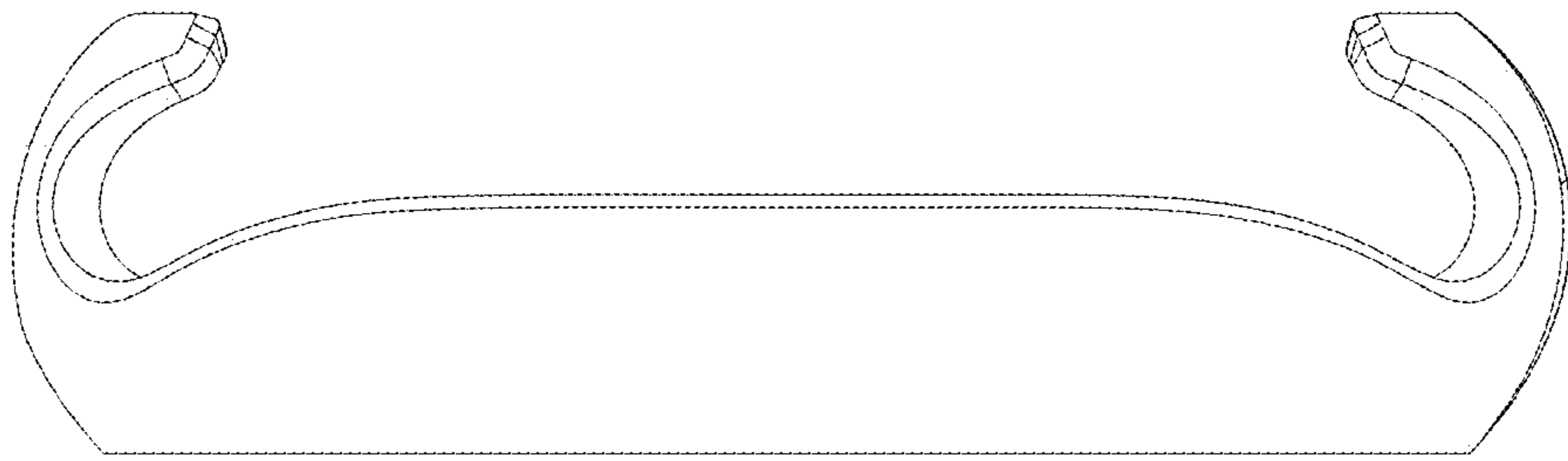


FIG.6

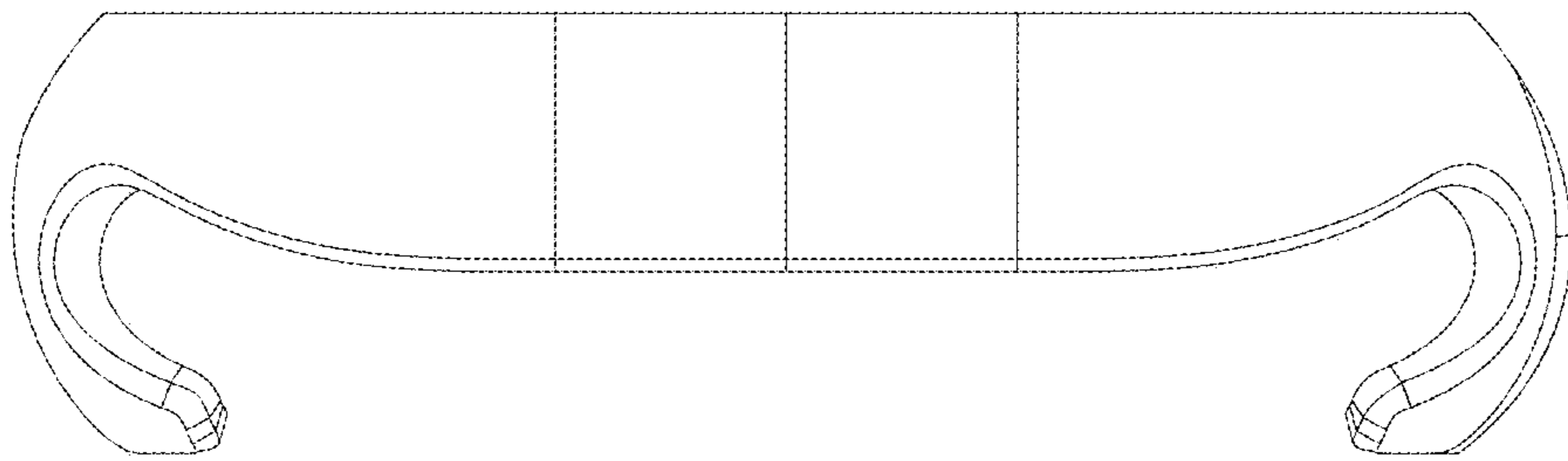


FIG.7