



US00D971018S

(12) **United States Design Patent**
Milbrandt et al.

(10) **Patent No.:** **US D971,018 S**

(45) **Date of Patent:** **** Nov. 29, 2022**

(54) LABEL	3,270,874 A * 9/1966 Hilton	B65D 33/1625 206/343
(71) Applicant: Bedford Industries, Inc. , Worthington, MN (US)	3,417,912 A * 12/1968 Paxton	B65D 33/1625 383/71
(72) Inventors: Jay A. Milbrandt , Worthington, MN (US); Heather L. Janssen , Sibley, IA (US); Evan M. Place , Worthington, MN (US)	4,026,413 A * 5/1977 Britt	B65D 33/1625 206/343
	4,509,231 A * 4/1985 Paxton	B65D 33/1625 206/343
	5,138,748 A * 8/1992 Welles	B65D 33/1625 24/30.5 S

(Continued)

(73) Assignee: **BEDFORD INDUSTRIES, INC.**,
Worthington, MN (US)

(**) Term: **15 Years**

(21) Appl. No.: **29/760,163**

(22) Filed: **Nov. 30, 2020**

Related U.S. Application Data

(62) Division of application No. 29/667,055, filed on Oct. 18, 2018, now Pat. No. Des. 905,552.

(51) **LOC (13) Cl.** **09-07**

(52) **U.S. Cl.**
USPC **D9/434; D20/22**

(58) **Field of Classification Search**
USPC D9/434, 435, 443, 550, 563; D10/46, 47, D10/52, 104.1, 104.2; D14/490, 491; D19/1, 2, 3, 4, 5, 6, 7, 8, 9, 10, 11, 12; D20/10, 11, 18, 22, 23, 24, 25, 26, 27, D20/28, 29, 40, 43, 44, 49
CPC G09F 1/00; G09F 1/04; G09F 3/00; G09F 3/005; G09F 3/0288; G09F 3/0289; G09F 3/02; G09F 3/04; G09F 3/06; G09F 3/08; G09F 3/10; G06K 19/0776
See application file for complete search history.

(56) **References Cited**

U.S. PATENT DOCUMENTS

2,847,774 A *	8/1958 Brooks	G09F 3/04 40/666
3,164,250 A *	1/1965 Paxton	B65B 51/043 206/343

OTHER PUBLICATIONS

Closeit products, posted at Bedford.com, posted on Jan. 22, 2021, site visited Sep. 25, 2021. online, available from internet: <https://web.archive.org/web/20210122155107/https://www.bedford.com/closeit/> (Year: 2021).*

Primary Examiner — Catherine Ho

(74) *Attorney, Agent, or Firm* — James L. Young;
Westman, Champlin & Koehler

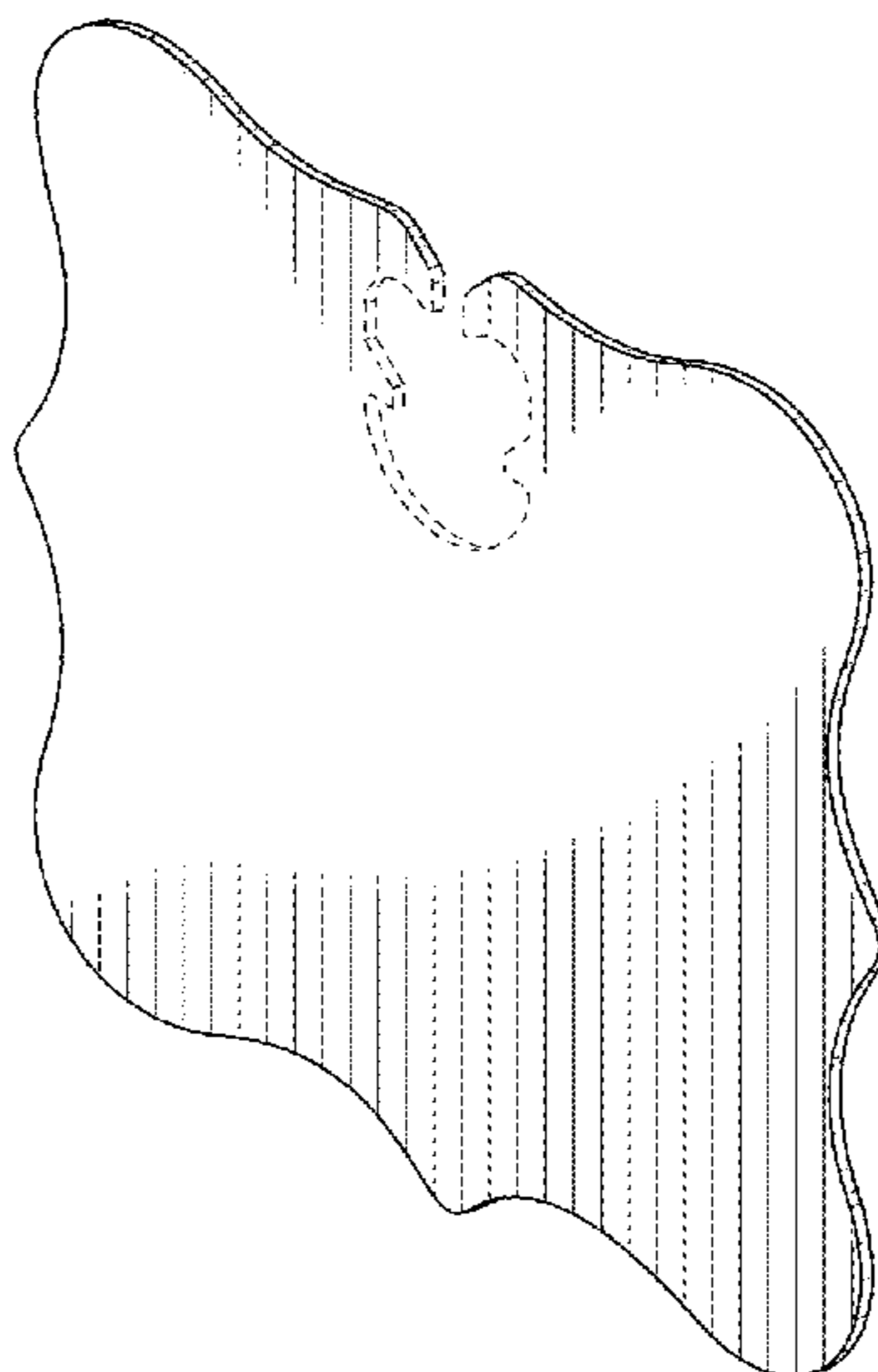
(57) **CLAIM**

The ornamental design for a label, as shown and described.

DESCRIPTION

FIG. 1 is a perspective view of a label;
FIG. 2 is a front view thereof;
FIG. 3 is a rear view thereof;
FIG. 4 is a right side view thereof;
FIG. 5 is a left side view thereof;
FIG. 6 is a top view thereof; and,
FIG. 7 is a bottom view thereof.
The broken line portion of the figure drawings is included to show portions of the article that forms no part of the claimed design.

1 Claim, 2 Drawing Sheets



(56)

References Cited

U.S. PATENT DOCUMENTS

5,311,646 A * 5/1994 Eischen, Sr. B65D 33/1625
 24/30.5 S
 6,481,771 B1 * 11/2002 Friedman A45F 5/1046
 294/171
 D503,091 S * 3/2005 Burr D9/434
 D505,324 S * 5/2005 Burr D9/434
 D506,387 S * 6/2005 Burr D9/434
 D508,201 S * 8/2005 Burr D9/434
 D510,861 S * 10/2005 Burr D9/434
 D516,908 S * 3/2006 Burr D9/434
 D539,140 S * 3/2007 Irwin D9/434
 7,249,991 B1 * 7/2007 Watson A63H 27/10
 24/30.5 S
 D568,389 S * 5/2008 Hammad D14/436
 D592,252 S * 5/2009 Crosby D20/28
 D626,993 S * 11/2010 Law D19/10
 D700,336 S * 2/2014 Sicurelli D24/158
 D707,553 S * 6/2014 Vantrease D9/435
 9,481,492 B2 * 11/2016 Vantrease B65D 33/16
 D871,212 S * 12/2019 Hamel D9/443
 D905,552 S * 12/2020 Milbrandt D9/443
 D910,755 S * 2/2021 Milbrandt D20/22

* cited by examiner

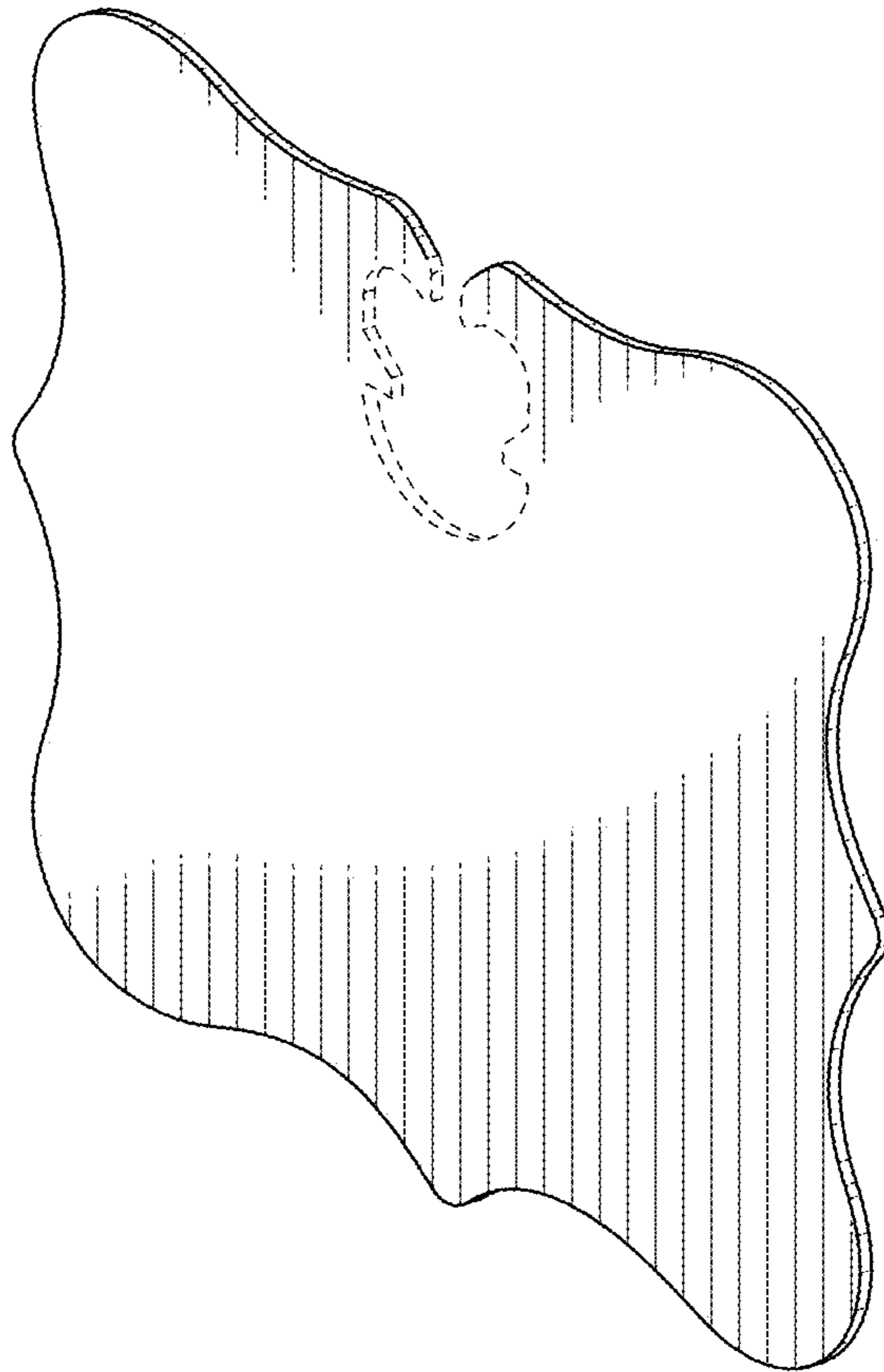


FIG. 1

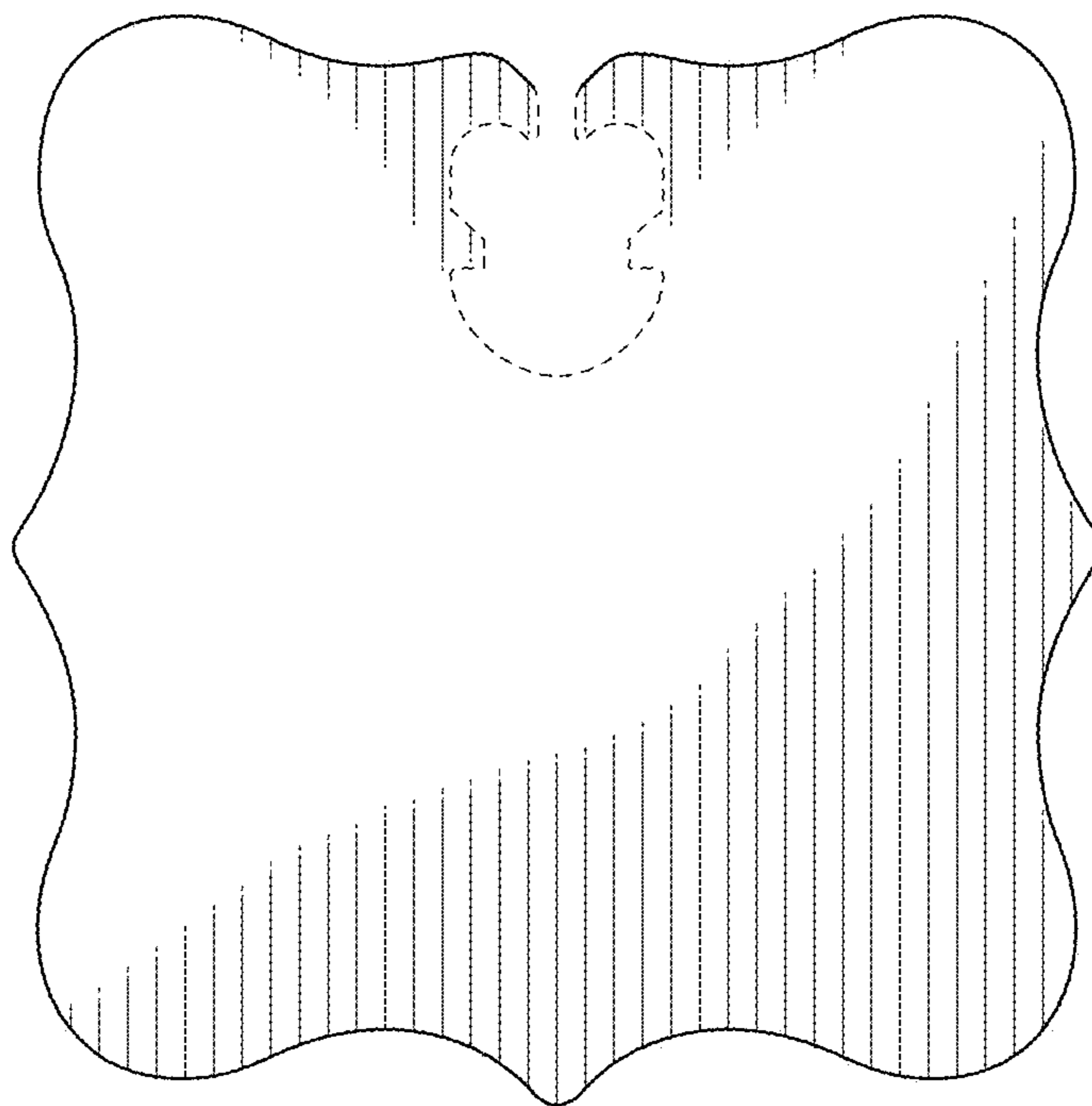


FIG. 2

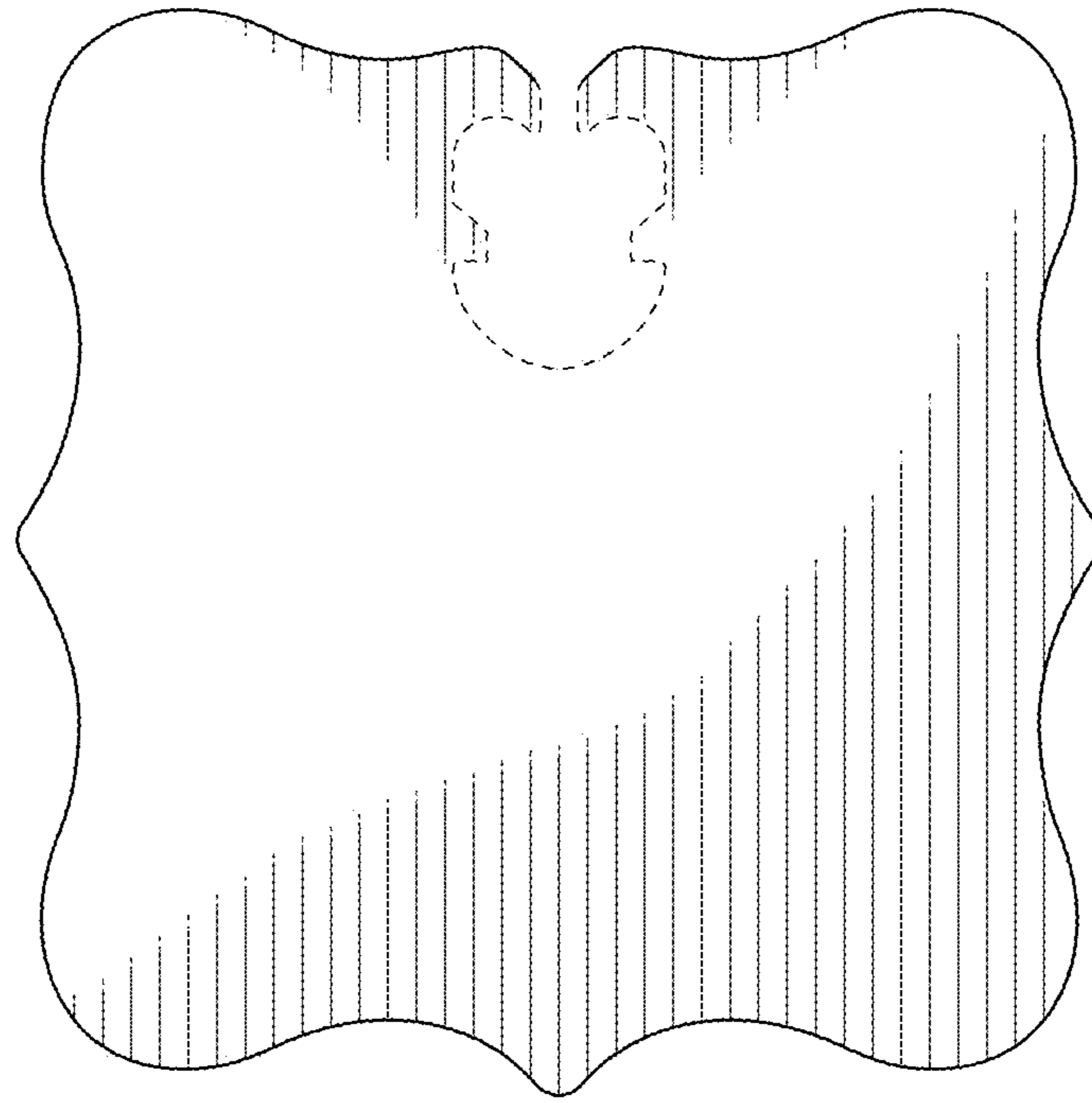


FIG. 3

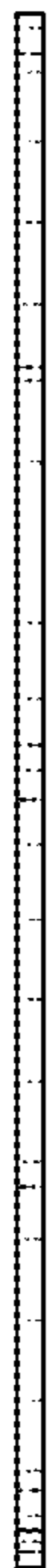


FIG. 4

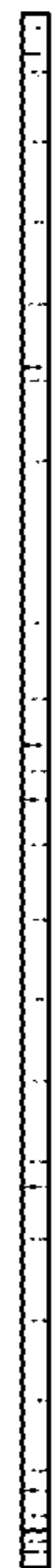


FIG. 5

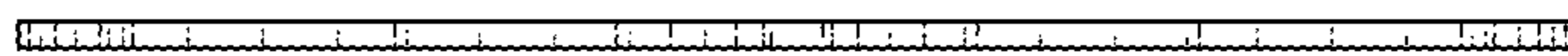


FIG. 6

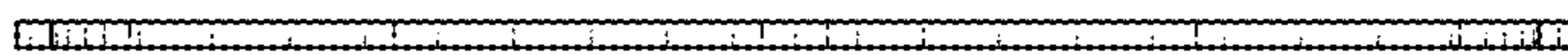


FIG. 7