



US00D971009S

(12) **United States Design Patent** (10) **Patent No.:** **US D971,009 S**
Timmons et al. (45) **Date of Patent:** **** Nov. 29, 2022**

(54) **SIGN STAKE**
(71) Applicants: **Timothy Allen Timmons**, Danville, CA (US); **Jinger Brinkley**, Yulee, FL (US)
(72) Inventors: **Timothy Allen Timmons**, Danville, CA (US); **Jinger Brinkley**, Yulee, FL (US)
(**) Term: **15 Years**
(21) Appl. No.: **29/652,874**
(22) Filed: **Dec. 22, 2020**
(51) **LOC (13) Cl.** **08-05**
(52) **U.S. Cl.**
USPC **D8/367**; D8/370; D8/373
(58) **Field of Classification Search**
USPC D6/325, 328; D8/321, 349, 354, 355, D8/356, 357, 366, 367, 370, 371, 373, D8/376, 380, 381, 382, 400; D20/10, D20/42-44, 99; D25/119
CPC G09F 7/16; G09F 2007/122; G09F 13/00; G09F 13/04; G09F 13/06; G09F 13/18; G09F 13/22; G09F 13/24; G09F 13/26; G09F 2013/1895; G09F 15/00; B29C 65/52; B29C 65/56; B23P 19/00; B32B 37/02; B32B 38/00; H02J 7/0026; H02J 7/0021; H02J 7/0027; Y02E 60/12; F16B 45/00; F16B 7/042; F23Q 1/06; A63B 29/02; A62B 1/14; B65H 57/16; B65H 75/34; B65H 75/36; A01G 9/12; B05B 15/00; B05B 15/06
See application file for complete search history.

(56) **References Cited**

U.S. PATENT DOCUMENTS

D32,226 S * 2/1900 Dotson D8/356
1,537,237 A 5/1925 Kaestner
2,242,168 A * 5/1941 Bergman A01G 9/12
47/47

2,328,807 A 9/1943 Hooper
2,426,443 A 8/1947 Fetterman
2,942,822 A 6/1960 Crow
3,148,850 A 9/1964 Johnson
3,309,048 A 3/1967 Rousselet
3,397,485 A 8/1968 Peterson
3,458,166 A * 7/1969 Lanz F16B 15/0007
248/218.2
D247,265 S 2/1978 Ledebuhr
D257,945 S * 1/1981 Fischer D8/370
D257,946 S * 1/1981 Fischer D8/370
4,422,608 A * 12/1983 Hogg A47F 5/0823
248/205.4
5,269,485 A * 12/1993 Dwinell A47G 1/20
248/205.3
D353,625 S 12/1994 Thomsen
(Continued)

Primary Examiner — Catherine Ho
(74) *Attorney, Agent, or Firm* — Dunlap Bennett & Ludwig, PLLC

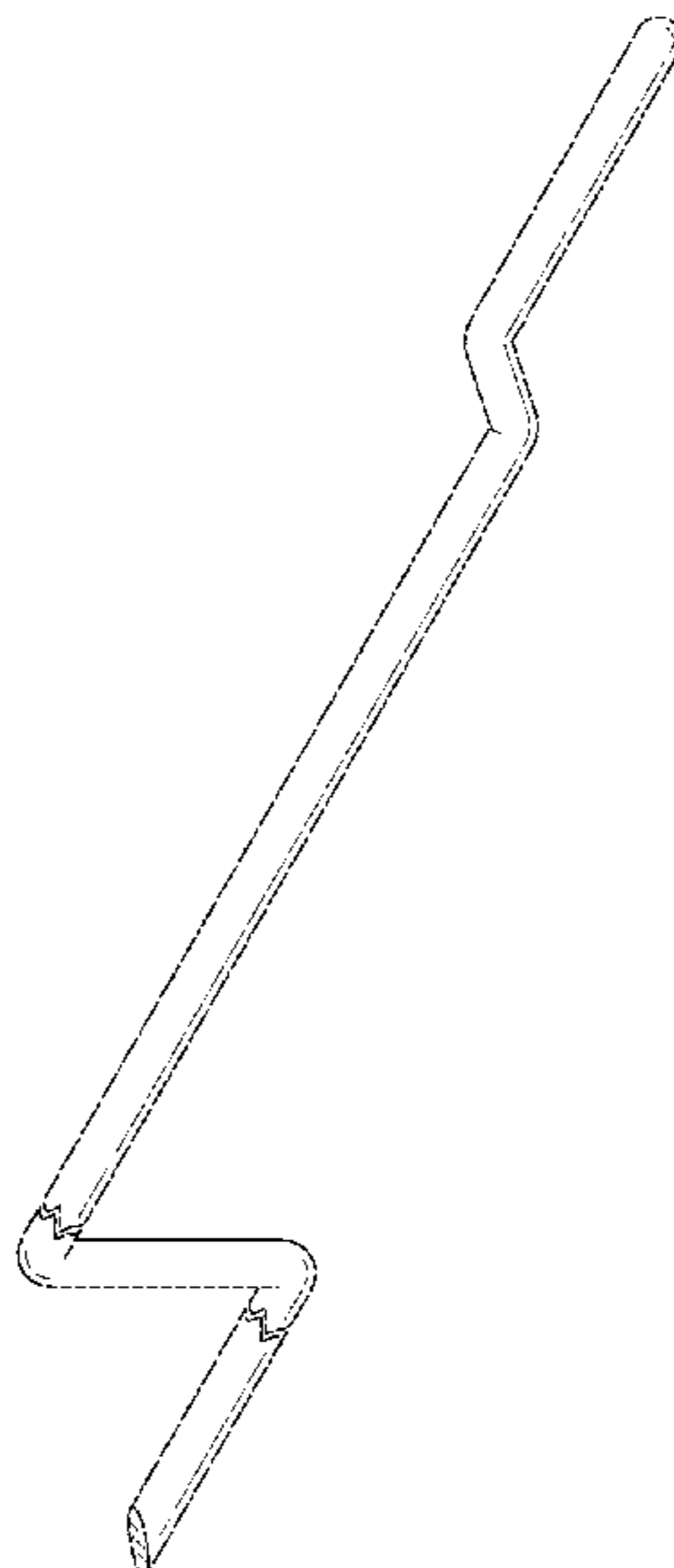
(57) **CLAIM**

The ornamental design for a sign stake, as shown and described.

DESCRIPTION

FIG. 1 is a front perspective view of the sign stake, showing our new design;
FIG. 2 is a front elevation view thereof;
FIG. 3 is a rear elevation view thereof;
FIG. 4 is a left side elevation view thereof;
FIG. 5 is a right side elevation view thereof;
FIG. 6 is a top plan view thereof; and,
FIG. 7 is a bottom plan view thereof.
The sign stake can be used for supporting a sign with the sign stake being insertable into the ground by stepping on the lower flat feature.
The sign stake is shown with symbolic breaks in its length. The appearance of any portion of the sign stake between the break lines forms no part of the claimed design.

1 Claim, 3 Drawing Sheets



(56)

References Cited

U.S. PATENT DOCUMENTS

5,375,801 A * 12/1994 Porter E04H 12/2215
 248/156
 D362,465 S 9/1995 Gallemore, II
 D422,642 S 4/2000 Pugliese
 D433,458 S * 11/2000 Chen D20/42
 D436,026 S * 1/2001 Luther, Sr. D8/395
 D436,364 S 1/2001 Carter
 D451,049 S 11/2001 Bjornbraten
 D466,379 S * 12/2002 Barbi D6/403
 D475,144 S * 5/2003 Thornton D25/119
 D488,996 S * 4/2004 DeBiasio, Jr. D8/370
 D554,980 S * 11/2007 Mihelis D8/356
 D600,537 S * 9/2009 Bushey D8/370
 D602,094 S 10/2009 Nowatzke
 D634,505 S * 3/2011 Leviner D99/17
 D702,769 S * 4/2014 Cyphers D20/41
 D810,547 S * 2/2018 Lynn D8/367

D810,548 S * 2/2018 Lynn D8/367
 D865,497 S * 11/2019 Williamson D8/367
 D872,565 S * 1/2020 Hendrickson D8/356
 D874,906 S * 2/2020 Ruddick D8/356
 D878,186 S * 3/2020 Toye D8/370
 D899,906 S * 10/2020 Neusch E01F 15/06
 D8/356
 D907,471 S * 1/2021 Clark D8/367
 D911,826 S * 3/2021 Maynard D8/367
 D919,417 S * 5/2021 Wedding D8/367
 D919,418 S * 5/2021 Wedding D8/367
 D922,174 S * 6/2021 Brockhage D8/321
 D922,182 S * 6/2021 Wedding D8/367
 D930,461 S * 9/2021 Wedding D8/367
 D932,288 S * 10/2021 Mefferd D8/367
 2018/0243962 A1 * 8/2018 Luttmann B29C 48/06
 2020/0127478 A1 * 4/2020 Gratton A24F 40/40
 2021/0002777 A1 * 1/2021 Kenney C25D 11/36
 2021/0135470 A1 * 5/2021 Gratton H02J 7/0029

* cited by examiner

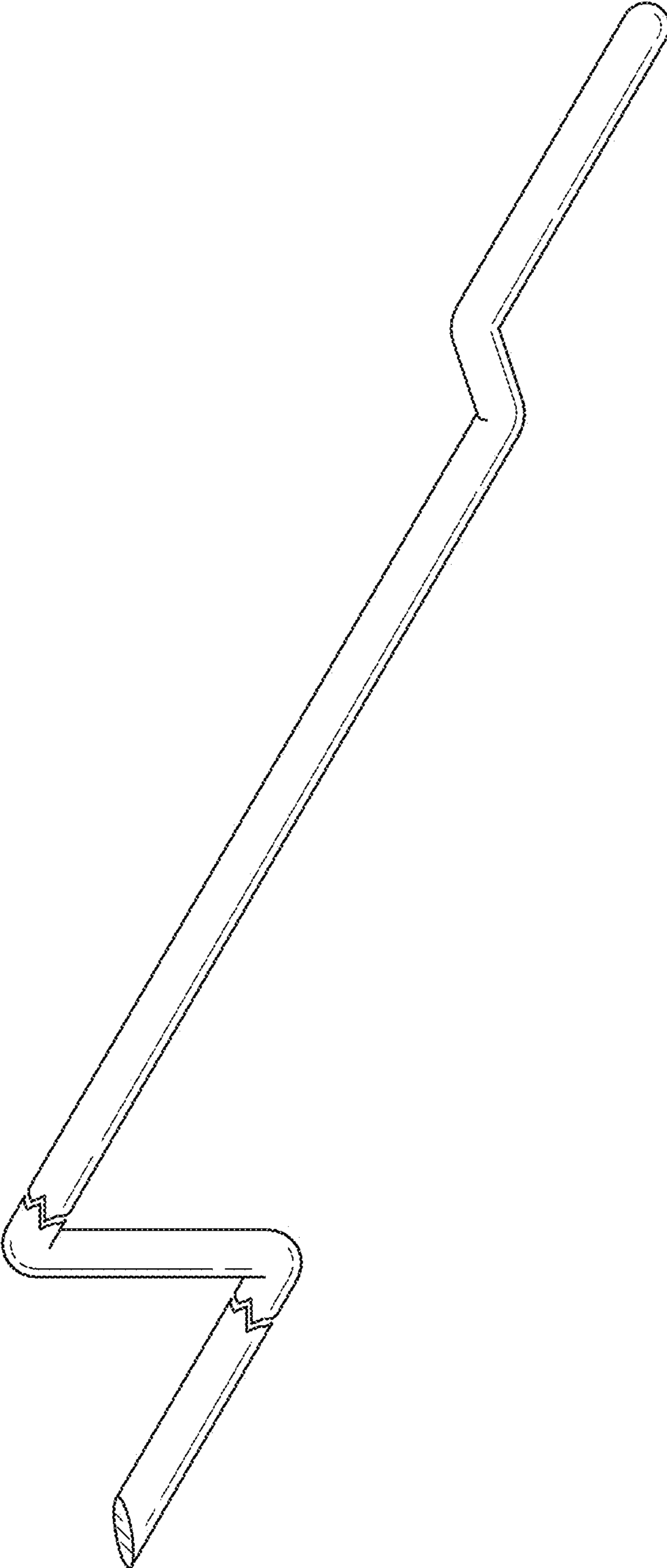


FIG. 1

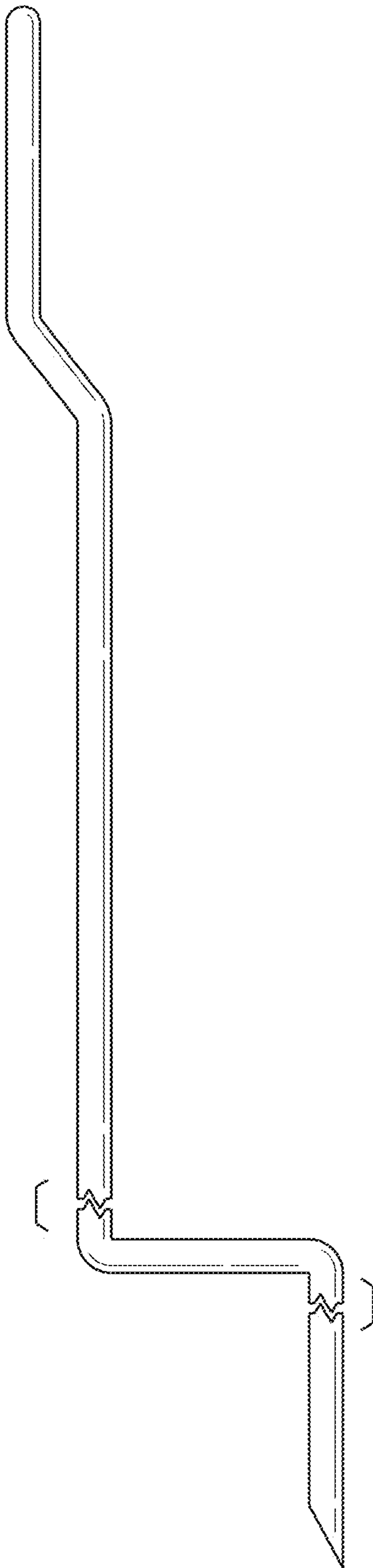


FIG. 2

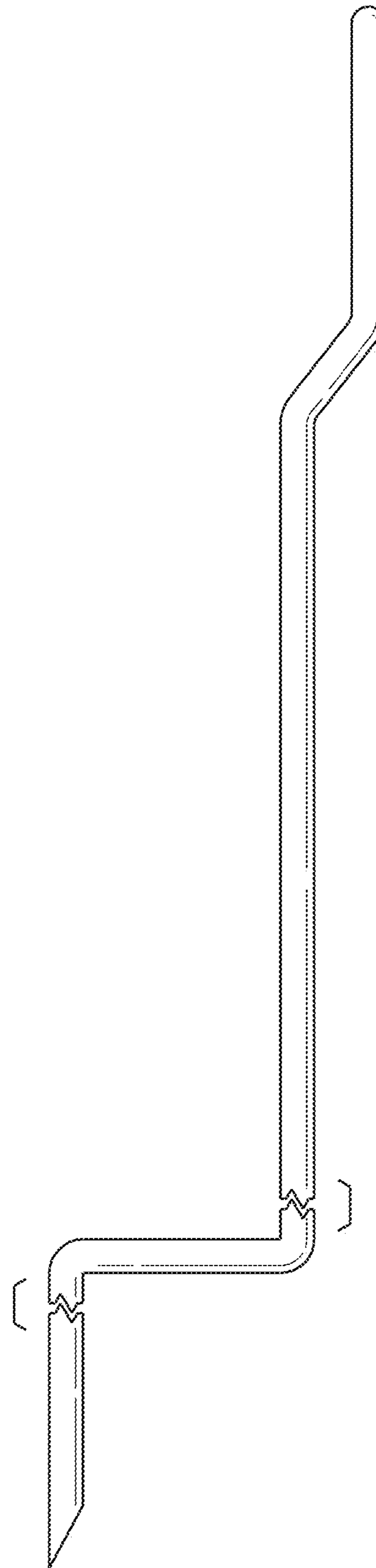


FIG. 3



FIG. 4




FIG. 5



FIG. 6




FIG. 7