



US00D970902S

(12) **United States Design Patent** (10) **Patent No.:** **US D970,902 S**
Xu (45) **Date of Patent:** **** Nov. 29, 2022**

(54) **MIRROR**
(71) Applicant: **AN HUI MAO XIN HOUSEHOLD CRAFTS CO., LTD**, Suzhou (CN)
(72) Inventor: **Yan Xu**, Yiwu (CN)
(**) Term: **15 Years**
(21) Appl. No.: **29/790,555**
(22) Filed: **Dec. 3, 2021**
(51) **LOC (13) Cl.** **06-07**
(52) **U.S. Cl.**
USPC **D6/302**
(58) **Field of Classification Search**
USPC D6/300-314
CPC .. A47G 1/00; A47G 2001/002; F21V 33/004;
A45D 42/10
See application file for complete search history.

D529,301 S * 10/2006 Phillips D6/302
D530,103 S * 10/2006 Phillips D6/302
D530,522 S * 10/2006 Phillips D6/302
D581,171 S * 11/2008 Turner D6/302
D590,603 S * 4/2009 Heuman D6/302
D606,761 S * 12/2009 Quinn D6/302
D612,763 S * 3/2010 Muller D11/131
D728,247 S 5/2015 Hoff et al.
D728,248 S 5/2015 Medley et al.
D754,979 S 5/2016 Starck
D842,287 S * 3/2019 Weaver D14/250
D884,365 S * 5/2020 Guo D6/300
D929,750 S * 9/2021 Xu D6/309
D930,998 S * 9/2021 Guo D6/300
D936,373 S * 11/2021 Guo D6/300
D936,374 S * 11/2021 Guo D6/300

* cited by examiner

Primary Examiner — Deanna L Pratt
(74) *Attorney, Agent, or Firm* — Rumit R. Kanakia

(57) **CLAIM**

The ornamental design for a mirror, as shown and described.

(56) **References Cited**

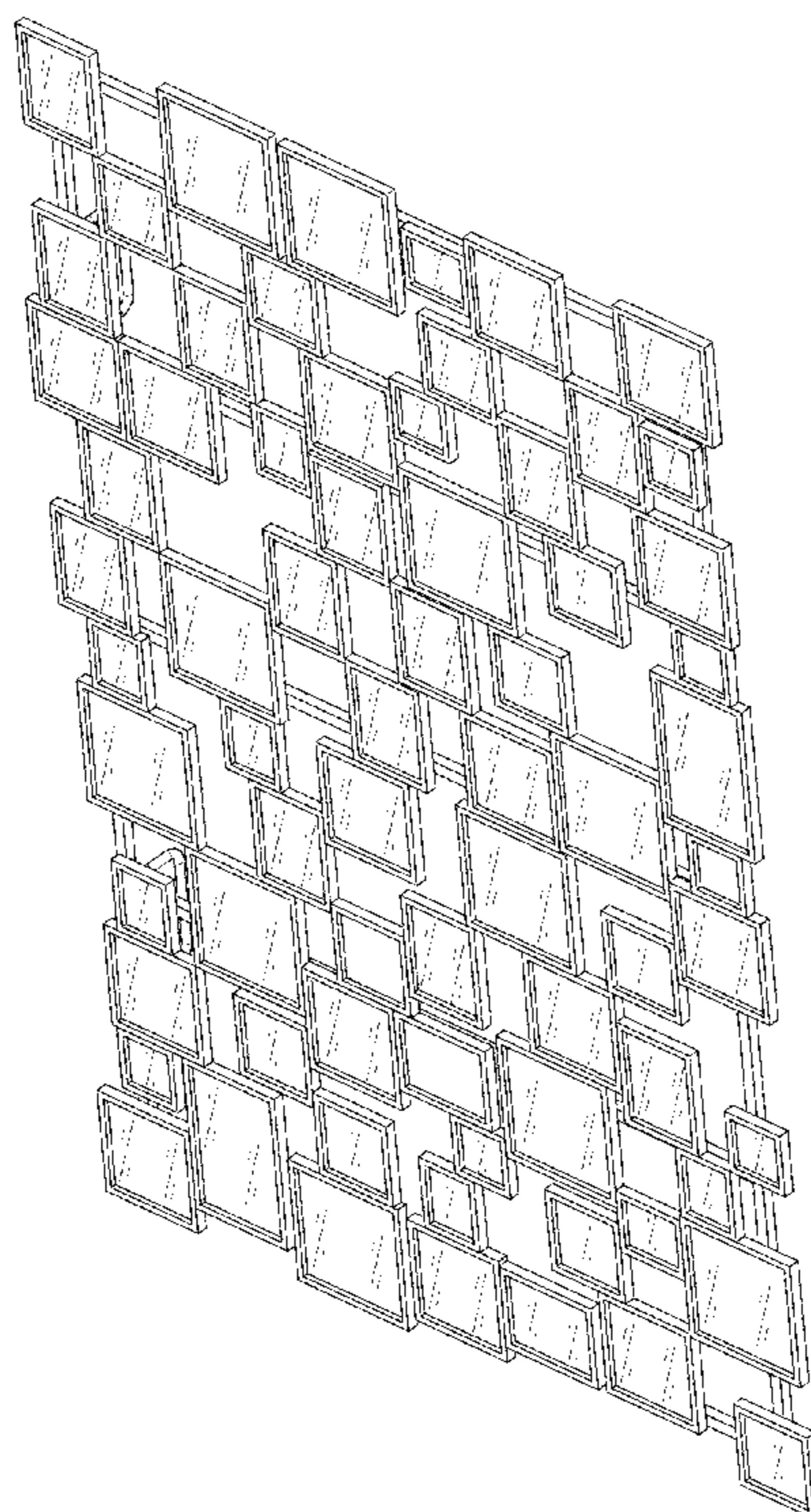
U.S. PATENT DOCUMENTS

3,117,672 A * 1/1964 Morletti A47G 1/065
D8/372
3,722,122 A * 3/1973 Sesto A47G 1/065
428/14
D230,808 S * 3/1974 Edwards D11/132
D254,114 S * 2/1980 Lyman D6/302
D261,208 S * 10/1981 Whiting D6/300
D351,949 S * 11/1994 Tamas D6/310
D437,490 S * 2/2001 Vincent D6/302
6,338,215 B1 * 1/2002 Vincent A47G 1/065
40/729
D498,595 S * 11/2004 Gordon D6/302
D528,804 S * 9/2006 Boergens D6/301

DESCRIPTION

FIG. 1 is a first perspective view of a mirror showing my new design;
FIG. 2 is a second perspective view thereof;
FIG. 3 is a front view thereof;
FIG. 4 is a back view thereof;
FIG. 5 is a left side view thereof;
FIG. 6 is a right side view thereof;
FIG. 7 is a top view thereof; and,
FIG. 8 is a bottom view thereof.

1 Claim, 8 Drawing Sheets



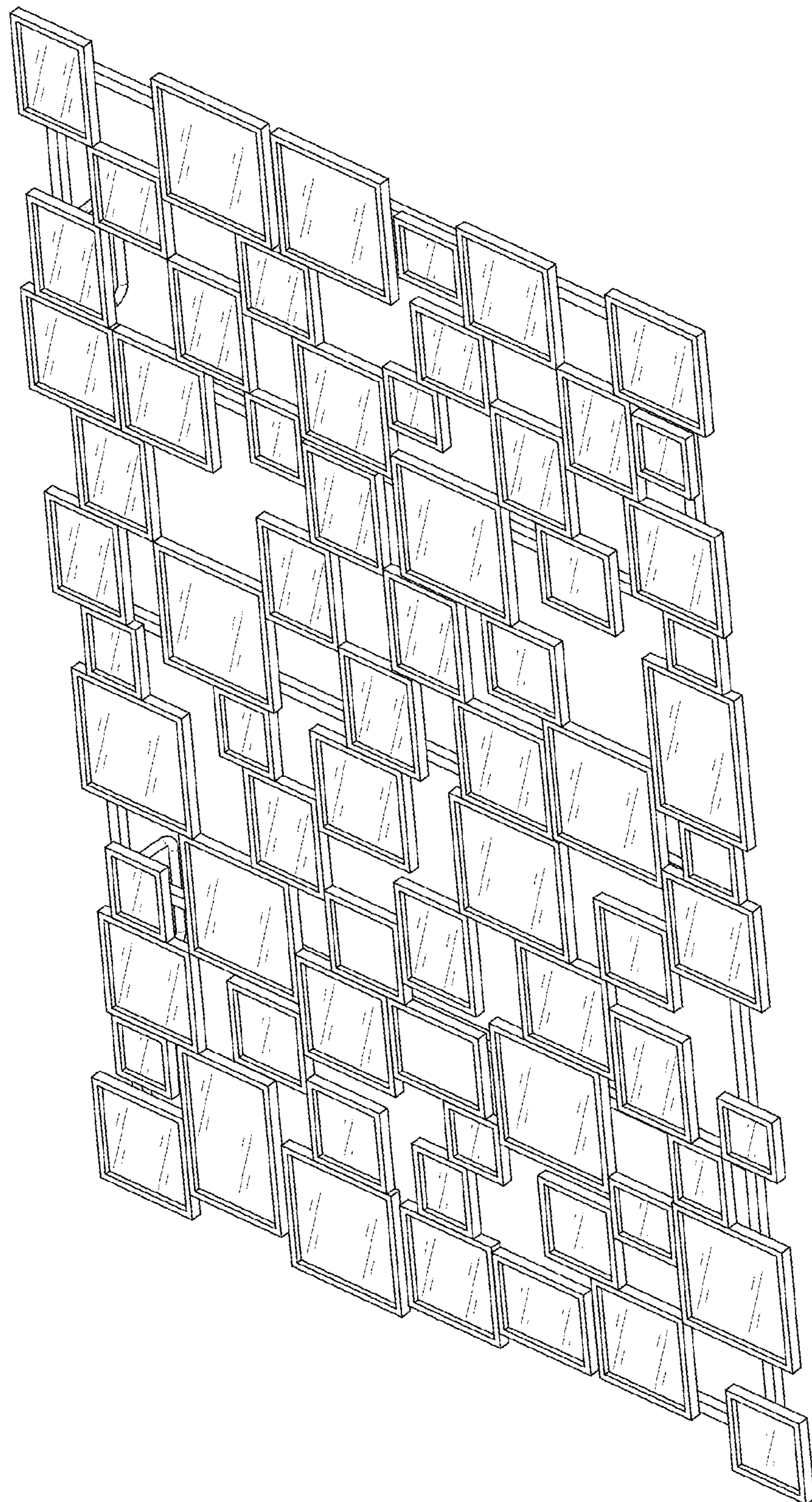


FIG. 1




FIG. 2

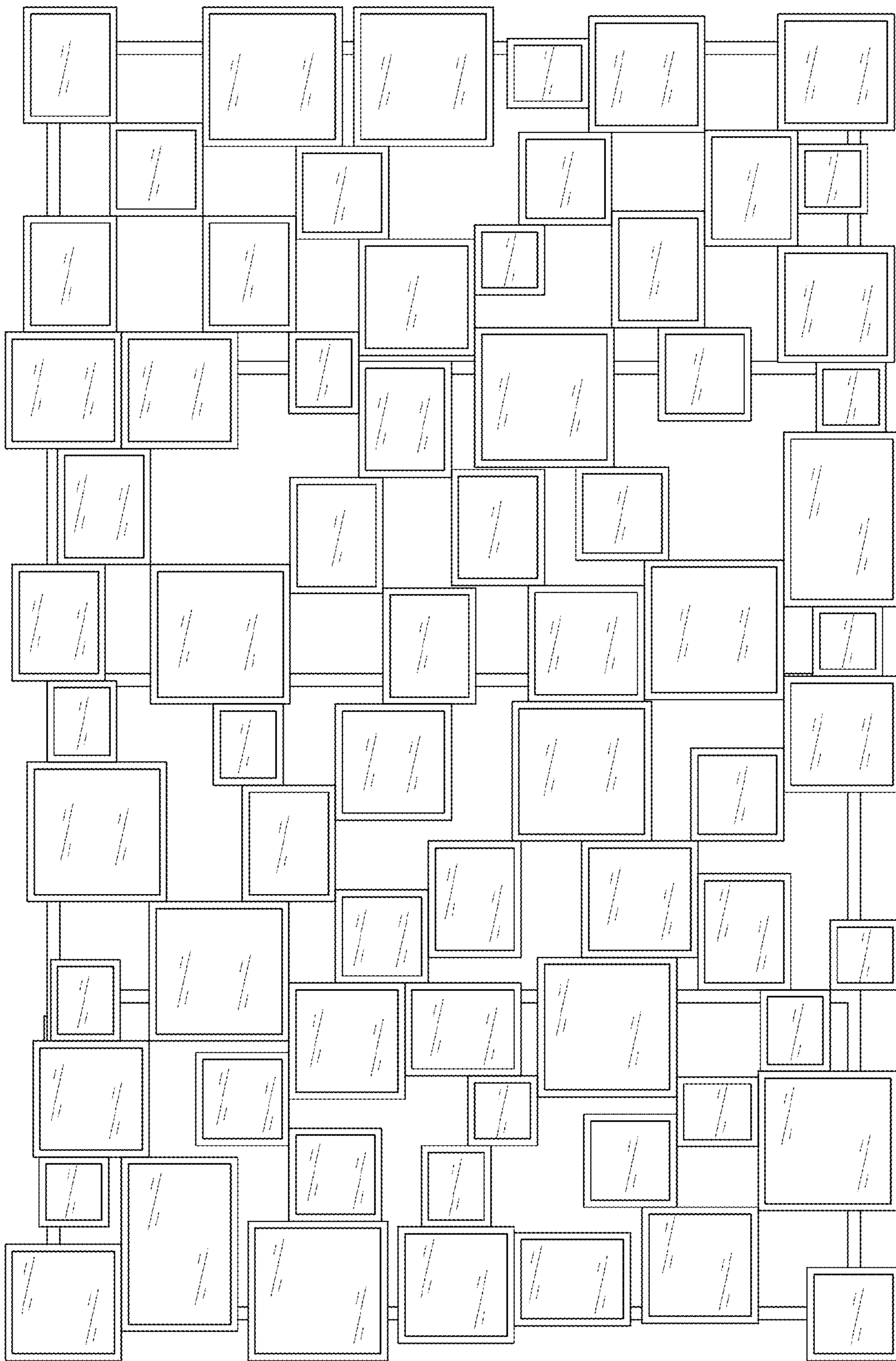


FIG. 3




FIG. 4

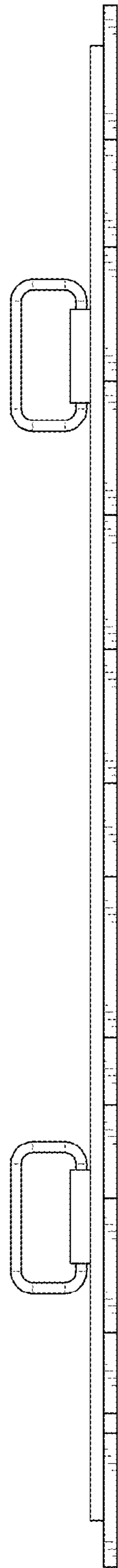


FIG. 5

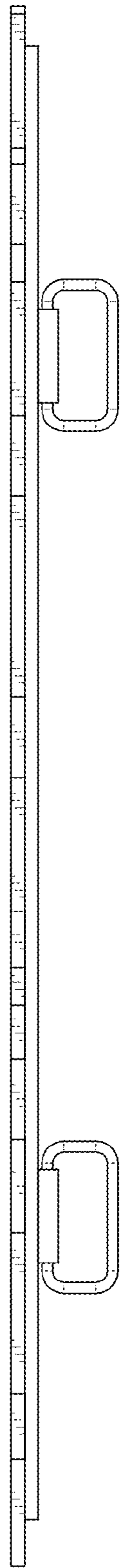


FIG. 6

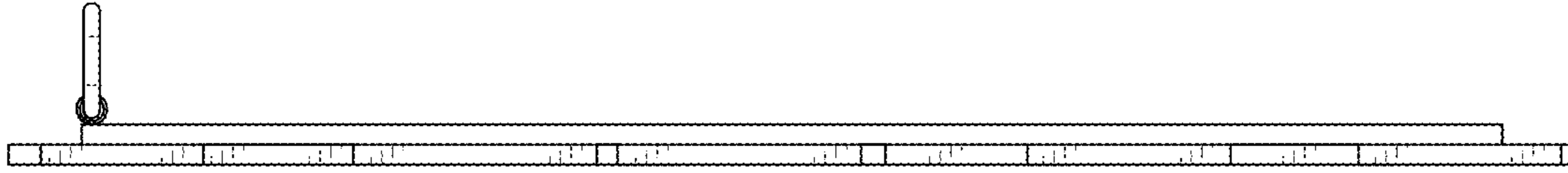


FIG. 7

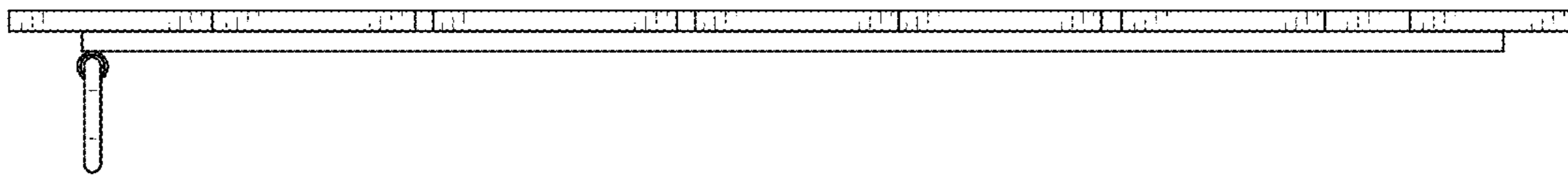


FIG. 8