



US00D970894S

(12) **United States Design Patent**
Huang

(10) **Patent No.:** **US D970,894 S**

(45) **Date of Patent:** **** Nov. 29, 2022**

(54) **HANDLE FOR ELECTRIC TOOTHBRUSH**

(71) Applicant: **GUANGDONG HUANENGDA ELECTRICAL APPLIANCES CO., LTD**, Jieyang (CN)

(72) Inventor: **Minxun Huang**, Jieyang (CN)

(73) Assignee: **GUANGDONG HUANENGDA ELECTRICAL APPLIANCES CO., LTD**, Jieyang (CN)

(**) Term: **15 Years**

(21) Appl. No.: **29/809,180**

(22) Filed: **Sep. 27, 2021**

(30) **Foreign Application Priority Data**

Sep. 22, 2021 (EM) 008700256-0001

(51) **LOC (13) Cl.** **28-03**

(52) **U.S. Cl.**
USPC **D4/101**

(58) **Field of Classification Search**
USPC D4/100, 101, 104, 105, 106, 107, 108,
D4/109, 110, 111, 112, 113, 158
CPC . A46B 5/0095; A46B 9/04; A46B 2200/1066;
A46B 5/02
See application file for complete search history.

(56) **References Cited**

U.S. PATENT DOCUMENTS

D477,147 S 7/2003 Lee
D491,728 S 6/2004 Jimenez

D864,575 S * 10/2019 Meng D4/101
D888,435 S * 6/2020 Damavandi D4/101
D922,775 S * 6/2021 Albay D4/101
D930,364 S * 9/2021 Qiu D4/101
D930,988 S * 9/2021 Albay D4/101
D952,349 S * 5/2022 McGann D4/101
D959,844 S * 8/2022 Xie D4/101

* cited by examiner

Primary Examiner — Karen E Eldridge Powers

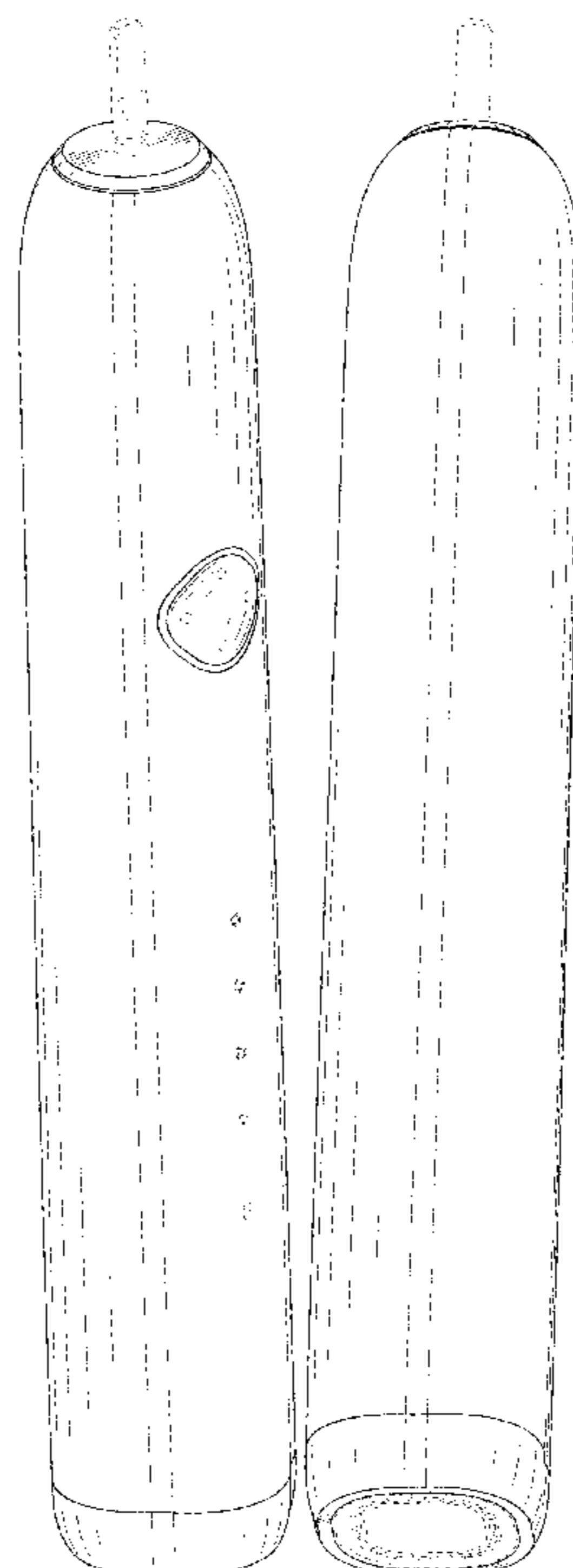
(57) **CLAIM**

The ornamental design for a handle for electric toothbrush, as shown and described.

DESCRIPTION

FIG. 1 is a front, top and left side perspective view of a handle for electric toothbrush showing my new design; FIG. 2 is a rear, bottom, and right side perspective view thereof; FIG. 3 is a front elevational view thereof; FIG. 4 is a rear elevational view thereof; FIG. 5 is a left side elevational view thereof; FIG. 6 is a right side elevational view thereof; FIG. 7 is a top plan view thereof; FIG. 8 is a bottom plan view thereof; FIG. 9 is a perspective view of the handle for electric toothbrush where the handle for electric toothbrush is in a configuration of use; and, FIG. 10 is an enlarged view of portion 10 shown in FIG. 9. The dash-dash broken lines in the drawings depict portions of the handle for electric toothbrush that form no part of the claimed design. The dot-dash broken lines depict the boundary of the enlarged portion and form no part of the claimed design.

1 Claim, 10 Drawing Sheets



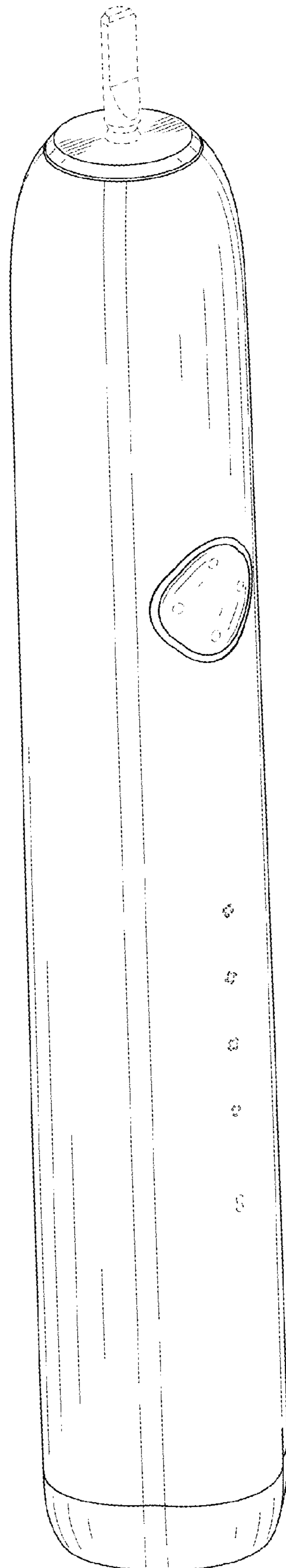


FIG. 1




FIG. 2

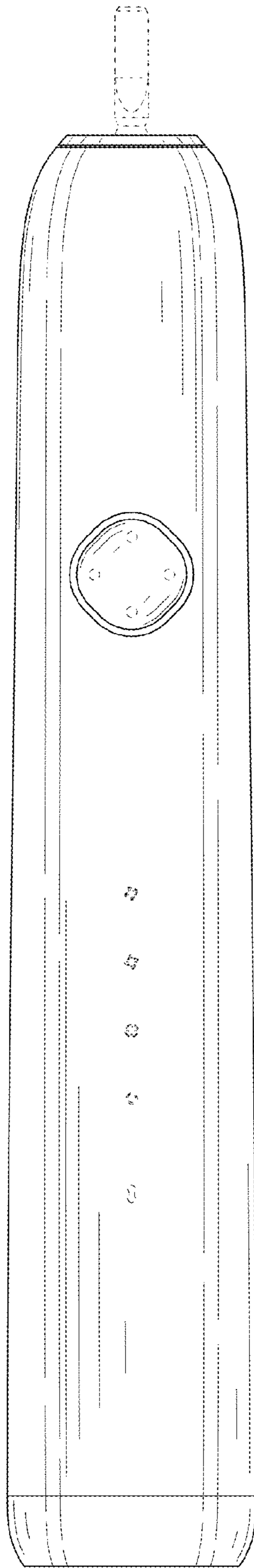


FIG. 3




FIG. 4




FIG. 5




FIG. 6

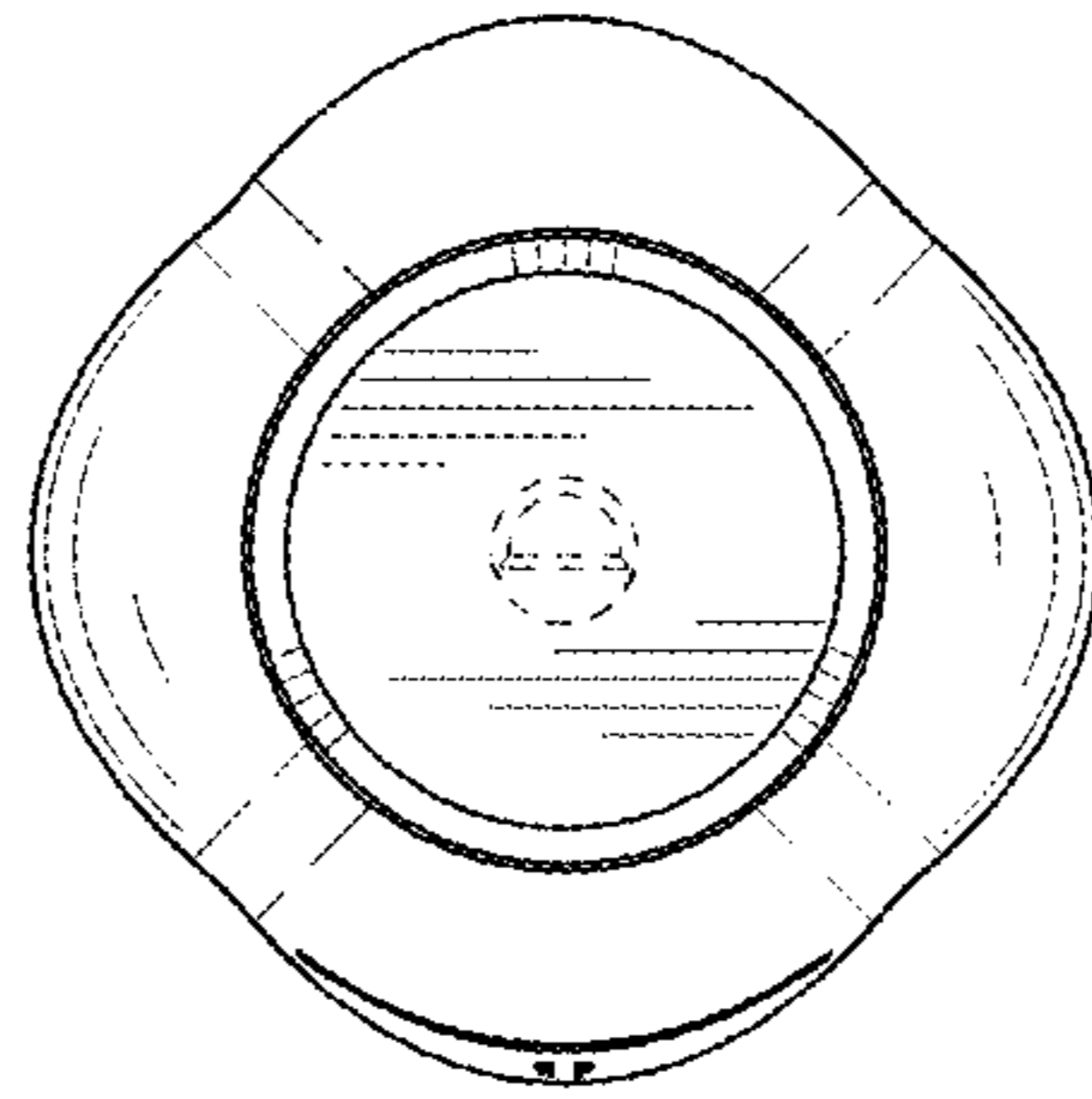


FIG. 7

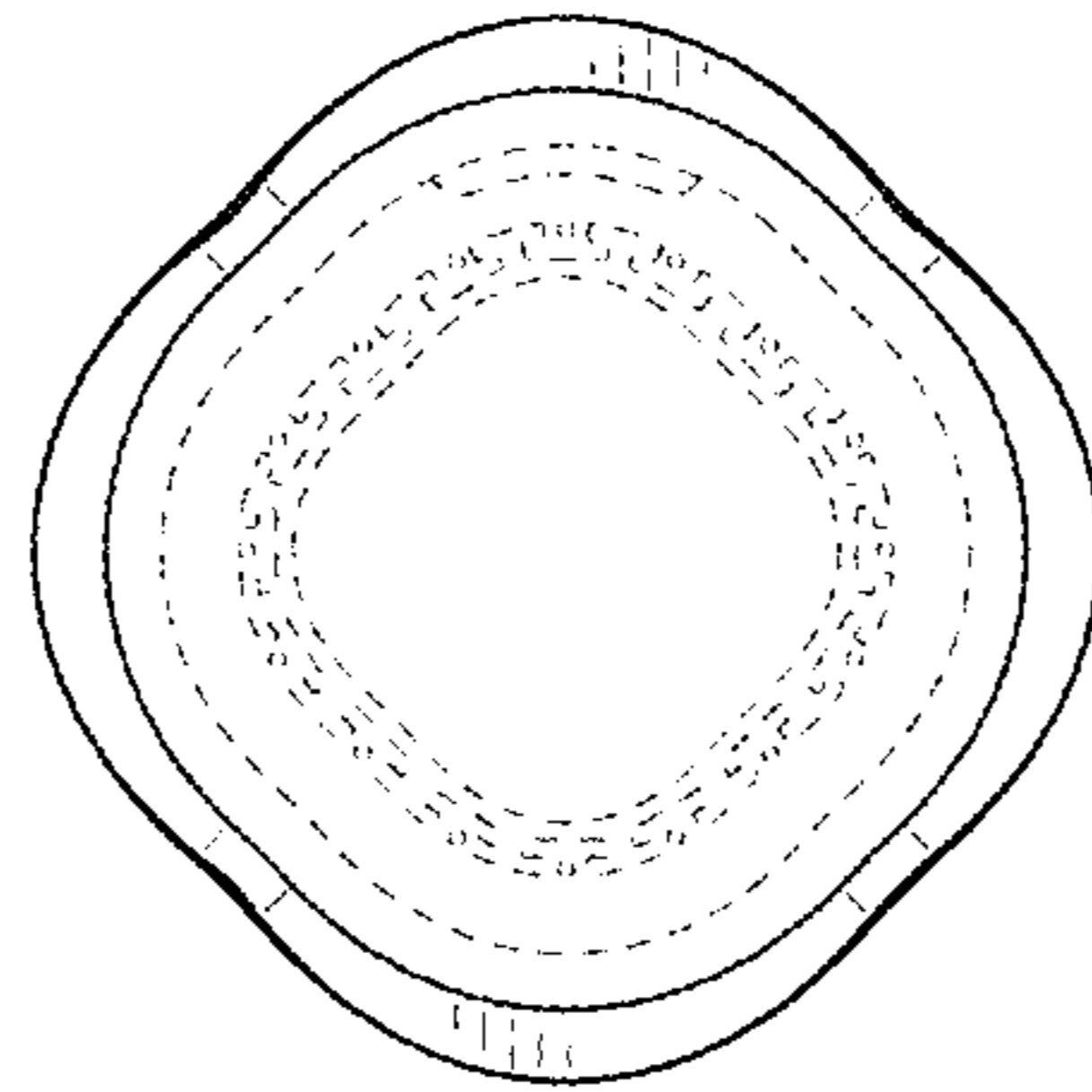


FIG. 8

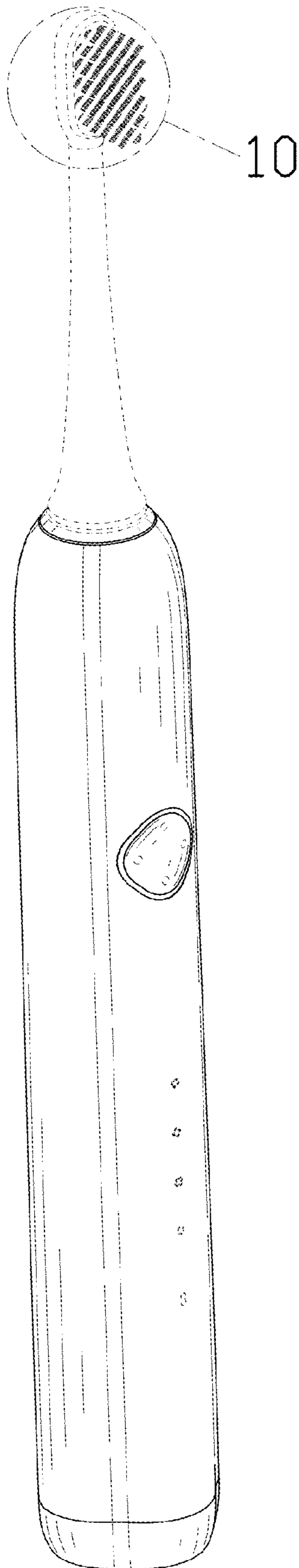


FIG. 9

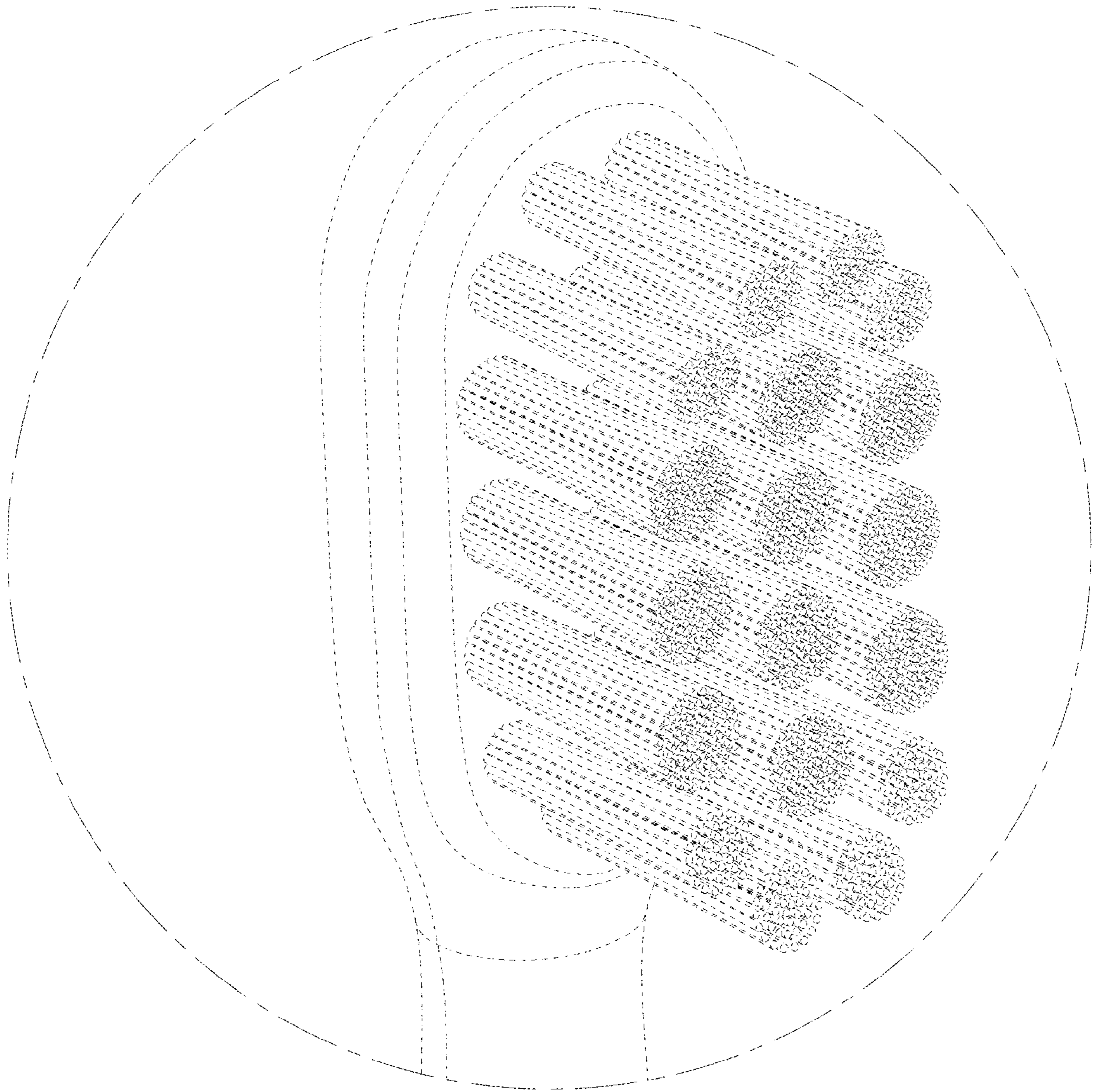


FIG. 10