



US00D970893S

(12) **United States Design Patent** (10) **Patent No.:** **US D970,893 S**
Hu (45) **Date of Patent:** **** Nov. 29, 2022**

(54) **SOFT SMOOTHING BRUSH WITH HAIR DRYING FUNCTION**

D912,404 S * 3/2021 Delassus D4/100
D922,773 S * 6/2021 Zhou D28/35
D934,501 S * 10/2021 Huang D28/35
D943,280 S * 2/2022 Zou D28/35

(71) Applicant: **Yongkang Hebang Tools Co., Ltd.**, Zhejiang (CN)

FOREIGN PATENT DOCUMENTS

(72) Inventor: **Yao Hu**, Zhejiang (CN)

KR 301101556.0000 * 3/2021
WO WO207596-001 * 3/2022

(73) Assignee: **YONGKANG HEBANG TOOLS CO., LTD.**, Zhejiang (CN)

OTHER PUBLICATIONS

(**) Term: **15 Years**

Lunata Brush, announced Nov. 2021 [online], [site visited Apr. 10, 2022]. Available from internet, URL: https://www.macys.com/shop/product/lunata-the-lunata-cordless-hot-brush?ID=14043829&pla_country=US&CAGPSPN=pla (Year: 2021).*

(21) Appl. No.: **29/739,556**

(22) Filed: **Jun. 26, 2020**

* cited by examiner

(30) **Foreign Application Priority Data**

Jan. 3, 2020 (CN) 202030003393.8

Primary Examiner — Cynthia Ramirez

Assistant Examiner — Tamara L Hahn

(51) **LOC (13) Cl.** **04-02**

(74) *Attorney, Agent, or Firm* — Muncy, Geissler, Olds & Lowe, P.C.

(52) **U.S. Cl.**
USPC **D4/100**

(58) **Field of Classification Search**
USPC D4/100, 102, 116, 117, 138; D28/15, 18, D28/24
CPC A46B 2200/104; A46B 2200/1006; A46B 2200/10; A46B 15/003; A45D 20/48; A45D 20/002; A45D 20/001; A45D 1/04; A45D 24/007

See application file for complete search history.

(57) **CLAIM**

The ornamental design for a soft smoothing brush with hair drying function, as shown and described.

(56) **References Cited**

U.S. PATENT DOCUMENTS

D804,188 S * 12/2017 Du D28/35
D815,837 S * 4/2018 Zhou D4/100
D821,648 S * 6/2018 Qiu D28/25
D826,567 S * 8/2018 Yan D4/100
D905,965 S * 12/2020 Xie D28/35
D906,677 S * 1/2021 Cai D28/35
D909,064 S * 2/2021 Huang D28/35

DESCRIPTION

FIG. 1 is a perspective view of a soft smoothing brush with hair drying function showing my new design; FIG. 2 is another perspective view thereof; FIG. 3 is a front elevational view thereof; FIG. 4 is a rear elevational view thereof; FIG. 5 is a left side elevational view thereof; FIG. 6 is a right side elevational view thereof; FIG. 7 is a top plan view thereof; and, FIG. 8 is a bottom plan view thereof.

1 Claim, 8 Drawing Sheets





Fig. 1




Fig. 2

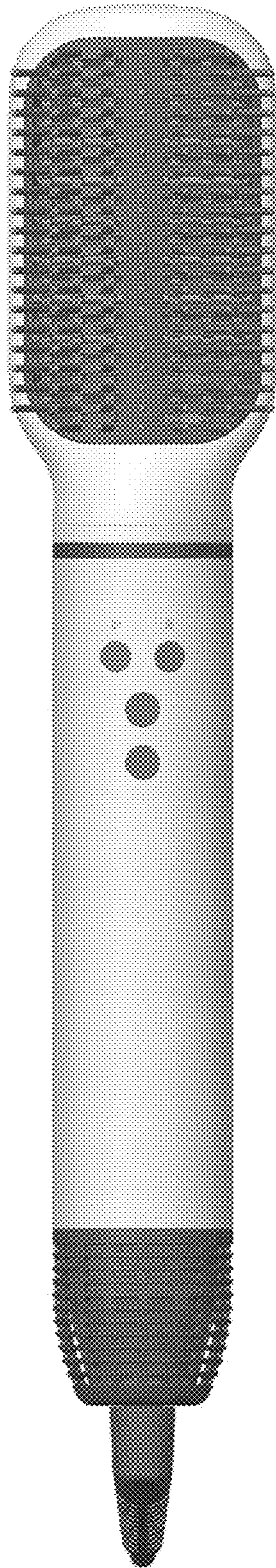


Fig. 3




Fig. 4




Fig. 5




Fig. 6

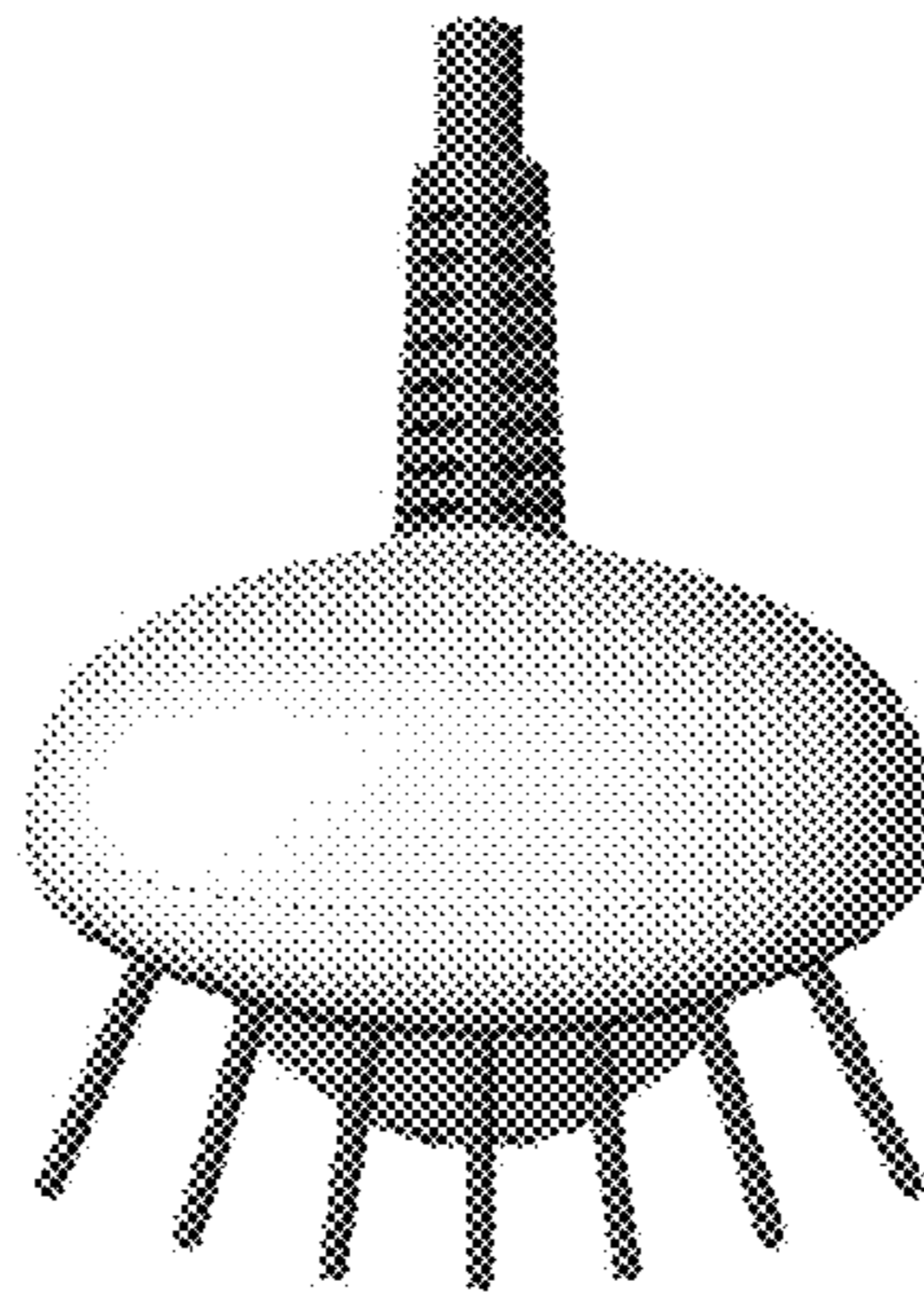


Fig. 7

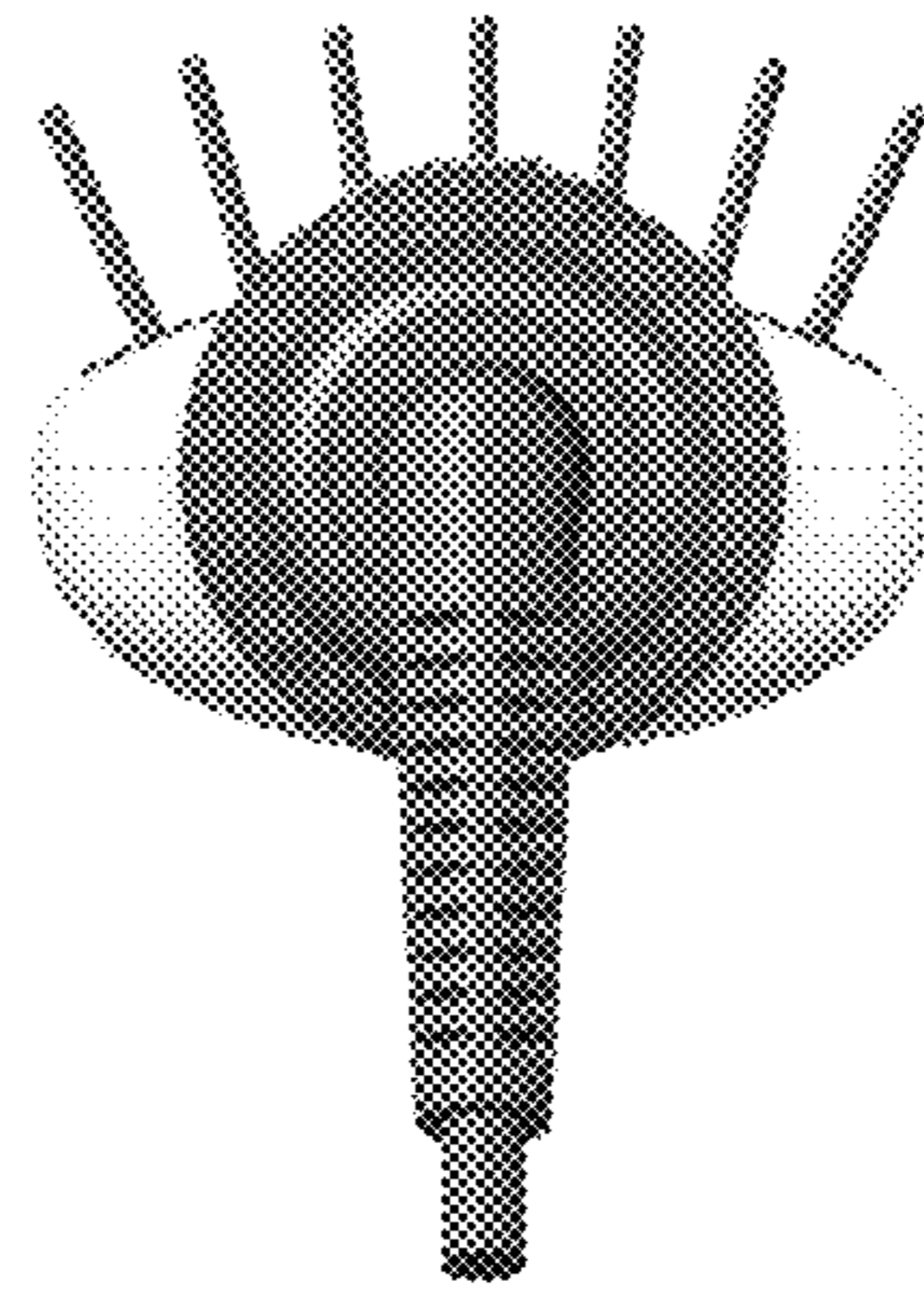


Fig. 8