



US00D970884S

(12) **United States Design Patent**
Zhang

(10) **Patent No.:** **US D970,884 S**

(45) **Date of Patent:** **** Nov. 29, 2022**

(54) **RUNNING BELT**

(71) Applicant: **Aijin Zhang**, Fujian (CN)

(72) Inventor: **Aijin Zhang**, Fujian (CN)

(**) Term: **15 Years**

(21) Appl. No.: **29/827,135**

(22) Filed: **Feb. 17, 2022**

(51) **LOC (13) Cl.** **03-01**

(52) **U.S. Cl.**
USPC **D3/226**

(58) **Field of Classification Search**
USPC D3/216–217, 221, 224, 226, 228, 230,
D3/232–233, 242–246, 273, 289–290,
D3/318, 321–323
CPC ... A45C 2003/007; A45C 13/18; A45C 13/24;
A45C 13/126; A45C 13/149; A45C
13/185; A45C 1/04; A45C 1/06; A45C
11/182; A45C 2001/062; A45C 2001/065;
A45C 2001/067; A45C 2001/186; A45F
3/04; A45F 3/042; A45F 3/047; A45F
3/08; A45F 3/10; A45F 3/14; A45F 5/02;
H04M 1/72409; G06F 1/1626; F28F
21/00

See application file for complete search history.

(56) **References Cited**

U.S. PATENT DOCUMENTS

5,425,719	A *	6/1995	Lessing, Jr.	A61M 25/02 224/660
D692,655	S *	11/2013	Perrea	D3/226
D721,227	S *	1/2015	Milligan	D3/221
D773,807	S *	12/2016	Do	D3/226
D808,644	S *	1/2018	Overton	D3/226
D809,288	S	2/2018	Preseren	
D828,688	S *	9/2018	Hogard	D3/226
D838,101	S *	1/2019	Chiquito	D3/221
D865,356	S	11/2019	Chen	
D869,578	S *	12/2019	Voigt	D21/662
D871,525	S *	12/2019	Piotrowski	D21/662

D888,368	S *	6/2020	Hyera	D2/859
D925,217	S *	7/2021	Wang	D3/224
2017/0051999	A1 *	2/2017	Tedder	F41C 33/046
2021/0030091	A1 *	2/2021	Wasserman	A45F 3/005

FOREIGN PATENT DOCUMENTS

CN	303351848	*	9/2015
CN	303748139	*	7/2016
CN	305267287	*	7/2019
CN	306268881	*	1/2021
GB	6113071	*	1/2021
KR	300982055.0000	*	11/2018

OTHER PUBLICATIONS

“Amazon.com—FlipBelt Classic Running Belt”, [Posted on amazon.com], [First Available on Nov. 15, 2013], [Retrieved on Aug. 9, 2022], <https://www.amazon.com/dp/B00JF9DU4U> (Year: 2013).*

* cited by examiner

Primary Examiner — Mary Shannon Malley

Assistant Examiner — Christopher John Suarez La Rosa

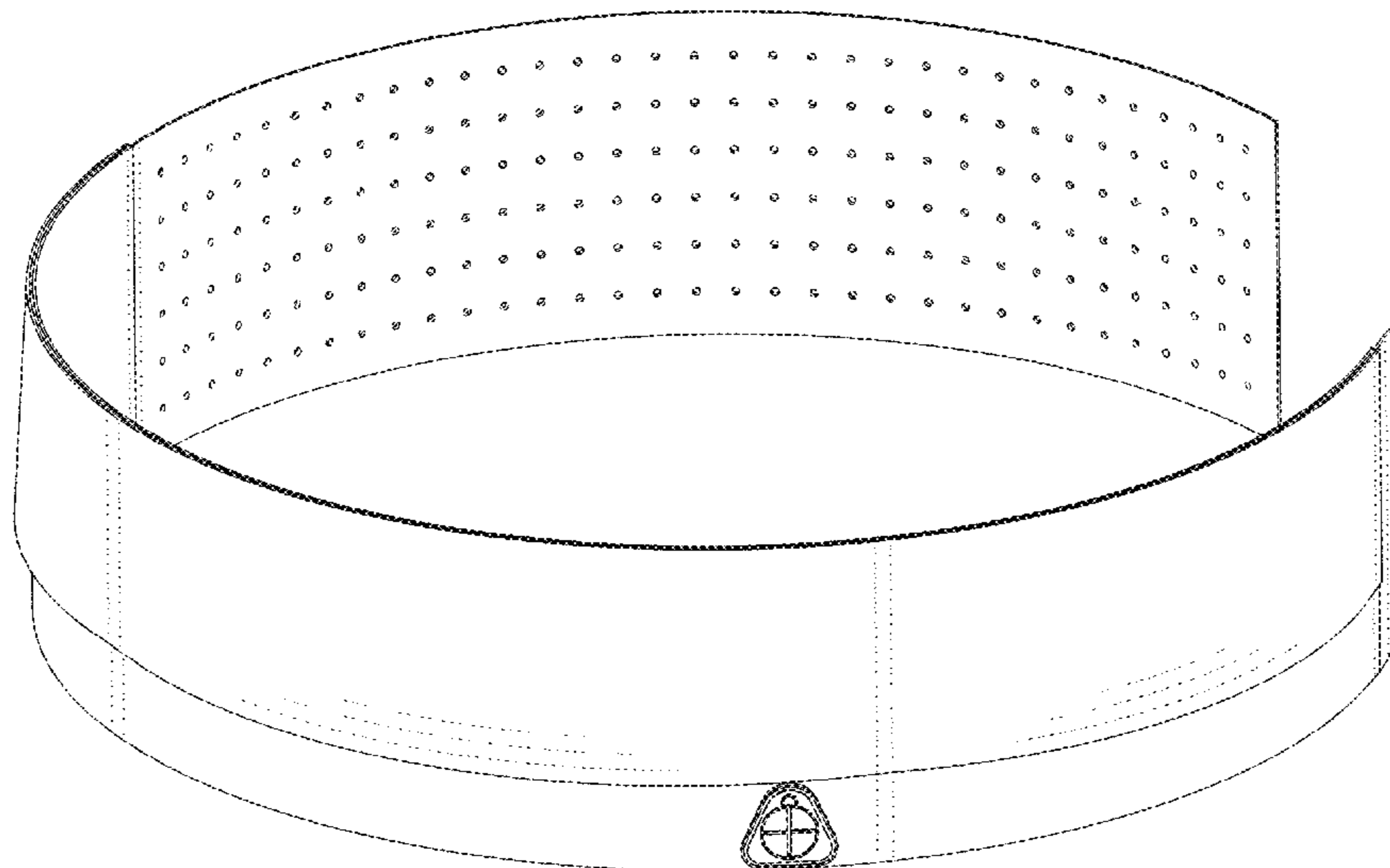
(57) **CLAIM**

The ornamental design for a running belt, as shown and described.

DESCRIPTION

FIG. 1 is a perspective view of a running belt showing my new design;
FIG. 2 is another perspective view thereof;
FIG. 3 is a front view thereof;
FIG. 4 is a rear view thereof;
FIG. 5 is a left side view thereof;
FIG. 6 is a right side view thereof;
FIG. 7 is a top plan view thereof; and,
FIG. 8 is a bottom plan view thereof.
The broken lines depict stitching of the running belt that do form part of the claimed design.

1 Claim, 8 Drawing Sheets



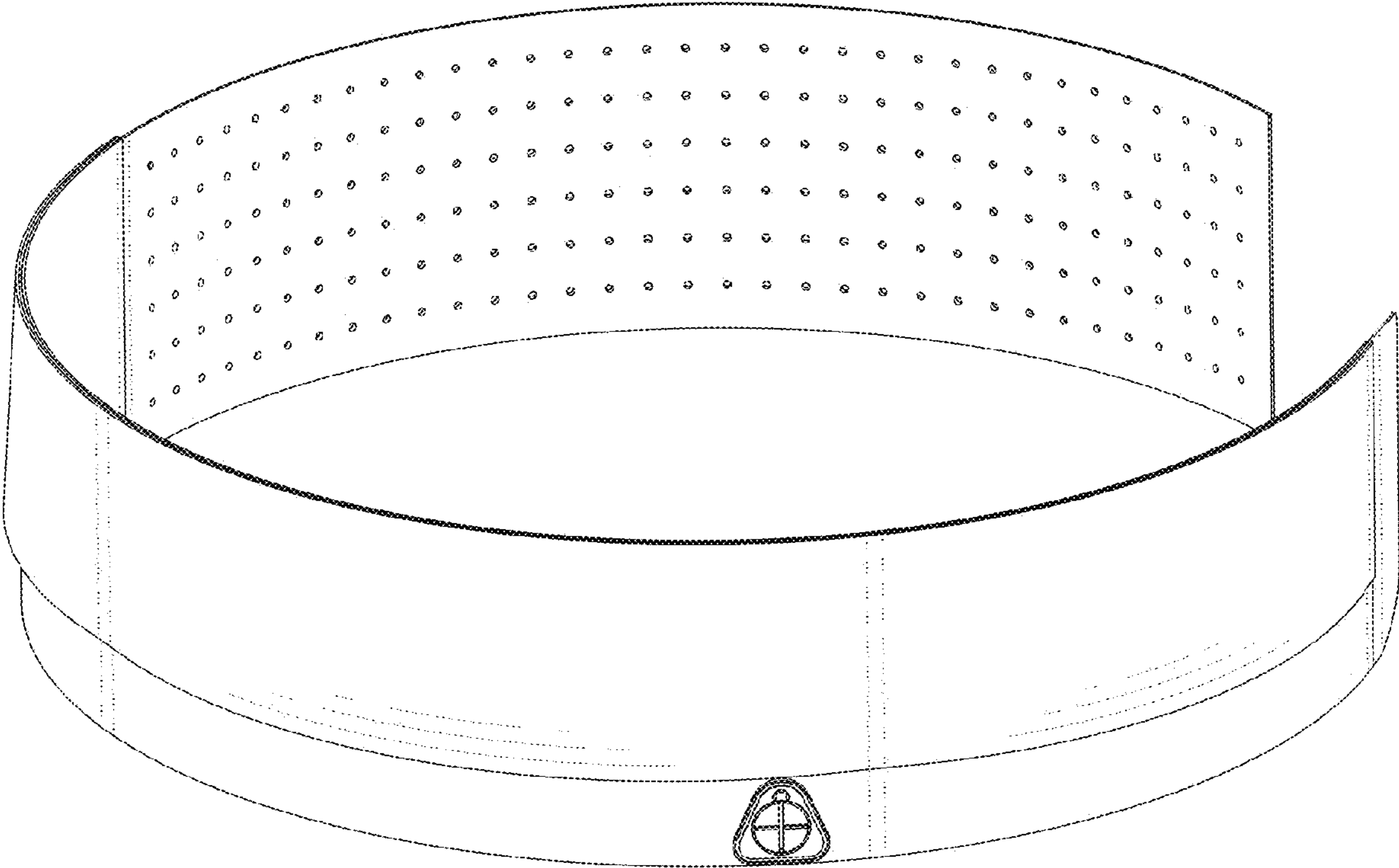


FIG. 1

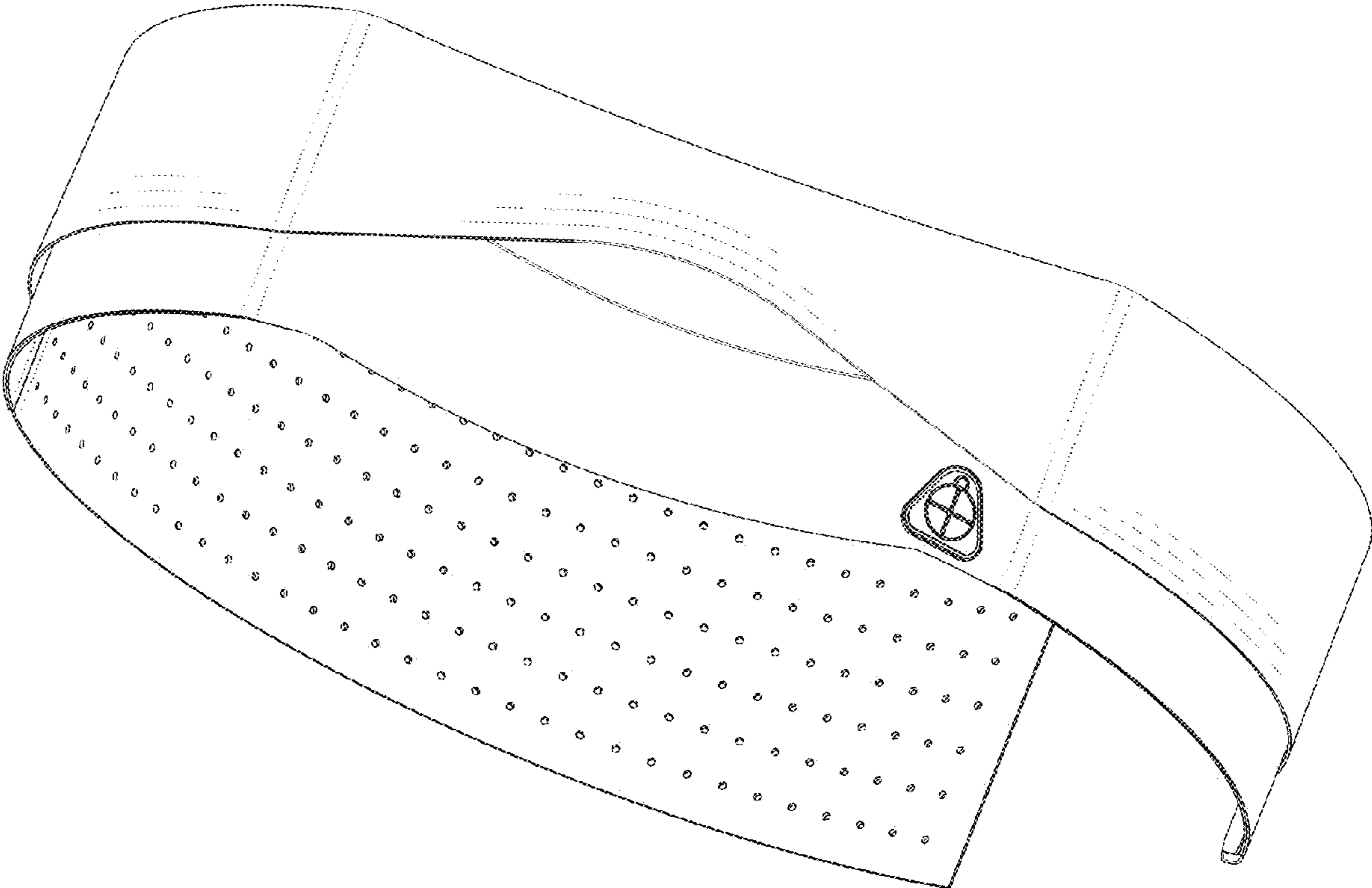


FIG. 2

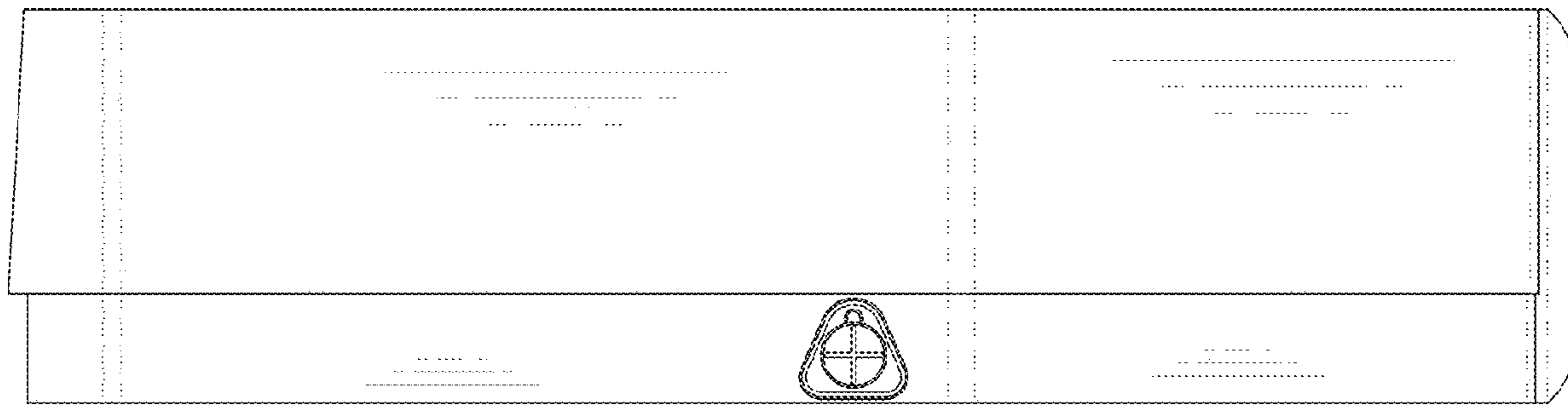


FIG. 3




FIG. 4




FIG. 5

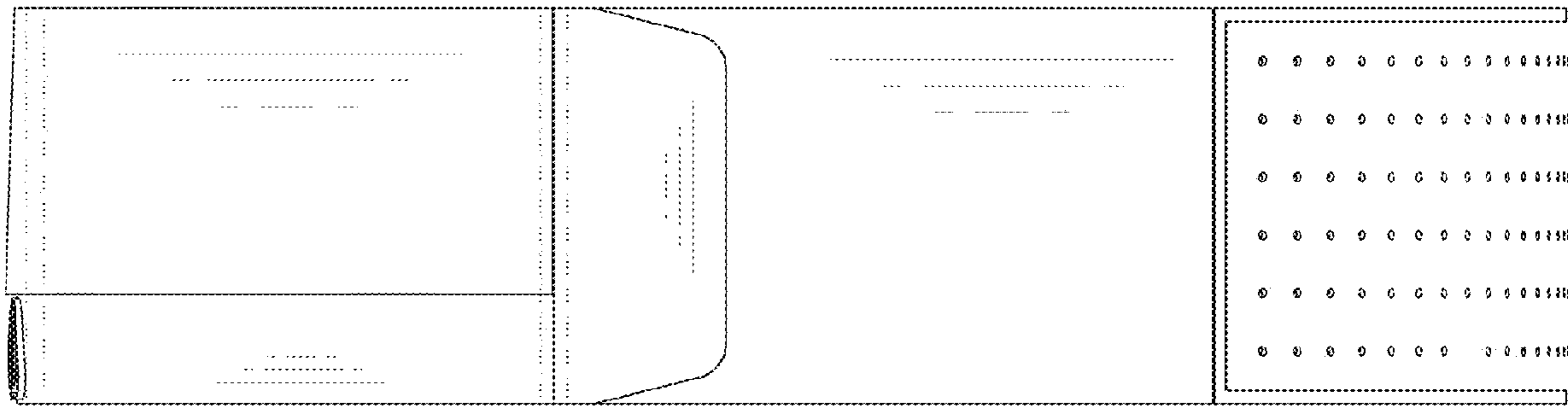


FIG. 6




FIG. 7




FIG. 8