



US00D970862S

(12) **United States Design Patent** (10) **Patent No.:** **US D970,862 S**
Altovino (45) **Date of Patent:** **** Nov. 29, 2022**

- (54) **SANDAL**
- (71) Applicant: **Birkenstock IP GmbH**, Linz am Rhein (DE)
- (72) Inventor: **Giuseppe Altovino**, Cologne (DE)
- (73) Assignee: **BIRKENSTOCK IP GMBH**, Linz am Rhein (DE)
- (**) Term: **15 Years**
- (21) Appl. No.: **29/798,534**
- (22) Filed: **Jul. 8, 2021**

Related U.S. Application Data

- (62) Division of application No. 35/508,466, filed on Oct. 2, 2019 (U.S. filing date under 35 U.S.C. 384), and having an international filing date of Oct. 2, 2019, now Pat. No. Des. 924,546.

(30) **Foreign Application Priority Data**

Apr. 4, 2019 (DE) 402019201188.2
 Apr. 4, 2019 (DE) 402019201189.0

- (51) **LOC (13) Cl.** **02-04**
- (52) **U.S. Cl.**
USPC **D2/918**

- (58) **Field of Classification Search**
USPC D2/913, 915-916, 922, 964, 965, 967, D2/972
CPC A43B 3/122; A43B 3/126; A43B 3/103; A43B 3/12; A43B 3/105; A43B 3/242; A43B 1/06
See application file for complete search history.

(56) **References Cited**

U.S. PATENT DOCUMENTS

D711,633 S * 8/2014 Hunt D2/927
 D806,996 S * 1/2018 Matsuo D2/930

D860,596 S * 9/2019 Altovino D2/930
 D866,131 S * 11/2019 Andrews D2/918
 D926,447 S * 8/2021 Altovino D2/917
 D957,796 S * 7/2022 Chung D2/625
 2015/0040434 A1 * 2/2015 Perkins A43B 3/12
 12/142 R

OTHER PUBLICATIONS

Birkenstock-New-York[online],[retrieved Oct. 25, 2022] Retrieved from the internet, <https://www.spartoo.net/Birkenstock-NEW-YORK-x851147.php?product=851147&marque=0&productchild=14591613#rst> (Year: 2022).
 Birkenstock, "New York", <https://www.next.de/de/style/st481074/367833>; available at least as early as Apr. 3, 2018; date accessed Apr. 5, 2022.

* cited by examiner

Primary Examiner — Michael A. Pratt

(74) *Attorney, Agent, or Firm* — Fross, Zelnick, Lehrman & Zissu PC; Charles T. J. Weigell, Esq.

(57) **CLAIM**

The ornamental design for a sandal, as shown and described.

DESCRIPTION

FIG. 1 is a front perspective view of the sandal showing my new design;
 FIG. 2 is a front view thereof;
 FIG. 3 is a rear view thereof;
 FIG. 4 is a right side view thereof;
 FIG. 5 is a left side view thereof;
 FIG. 6 is a top view thereof; and,
 FIG. 7 is a bottom view thereof.
 The broken lines depicting portions of the sandal sole show portions of the sandal that form no part of the claimed design.

1 Claim, 7 Drawing Sheets






FIG. 1



FIG. 2




FIG. 3



FIG. 4



FIG. 5



FIG. 6

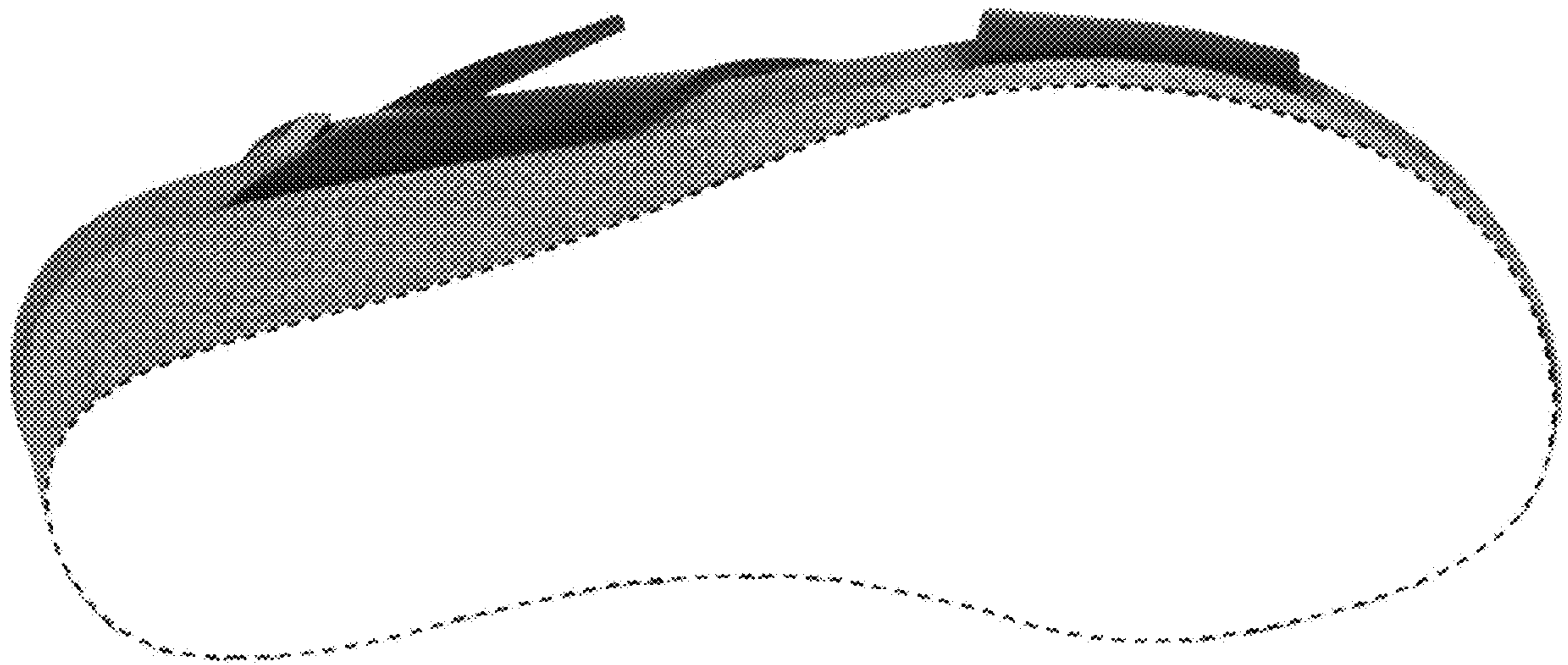


FIG. 7