



US00D970860S

(12) **United States Design Patent**
Zhang

(10) **Patent No.:** **US D970,860 S**

(45) **Date of Patent:** **** Nov. 29, 2022**

(54) **SHOE**

(71) Applicant: **Wenqing Zhang**, Fujian (CN)

(72) Inventor: **Wenqing Zhang**, Fujian (CN)

(**) Term: **15 Years**

(21) Appl. No.: **29/805,834**

(22) Filed: **Aug. 30, 2021**

(51) **LOC (13) Cl.** **02-04**

(52) **U.S. Cl.**

USPC **D2/912**; D2/943; D2/958

(58) **Field of Classification Search**

USPC D2/896-900, 909-912, 920, 943, 944,
D2/946, 969, 970-974

CPC A43B 23/07; A43B 3/16; A43B 23/00;
A43B 23/02; A43B 5/04; A43B 3/02

See application file for complete search history.

(56) **References Cited**

U.S. PATENT DOCUMENTS

| | | | |
|---------------|---------|--------------------|------------------------------|
| D254,938 S | 5/1980 | Keller | |
| D257,185 S | 10/1980 | Famolare, Jr. | |
| D272,964 S * | 3/1984 | Muller Feigelstock | D2/902 |
| D281,926 S * | 12/1985 | Hill | D2/902 |
| 4,577,419 A * | 3/1986 | Chassaing | A43C 11/1493 36/114 |
| D325,287 S * | 4/1992 | Strauss | D2/902 |
| D563,632 S * | 3/2008 | Dolce | D2/896 |
| D568,031 S * | 5/2008 | Dolce | D2/896 |
| D588,787 S * | 3/2009 | Dolce | D2/896 |
| D799,171 S * | 10/2017 | Ledbetter | D2/910 |

| | | | |
|--------------|--------|-----------|------------------------------|
| D807,006 S * | 1/2018 | Ringholz | D2/969 |
| D819,320 S * | 6/2018 | Ledbetter | D2/970 |
| D825,910 S * | 8/2018 | Nelson | A43C 11/1493 D2/970 |

| | | | |
|--------------|--------|-----------|--------------|
| D847,483 S * | 5/2019 | Foust | D2/970 |
| D907,349 S * | 1/2021 | Ledbetter | D2/912 |

* cited by examiner

Primary Examiner — Rashida C. Walshon

(74) *Attorney, Agent, or Firm* — True Shepherd, LLC;
Andrew Cheng

(57) **CLAIM**

The ornamental design for a shoe, as shown and described.

DESCRIPTION

FIG. 1 is a front, left and bottom perspective view of a shoe, showing my design.

FIG. 2 is a rear, right and bottom perspective view thereof.

FIG. 3 is a front elevation view thereof.

FIG. 4 is a rear elevation view thereof.

FIG. 5 is a left side elevation view thereof.

FIG. 6 is a right-side elevation view thereof.

FIG. 7 is a top plan view thereof; and,

FIG. 8 is a bottom plan view thereof.

A right shoe of the shoe is a mirror image of the left shoe as shown in FIGS. 1 to 8.

The broken lines shown in the drawings are included for the purpose of illustrating portions of the shoe that form no part of the claimed design.

1 Claim, 8 Drawing Sheets







FIG. 1




FIG. 2

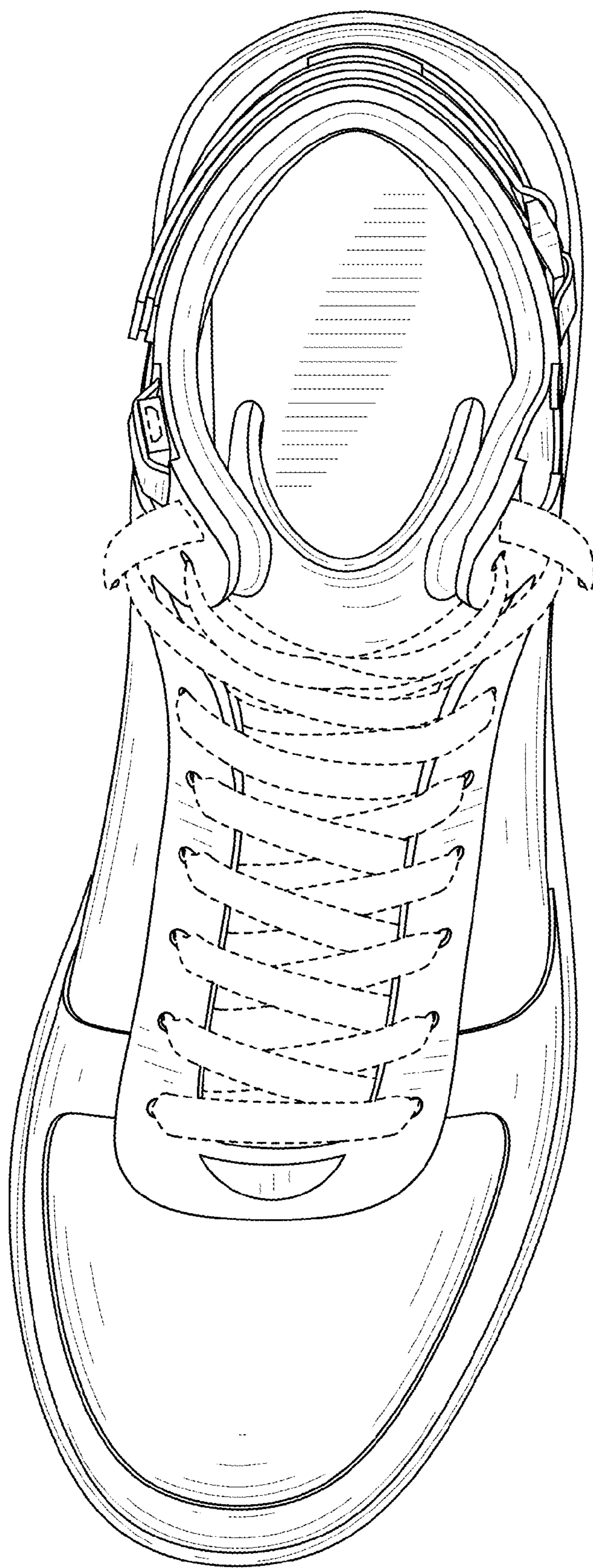


FIG. 3

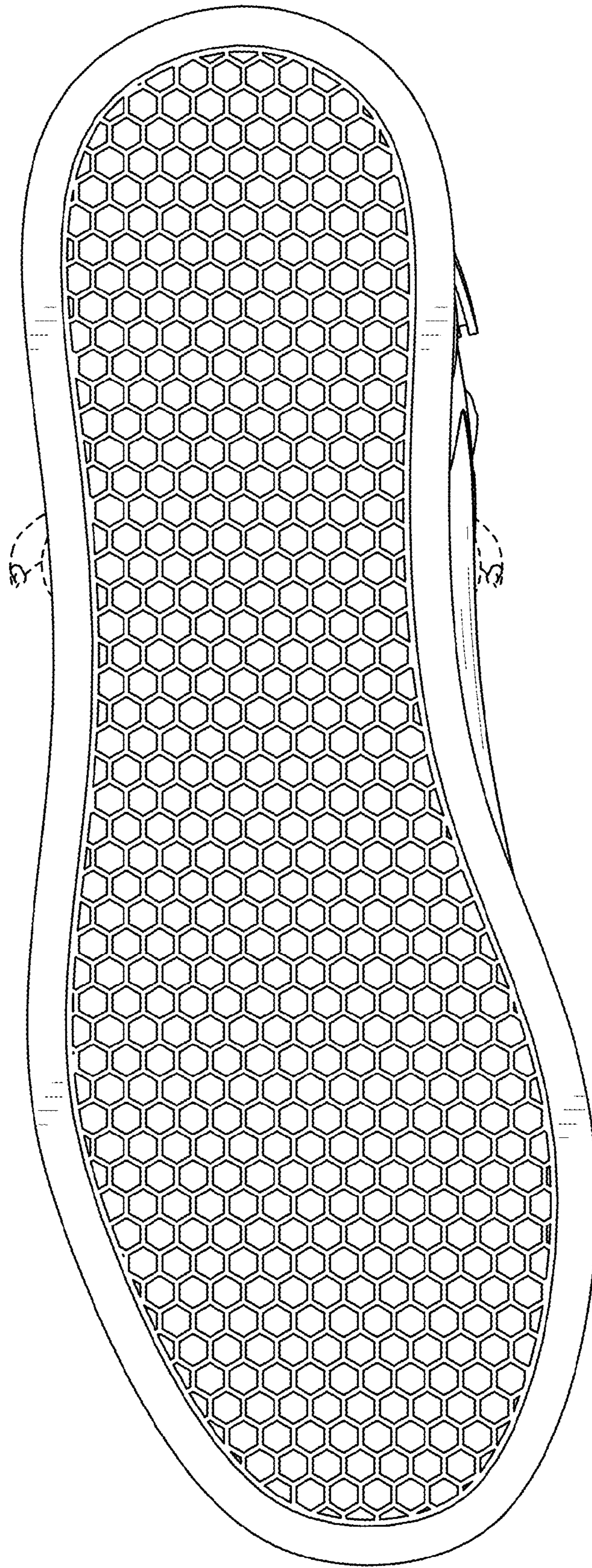


FIG. 4

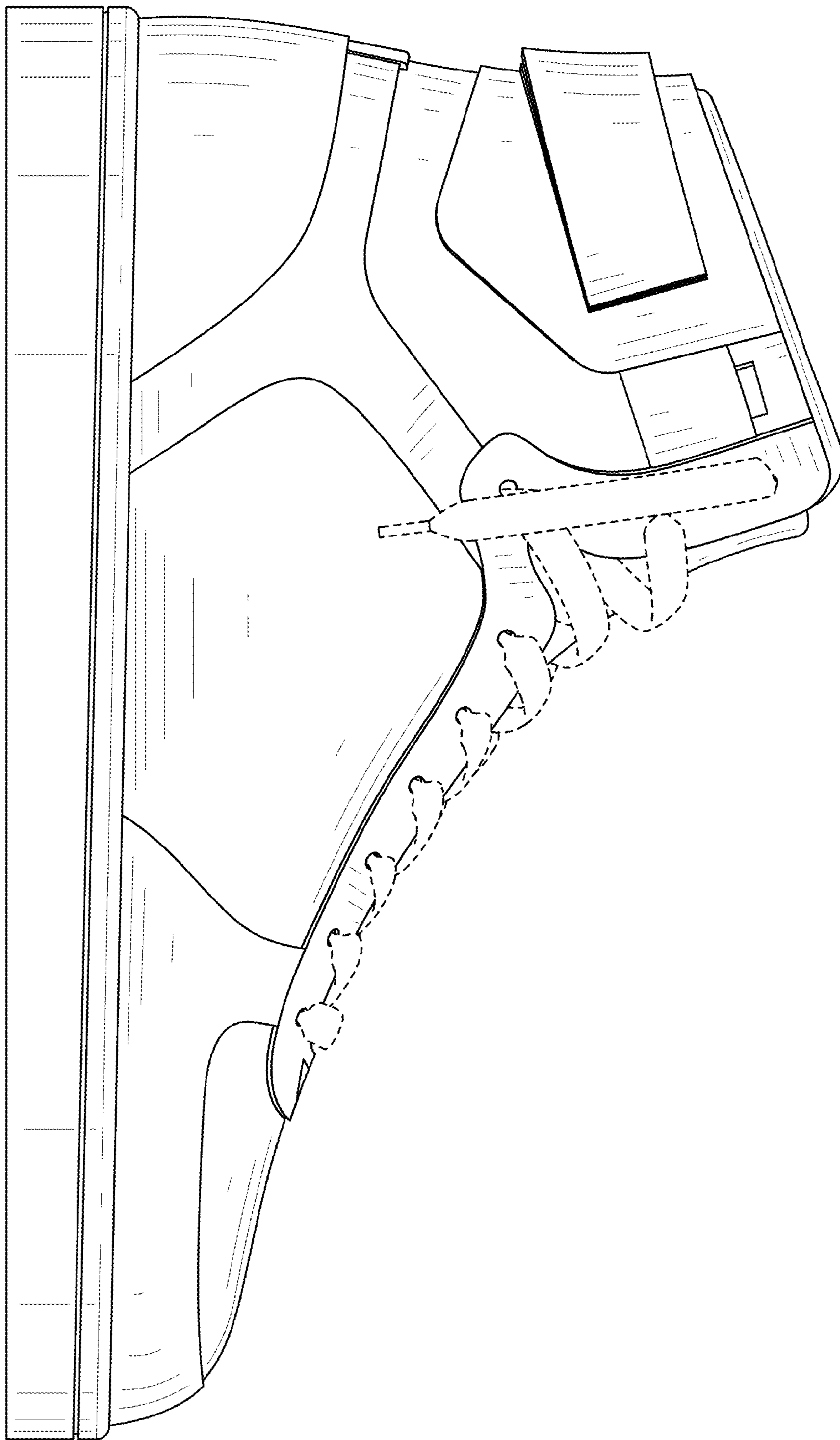


FIG. 5

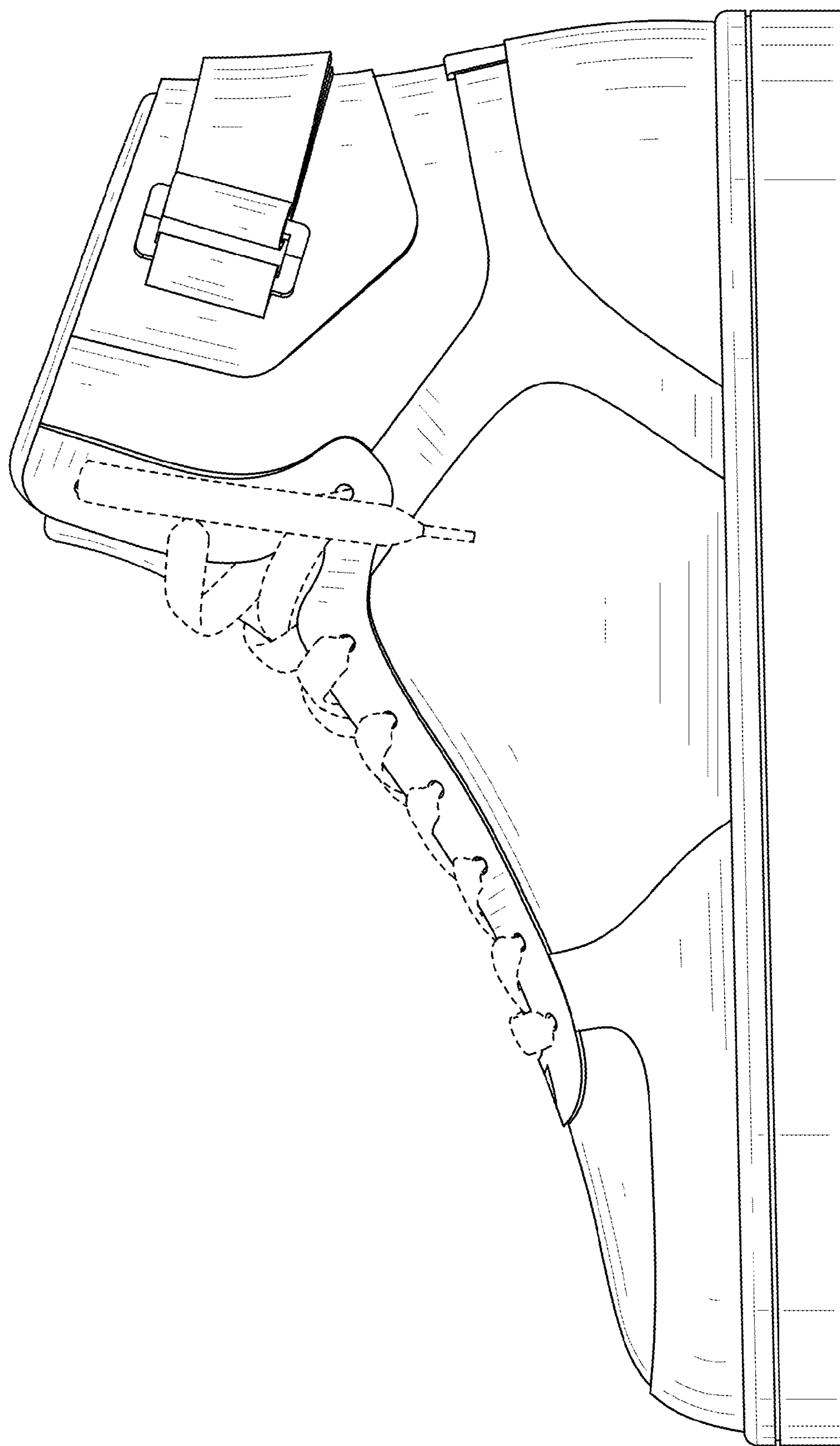


FIG. 6

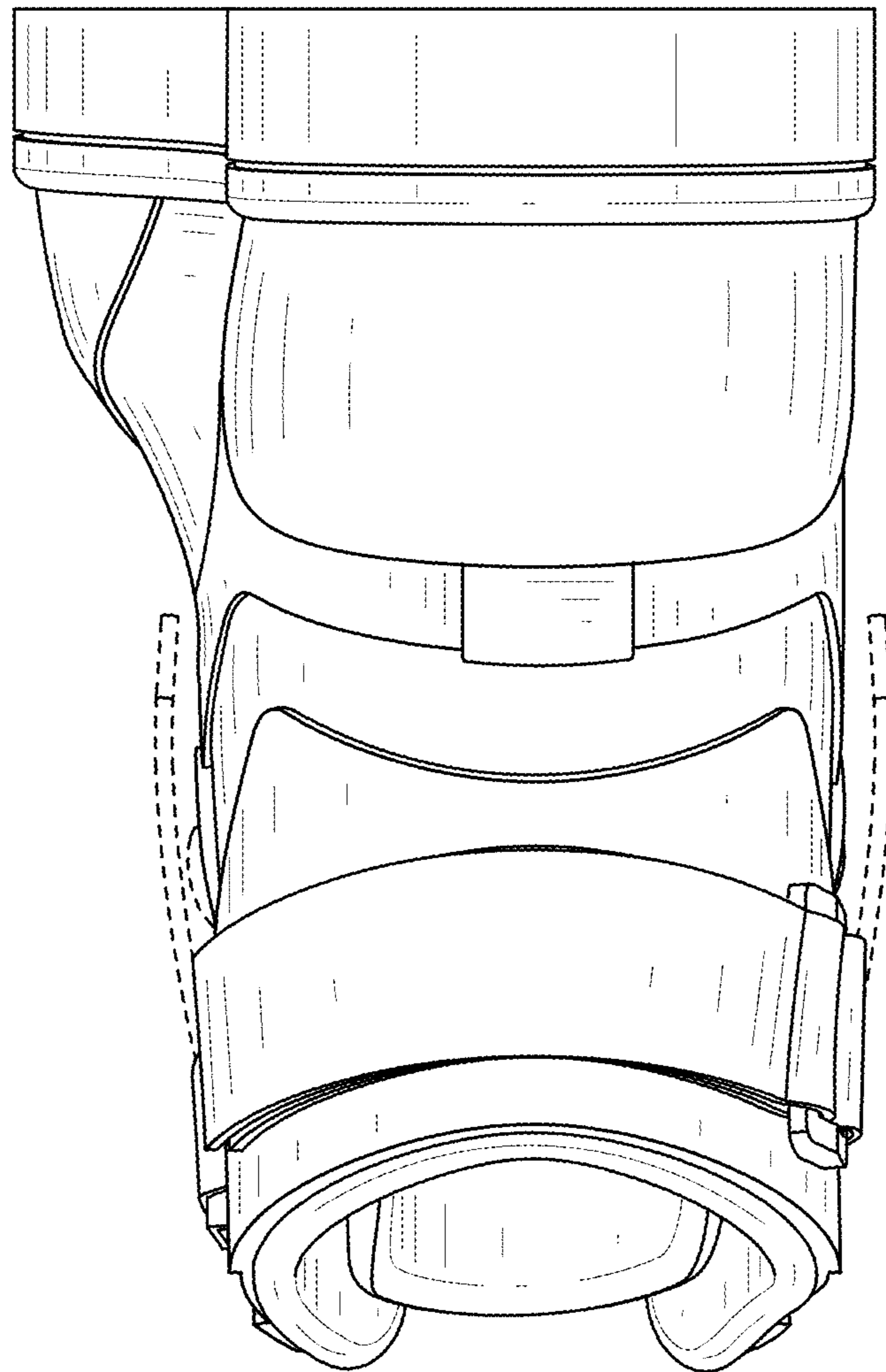


FIG. 7

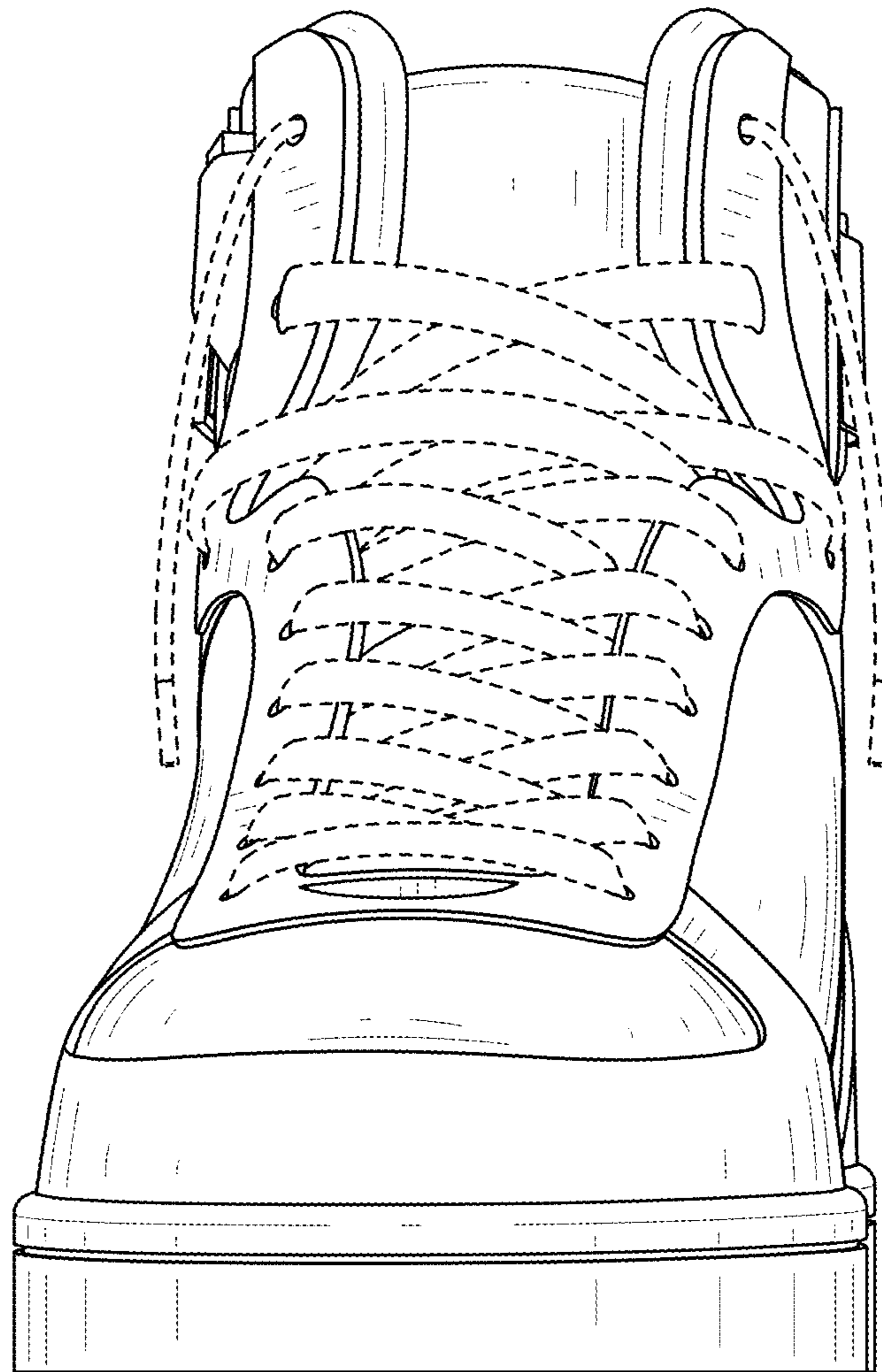


FIG. 8