



US00D970858S

(12) **United States Design Patent**
Pu

(10) **Patent No.:** **US D970,858 S**

(45) **Date of Patent:** **** Nov. 29, 2022**

(54) **BOOT**

(71) Applicant: **Wenbin Pu**, Sichuan (CN)

(72) Inventor: **Wenbin Pu**, Sichuan (CN)

(**) Term: **15 Years**

(21) Appl. No.: **29/840,854**

(22) Filed: **Jun. 1, 2022**

(51) **LOC (13) Cl.** **02-04**

(52) **U.S. Cl.**
USPC **D2/910; D2/925; D2/965**

(58) **Field of Classification Search**
USPC D2/896-900, 909-912, 920, 925, 929,
D2/946, 965, 970-978

CPC A43B 23/00; A43B 23/02; A43B 21/00;
A43B 3/16; A43B 23/04

See application file for complete search history.

(56) **References Cited**

U.S. PATENT DOCUMENTS

D123,668 S	*	11/1940	Donner	D2/911
D557,882 S		12/2007	Della Valle		
D581,141 S	*	11/2008	Van Hulle	D2/910
D585,186 S	*	1/2009	Van Hulle	D2/910
D586,983 S	*	2/2009	Van Hulle	D2/910
D647,287 S	*	10/2011	Seelert	D2/929
D647,370 S	*	10/2011	van Dijk	D11/150
D661,070 S	*	6/2012	Della Valle	D2/935
D663,930 S		7/2012	McClaskie		
D664,332 S	*	7/2012	Garcia Mira	D2/939
D664,337 S		7/2012	Moore		
D664,338 S		7/2012	McClaskie		

D664,750 S		8/2012	McClaskie		
D739,999 S	*	10/2015	Hardy	D2/910
D758,801 S	*	6/2016	Faber	D7/517
D773,157 S		12/2016	Slimane		
D779,808 S		2/2017	Hill		
D804,795 S		12/2017	Negri		
D825,169 S		8/2018	Webster		
D844,949 S	*	4/2019	Venturini Fendi	D2/920
D943,869 S	*	2/2022	Venturini Fendi	D2/909
D943,914 S		2/2022	Moon		

* cited by examiner

Primary Examiner — Rashida C. Walshon

(57) **CLAIM**

The ornamental design for a boot, as shown and described.

DESCRIPTION

FIG. 1 is a perspective view of a boot showing my new design.

FIG. 2 is another perspective view of a boot.

FIG. 3 is a front view of a boot.

FIG. 4 is a rear view of a boot.

FIG. 5 is a left side view of a boot.

FIG. 6 is a right side view of a boot.

FIG. 7 is a top view of a boot.

FIG. 8 is a bottom view of a boot; and,

FIG. 9 is an enlarged view of a boot taken from the part in FIG. 2.

Any shading is not features of the design but is utilized to illustrate the surface contours of the boot design in the drawings.

The broken lines illustrate the zipper portions of the boot that form part of the claimed design.

1 Claim, 9 Drawing Sheets





FIG. 1

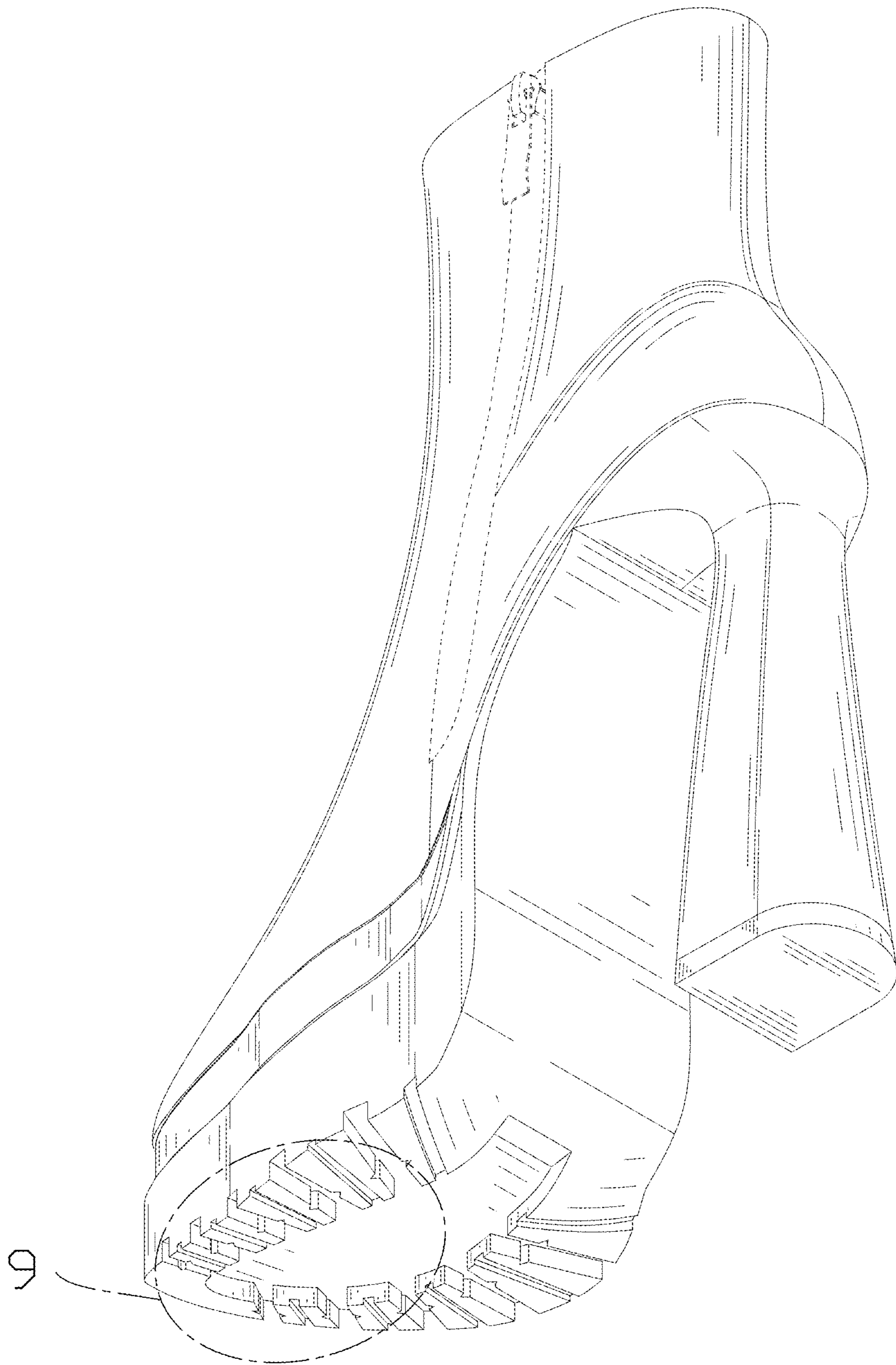


FIG. 2

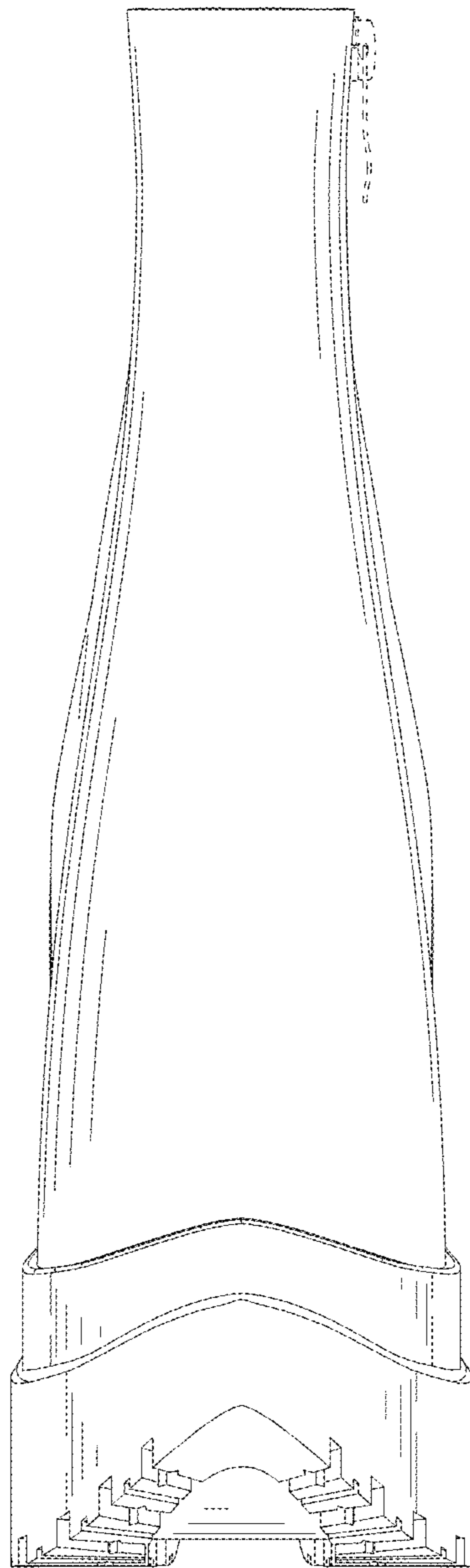


FIG. 3

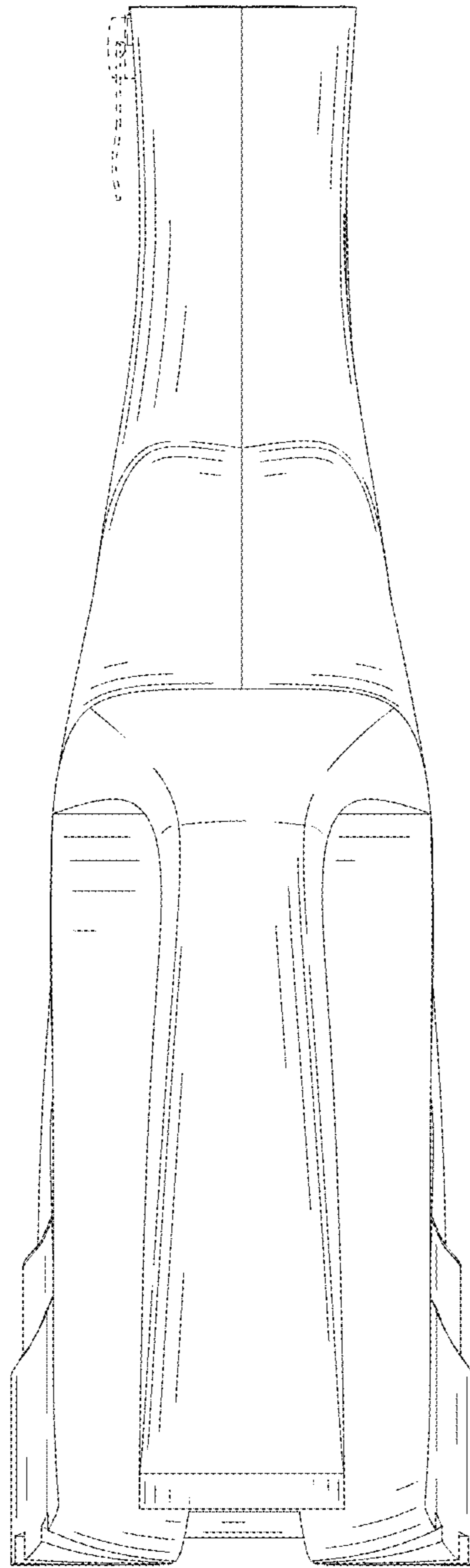


FIG. 4



FIG. 5



FIG. 6

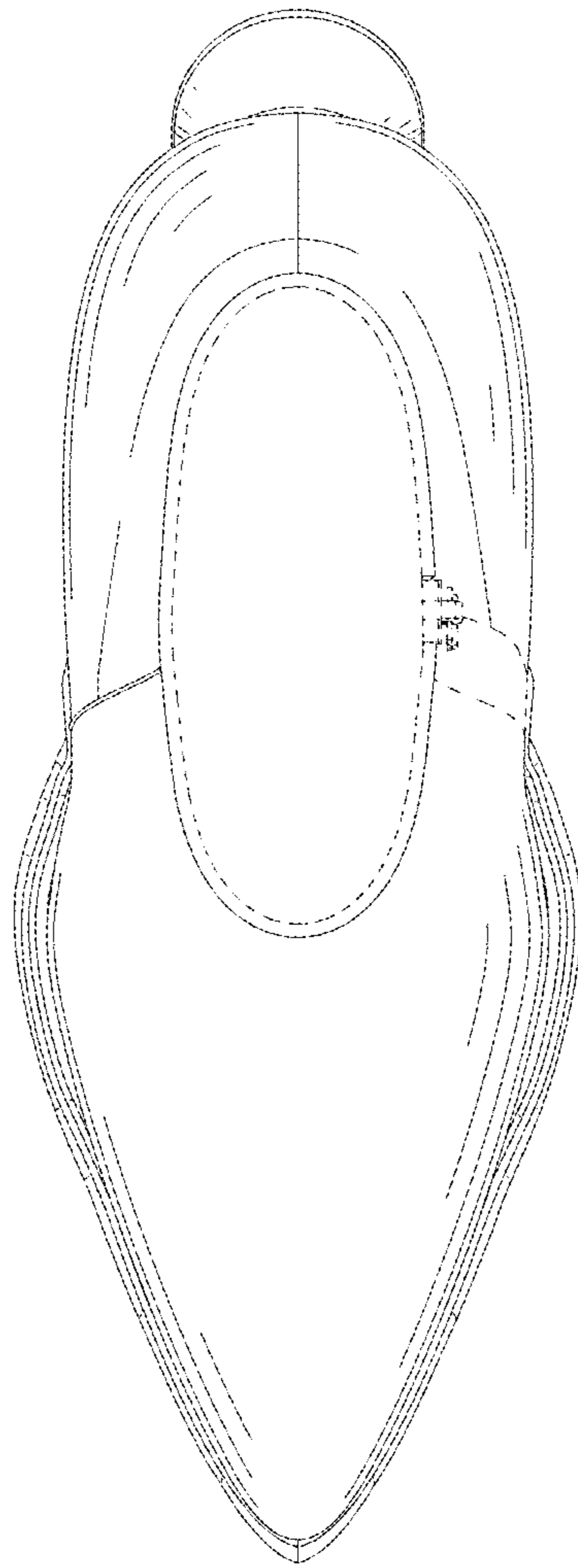


FIG. 7

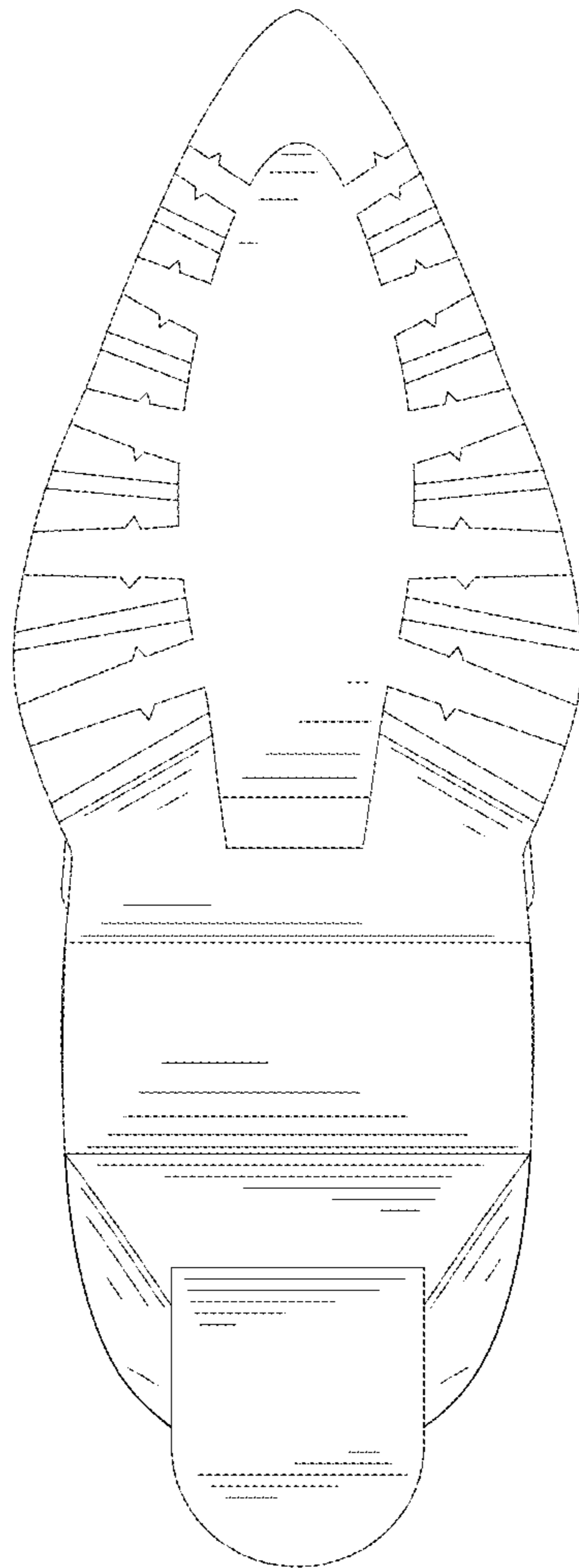


FIG. 8

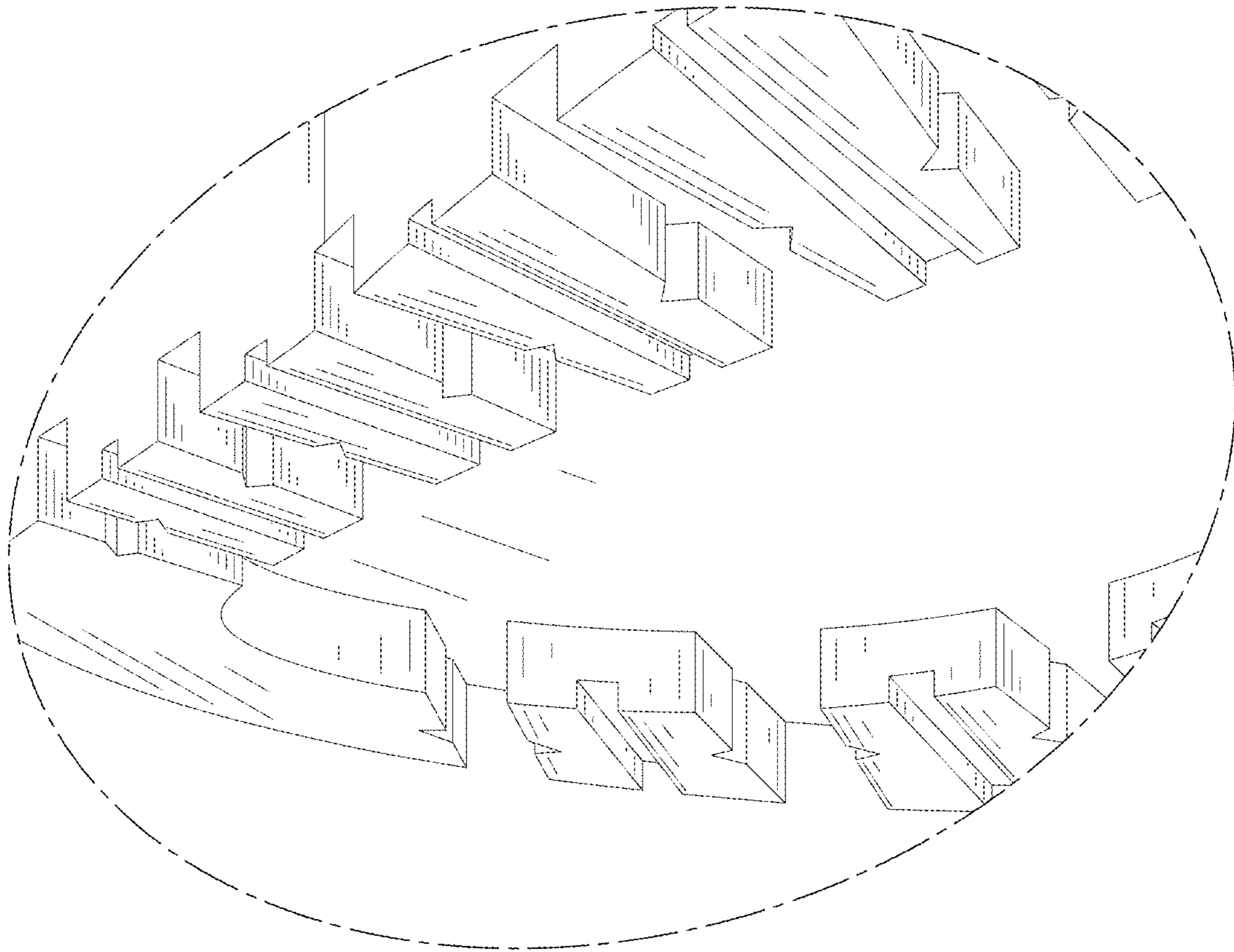


FIG. 9