



US00D970842S

(12) **United States Design Patent** (10) **Patent No.:** **US D970,842 S**
Mao (45) **Date of Patent:** **** Nov. 22, 2022**

(54) **STORAGE RACK**
(71) Applicant: **Hui Mao**, Zhejiang (CN)
(72) Inventor: **Hui Mao**, Zhejiang (CN)
(**) Term: **15 Years**
(21) Appl. No.: **29/846,393**
(22) Filed: **Jul. 15, 2022**
(51) **LOC (13) Cl.** **07-05**
(52) **U.S. Cl.**
USPC **D32/55**
(58) **Field of Classification Search**
USPC D6/525; D32/55-59
CPC A47L 19/00; A47L 19/02; A47L 17/00;
A47L 17/04; A47L 17/20; A47J 2201/00;
A47J 47/00; B65D 35/02
See application file for complete search history.

D914,312 S * 3/2021 Cheng D32/55
D916,412 S * 4/2021 Moody Fear D32/55
D921,404 S 6/2021 Kurlander
D938,684 S * 12/2021 Zhang D32/55
2021/0186302 A1* 6/2021 Aparri A47L 19/02

FOREIGN PATENT DOCUMENTS

GB 6219959 * 7/2022

* cited by examiner

Primary Examiner — Kevin K Rudzinski
Assistant Examiner — Richard E Yenchesky

(57) **CLAIM**

The ornamental design for a storage rack, as shown and described.

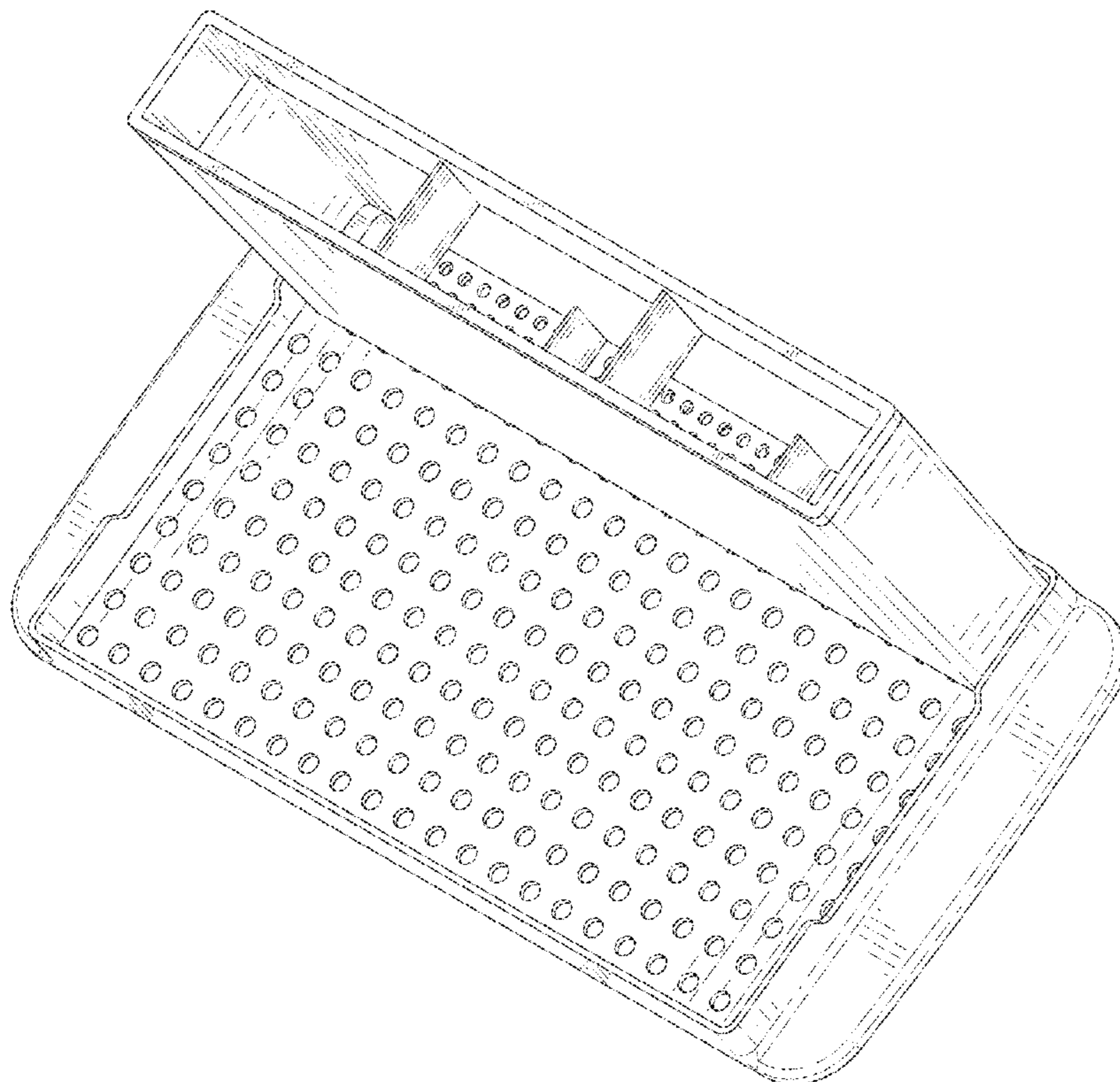
DESCRIPTION

FIG. 1 is a front and top perspective view of a storage rack, showing my new design;
FIG. 2 is a rear and bottom perspective view thereof;
FIG. 3 is a front elevation view thereof;
FIG. 4 is a rear elevation view thereof;
FIG. 5 is a left side elevation view thereof;
FIG. 6 is a right side elevation view thereof;
FIG. 7 is a top plan view thereof; and,
FIG. 8 is a bottom plan view thereof.
The broken lines in the figures illustrate portions of the storage rack that form no part of the claimed design.

(56) **References Cited**
U.S. PATENT DOCUMENTS

D490,198 S * 5/2004 Jerstroem D32/55
D599,519 S * 9/2009 Cohen D32/58
D677,443 S * 3/2013 Urdaneta D32/55
D796,763 S * 9/2017 Reches D32/55
D814,730 S * 4/2018 Cooper D32/55
D819,391 S * 6/2018 Efler D7/359
10,455,805 B2 * 10/2019 Robbins A01K 1/0114
D882,899 S * 4/2020 Evans D32/55
D894,501 S * 8/2020 Roost D30/133
D897,063 S * 9/2020 Green D32/55

1 Claim, 8 Drawing Sheets



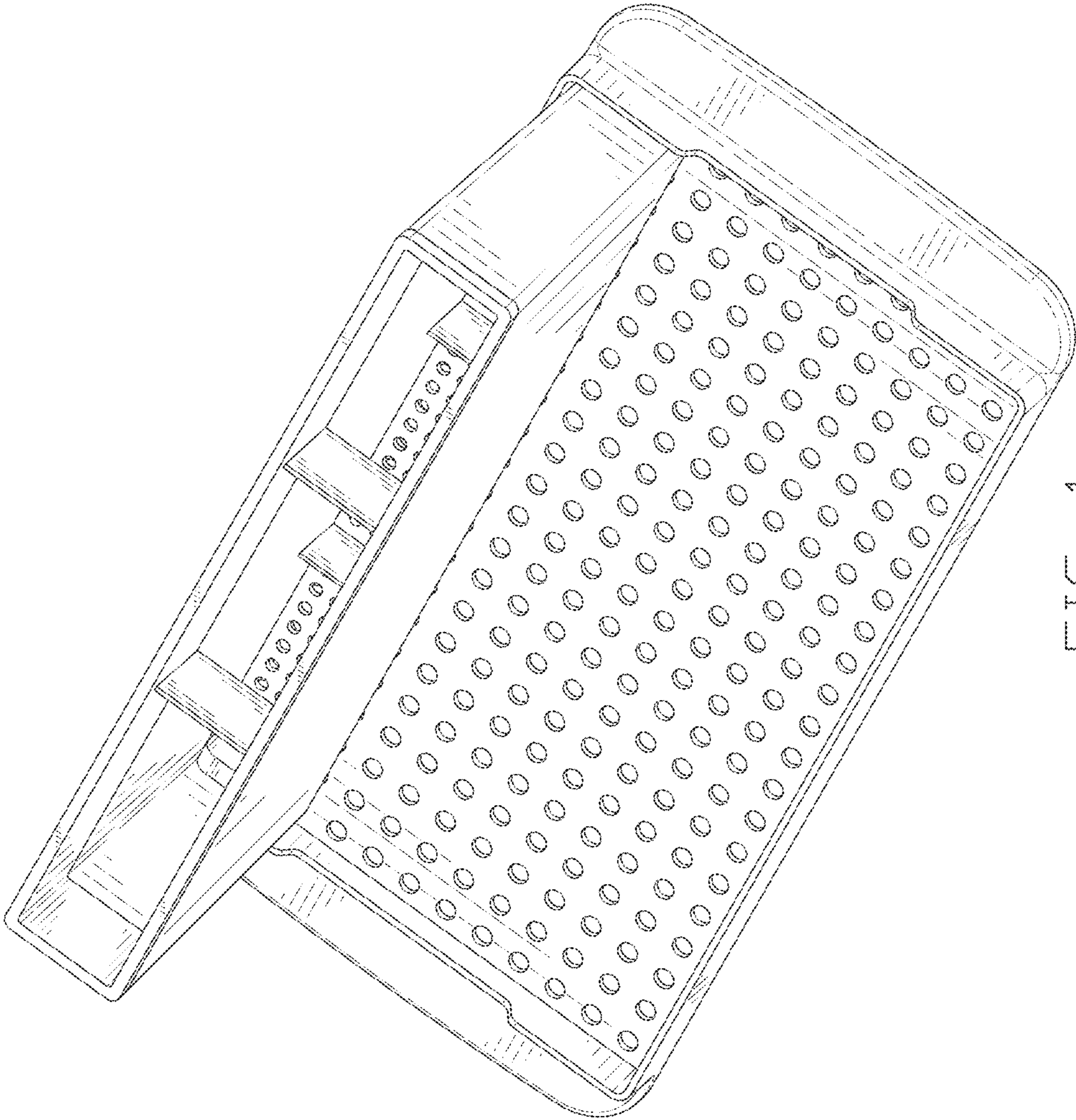


FIG. 1

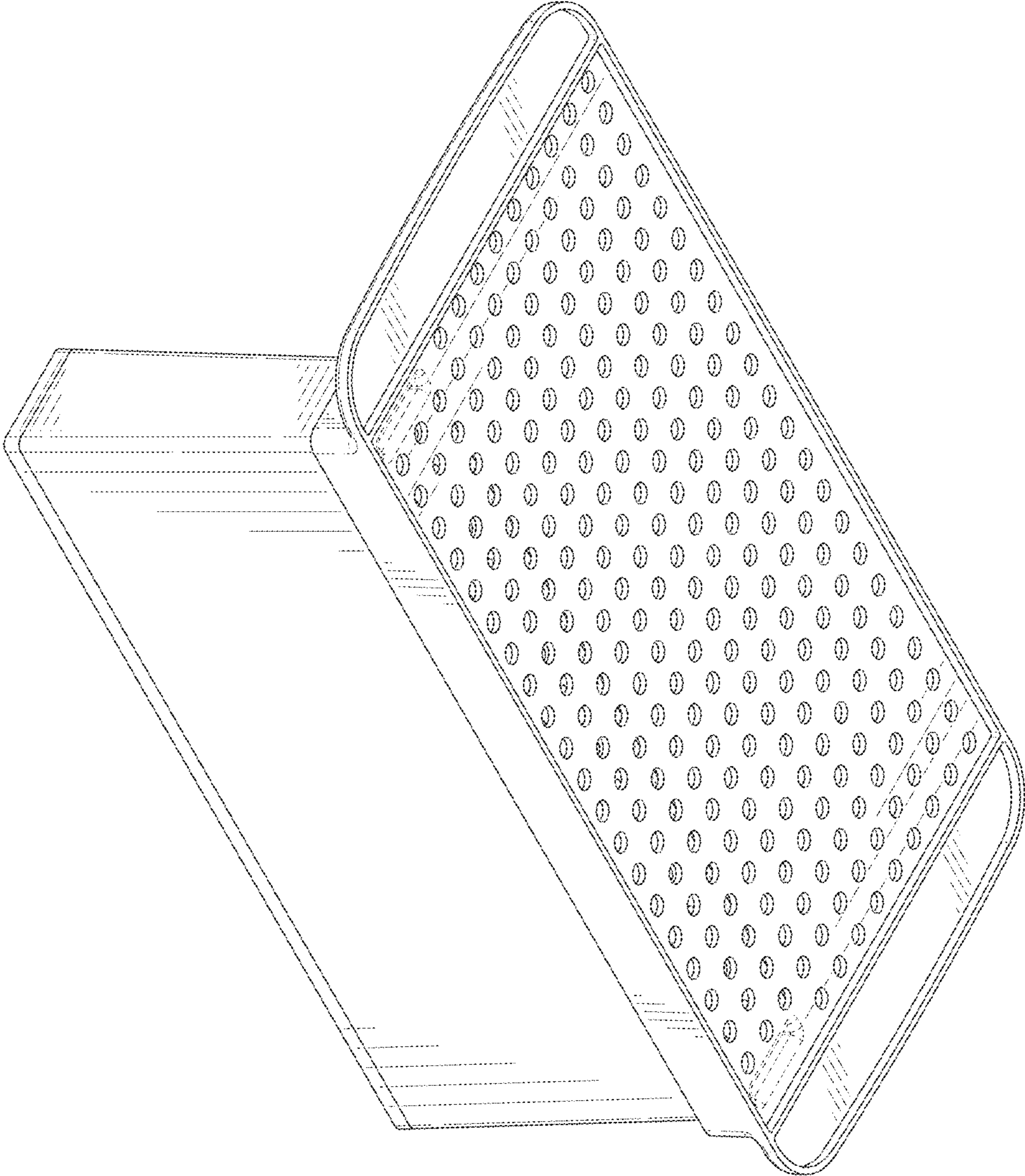


FIG. 2




FIG. 3




FIG. 4




FIG. 5




FIG. 6




FIG. 7




FIG. 8