



US00D970816S

(12) **United States Design Patent** (10) **Patent No.:** **US D970,816 S**  
**Mao et al.** (45) **Date of Patent:** **\*\* Nov. 22, 2022**

(54) **HAIR CLIPPER**  
(71) Applicant: **WAHL CLIPPER CORPORATION**,  
Sterling, IL (US)  
(72) Inventors: **Dingxing Mao**, Zhejiang (CN); **Ryan Smith**, Dixon, IL (US); **George William Gassman**, Dunlap, IL (US)  
(73) Assignee: **WAHL CLIPPER CORPORATION**,  
Sterling, IL (US)  
(\*\*) Term: **15 Years**  
(21) Appl. No.: **29/766,542**  
(22) Filed: **Jan. 15, 2021**  
(51) **LOC (13) Cl.** ..... **28-03**  
(52) **U.S. Cl.**  
USPC ..... **D28/53**  
(58) **Field of Classification Search**  
USPC ..... D28/49-54; D30/158-159  
CPC ..... B26B 19/00; B26B 19/04; B26B 19/06;  
B26B 19/10; B26B 19/18; B26B 19/38;  
B26B 19/20; B26B 19/28; B26B 19/30;  
B26B 19/3873; B26B 19/3853  
See application file for complete search history.

D866,859 S \* 11/2019 Chen ..... D28/53  
D905,909 S \* 12/2020 Wang ..... D28/53  
D908,962 S \* 1/2021 Tran ..... D28/51  
D942,082 S \* 1/2022 Goeder ..... D28/53  
D946,827 S \* 3/2022 Hunt ..... D28/53  
D955,049 S \* 6/2022 Tran ..... D28/51

**OTHER PUBLICATIONS**

Wahl Clipper Rechargeable Cordless Haircutting, first available on Jan. 1, 2018 on amazon.com, retrieved from: [https://www.amazon.com/Rechargeable-Cordless-Haircutting-79434-Grooming/dp/B07993PCW4/ref=sr\\_1\\_58\\_sspa?crd=WQETFCMUZF8K&keywords=wahl+hair+clipper&qid=1657729303&sprefix=wahl+hair+clipper%2Caps%2C149&sr=8-.\\*](https://www.amazon.com/Rechargeable-Cordless-Haircutting-79434-Grooming/dp/B07993PCW4/ref=sr_1_58_sspa?crd=WQETFCMUZF8K&keywords=wahl+hair+clipper&qid=1657729303&sprefix=wahl+hair+clipper%2Caps%2C149&sr=8-.*)

\* cited by examiner

*Primary Examiner* — Jennifer Rivard  
*Assistant Examiner* — Alison M Ofstun  
(74) *Attorney, Agent, or Firm* — Greer, Burns & Crain, Ltd

(57) **CLAIM**

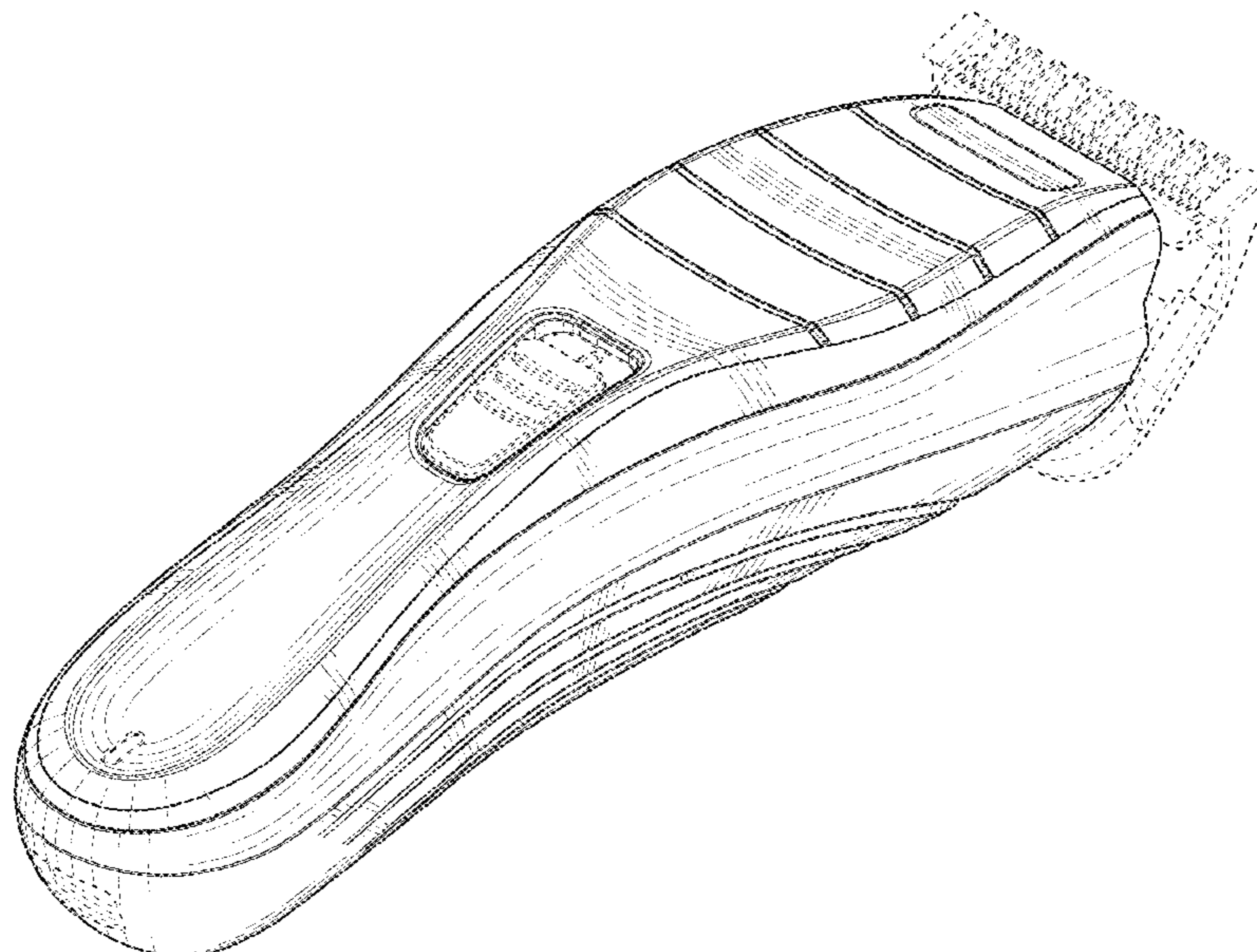
The ornamental design for a hair clipper, as shown and described.

**DESCRIPTION**

FIG. 1 is a top perspective view of a hair clipper, showing our new design;  
FIG. 2 is a left side view of the hair clipper of FIG. 1;  
FIG. 3 is a right side view of the hair clipper of FIG. 1;  
FIG. 4 is a front view of the hair clipper of FIG. 1;  
FIG. 5 is a rear view of the hair clipper of FIG. 1;  
FIG. 6 is a top view of the hair clipper of FIG. 1; and,  
FIG. 7 is a bottom view of the hair clipper of FIG. 1.  
The broken lines illustrate portions of the hair clipper and form no part of the claimed design.

**1 Claim, 4 Drawing Sheets**

(56) **References Cited**  
U.S. PATENT DOCUMENTS  
D436,692 S \* 1/2001 Larsen ..... D28/53  
D597,253 S 7/2009 Eddinger et al.  
D597,254 S 7/2009 Eddinger et al.  
D619,303 S 7/2010 Aulwes et al.  
D678,612 S 3/2013 Aulwes et al.  
D722,200 S \* 2/2015 Nitsch ..... D28/53  
D759,309 S \* 6/2016 Reuter ..... D28/53  
D777,980 S 1/2017 Moeller et al.  
D800,386 S 10/2017 Fleming et al.  
D800,965 S \* 10/2017 Aulwes ..... D28/53  
D865,292 S \* 10/2019 Peterson, Jr. .... D28/73



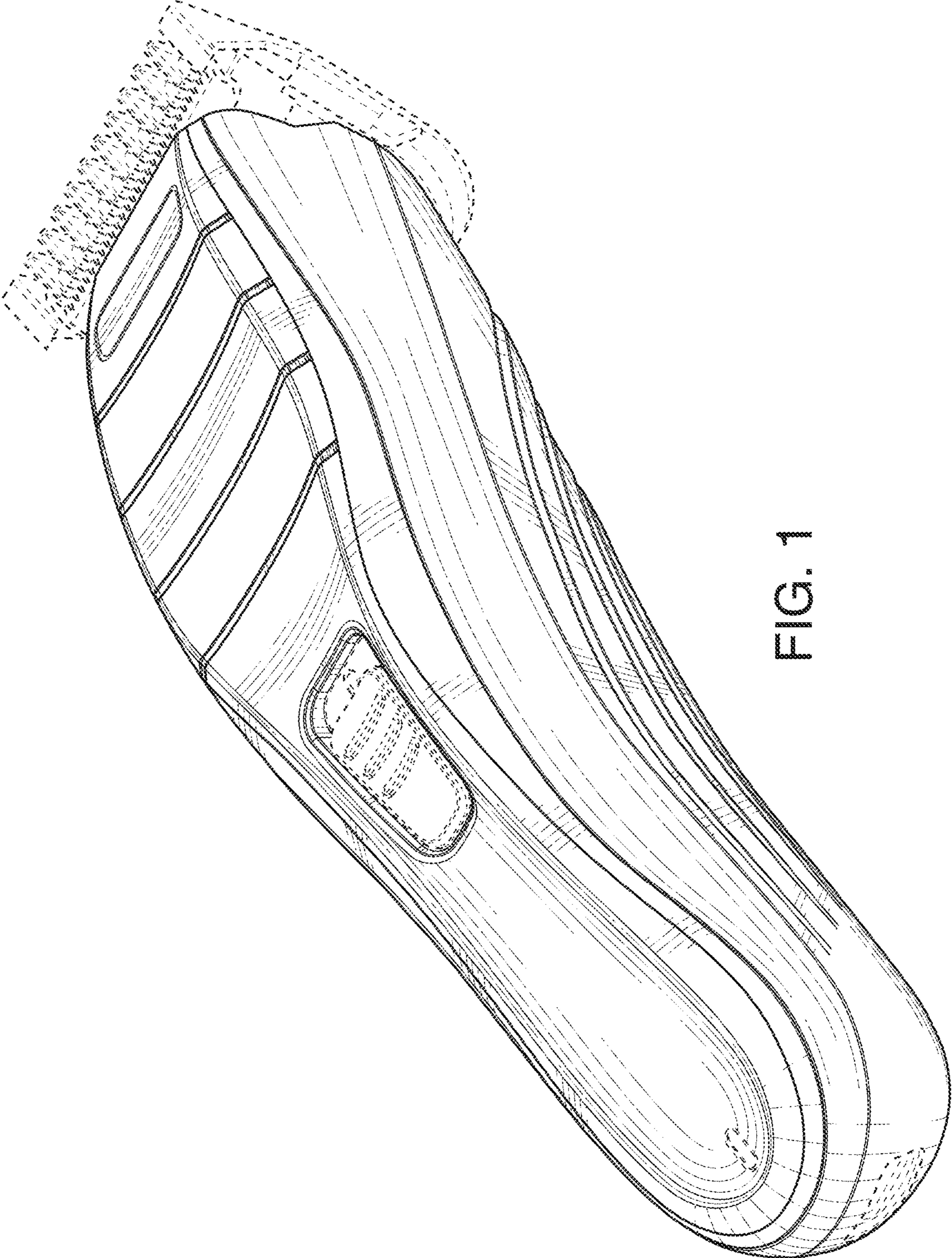


FIG. 1

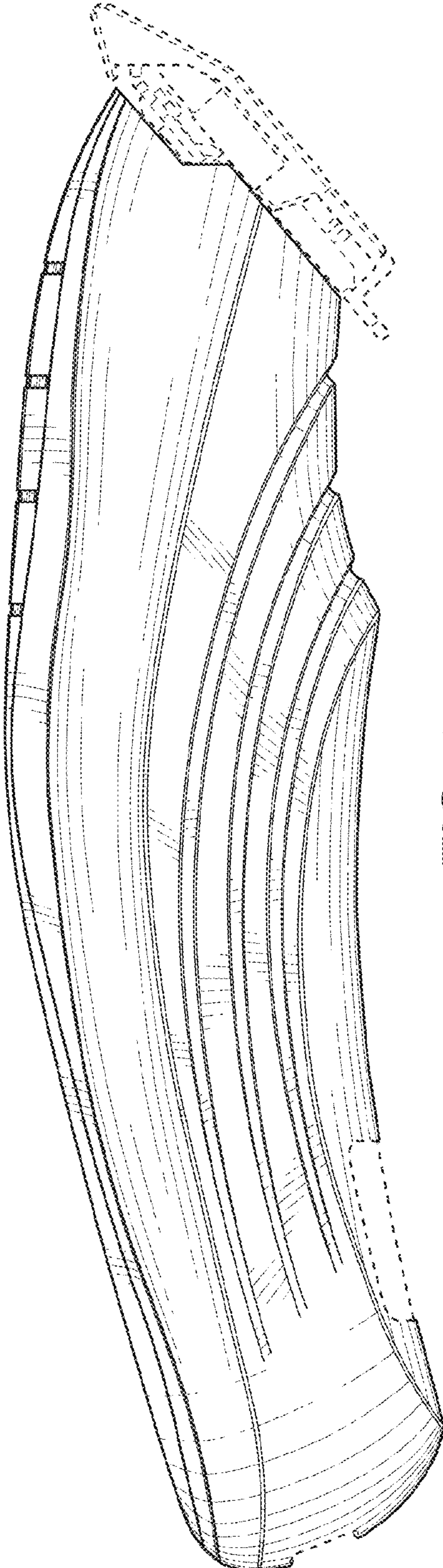


FIG. 2



FIG. 3

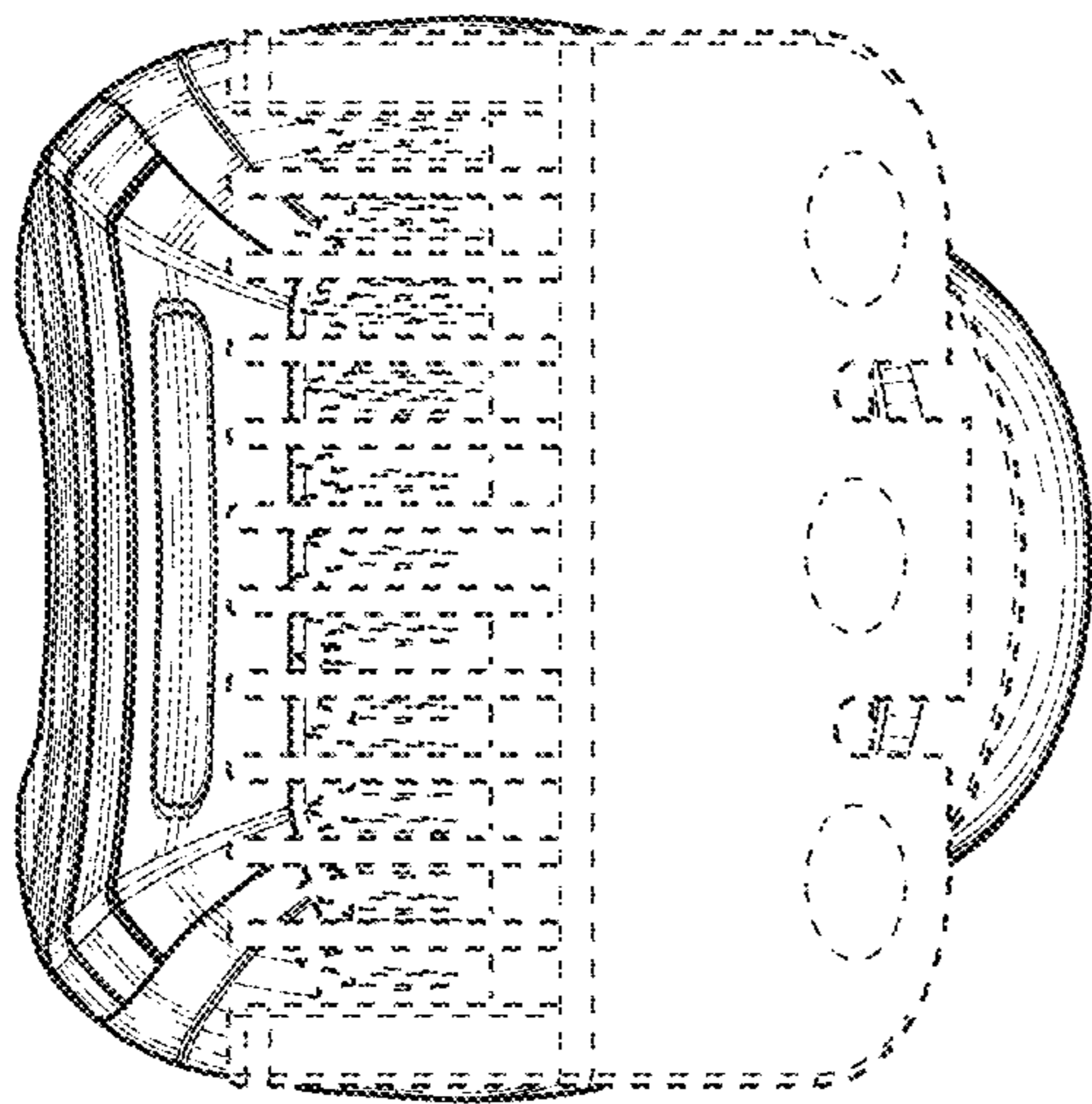


FIG. 4

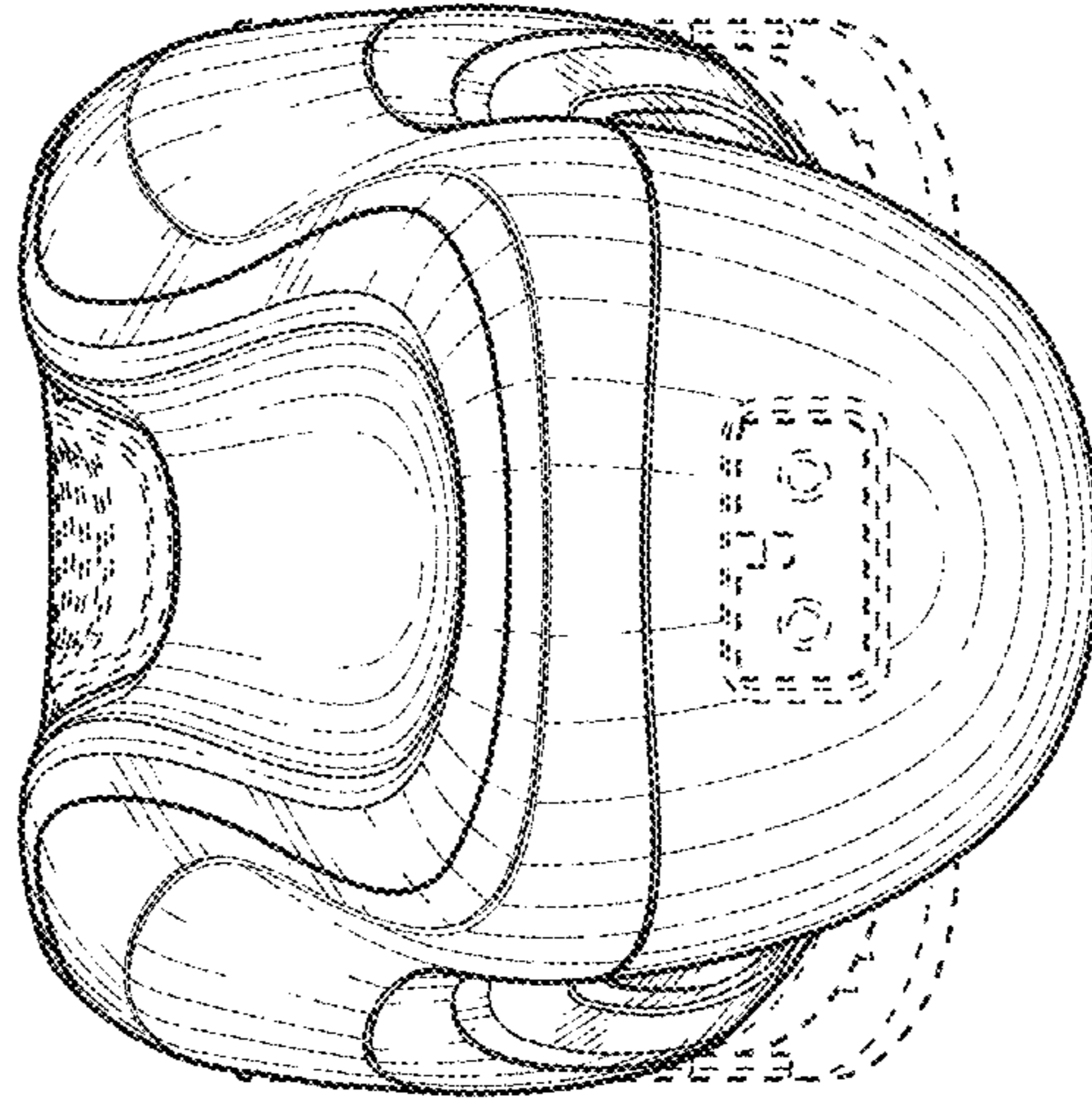


FIG. 5

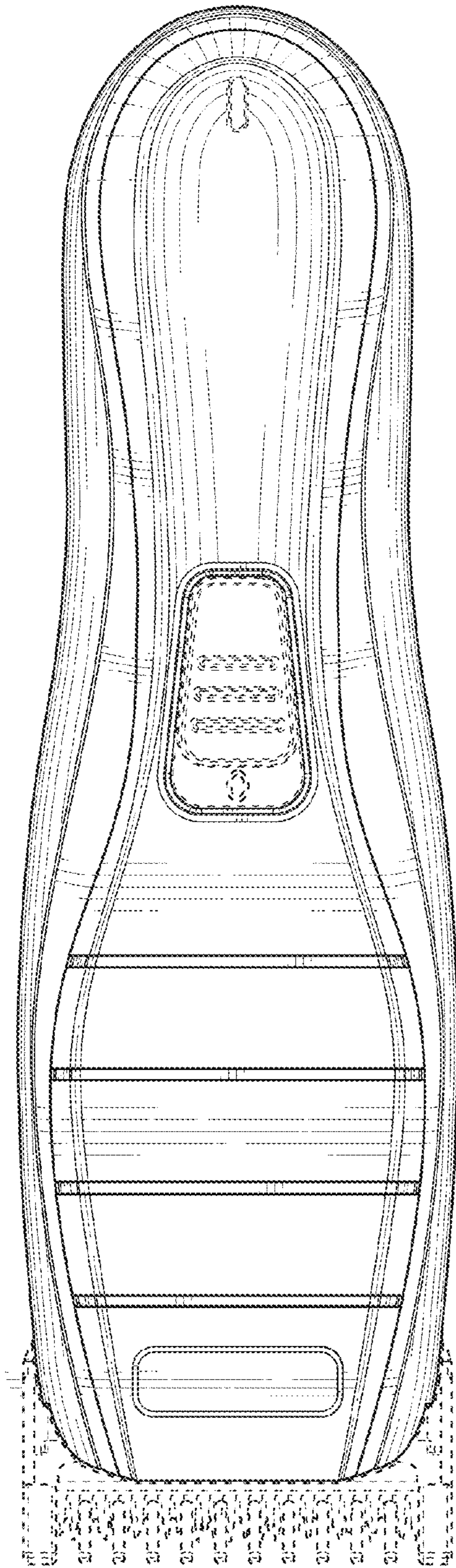


FIG. 6

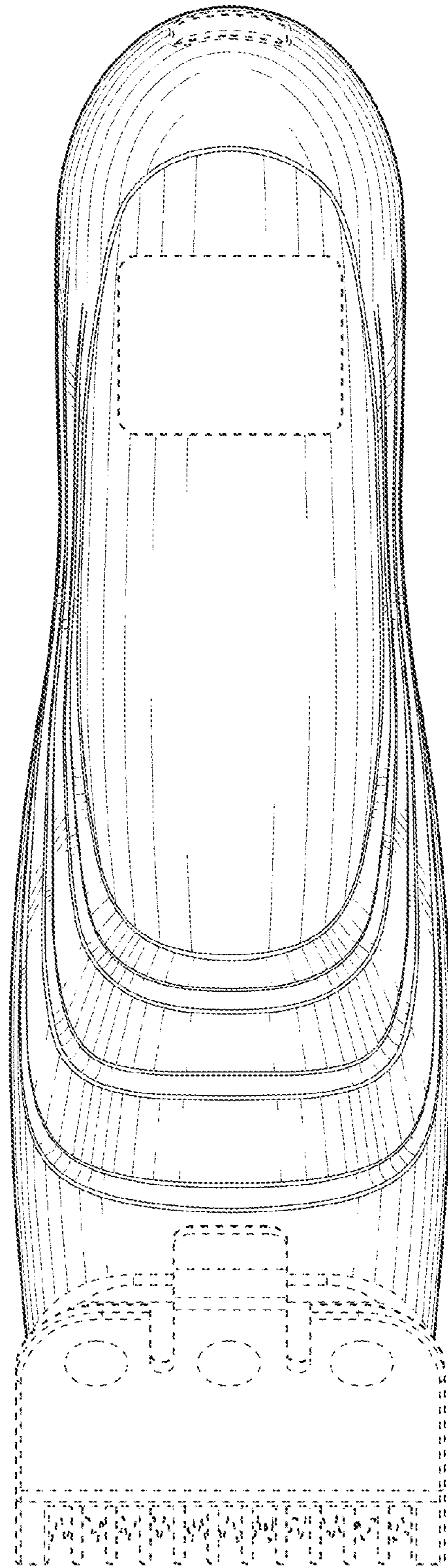


FIG. 7