



US00D970810S

(12) **United States Design Patent** (10) **Patent No.:** **US D970,810 S**  
**Huang** (45) **Date of Patent:** **\*\* Nov. 22, 2022**

(54) **HAIR STRAIGHTENER**  
(71) Applicant: **GUANGDONG CONFU ELECTRICAL APPLIANCES CO., LTD., Jieyang (CN)**  
(72) Inventor: **Mincong Huang, Jieyang (CN)**  
(73) Assignee: **GUANGDONG CONFU ELECTRICAL APPLIANCES CO., LTD., Jieyang (CN)**  
(\*\*) Term: **15 Years**  
(21) Appl. No.: **29/842,304**  
(22) Filed: **Jun. 13, 2022**  
(51) **LOC (13) Cl.** ..... **28-03**  
(52) **U.S. Cl.**  
USPC ..... **D28/35**  
(58) **Field of Classification Search**  
USPC ..... D28/35, 10, 37, 38  
CPC ..... A45D 2/00; A45D 2/001; A45D 2/002; A45D 2/02-10; A45D 2/38-42; A45D 2001/045; A45D 1/16; A45D 1/04; A45D 1/06-14; A45D 1/18; A45D 6/04; A45D 6/08; A45D 6/00  
See application file for complete search history.

D865,287 S \* 10/2019 Feng ..... D28/35  
D870,967 S \* 12/2019 Huang ..... D28/35  
D876,721 S \* 2/2020 Lin ..... D28/35  
D904,689 S \* 12/2020 Yang ..... D28/35  
D910,237 S \* 2/2021 Russo ..... D28/35  
D912,896 S \* 3/2021 Zhao ..... D28/35  
D913,589 S \* 3/2021 Thalmann ..... D28/35  
D942,682 S \* 2/2022 Moon ..... D28/35  
D952,942 S \* 5/2022 de Belizal ..... D28/35  
D953,639 S 5/2022 Wang

**OTHER PUBLICATIONS**

Hair Straightener and Curler By: OHJUMP found on Amazon (Sep. 10, 2022) [https://www.amazon.com/OHJUMP-Straightener-Professional-230%C2%B0F-430%C2%B0F-Iron%E2%84%B7Green%E2%84%B9/dp/B09XR4JZ59/ref=sr\\_1\\_11?crid=3K63VT43V2455&keywords=hair+straightener&qid=1662480000](https://www.amazon.com/OHJUMP-Straightener-Professional-230%C2%B0F-430%C2%B0F-Iron%E2%84%B7Green%E2%84%B9/dp/B09XR4JZ59/ref=sr_1_11?crid=3K63VT43V2455&keywords=hair+straightener&qid=1662480000) (Jun. 6, 2022).\*

\* cited by examiner

*Primary Examiner* — Rebecca Tsehaye

(57) **CLAIM**


The ornamental design for a hair straightener, as shown and described.

**DESCRIPTION**

FIG. 1 is a perspective view of a hair straightener showing my new design;  
FIG. 2 is another perspective view thereof;  
FIG. 3 is a front elevational view thereof;  
FIG. 4 is a rear elevational view thereof;  
FIG. 5 is a left side elevational view thereof;  
FIG. 6 is a right side elevational view thereof;  
FIG. 7 is a top plan view thereof;  
FIG. 8 is a bottom plan view thereof; and,  
FIG. 9 is a perspective view of the hair straightener where the hair straightener is in an open state.  
The broken lines in the drawings depict portions of the hair straightener that form no part of the claimed design.

**1 Claim, 9 Drawing Sheets**

(56) **References Cited**  
U.S. PATENT DOCUMENTS  
D627,925 S \* 11/2010 Nenadich ..... D28/35  
D649,288 S \* 11/2011 Koehler ..... D28/35  
D650,941 S \* 12/2011 Sidebotham ..... D28/35  
D654,619 S \* 2/2012 Julemont ..... D28/10  
D716,496 S \* 10/2014 Fung ..... D28/35  
D716,497 S \* 10/2014 Renault ..... D28/35  
D825,848 S \* 8/2018 Brady ..... D28/35  
D838,039 S 1/2019 Zhou  
D838,907 S \* 1/2019 Bates ..... D28/35  
10,258,132 B2 \* 4/2019 Leung ..... A45D 1/04  
D850,002 S \* 5/2019 Bates ..... D28/35



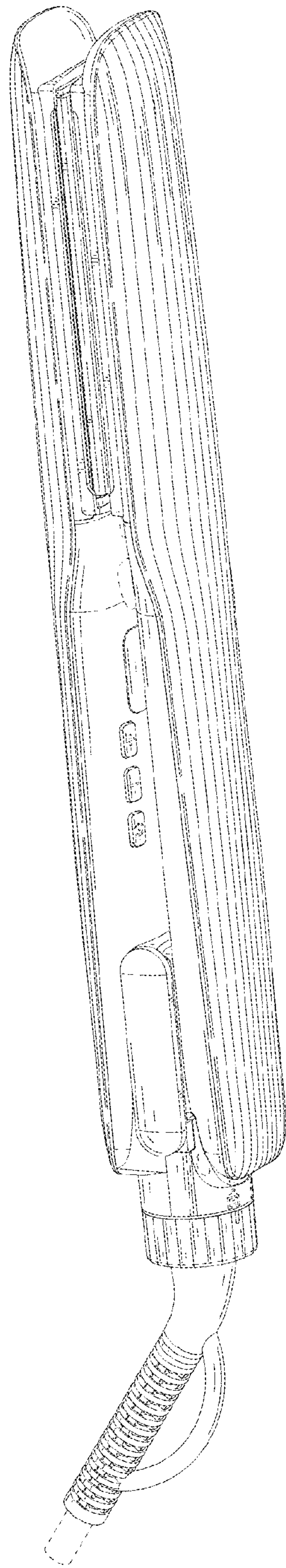


FIG. 1

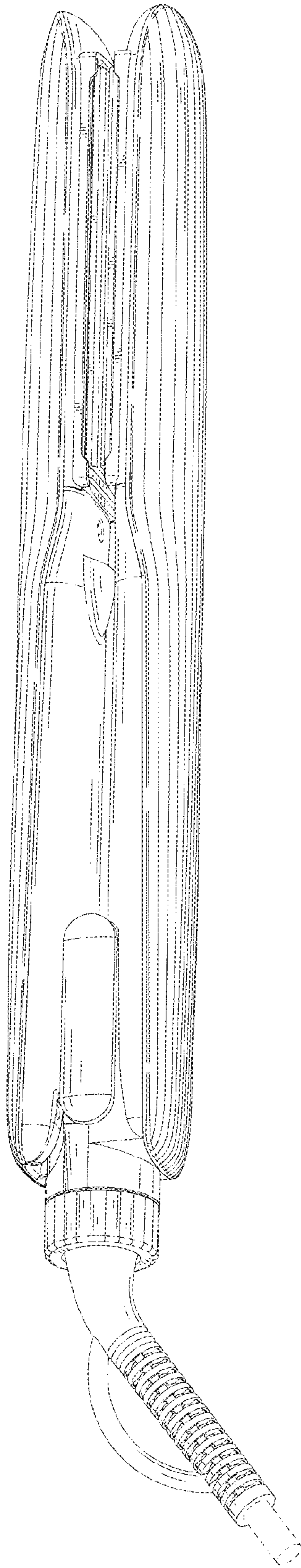


FIG. 2

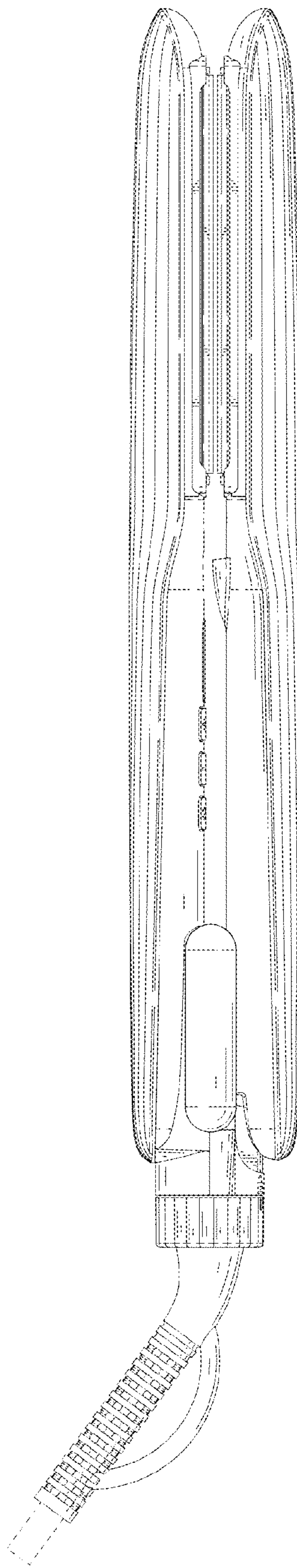


FIG. 3



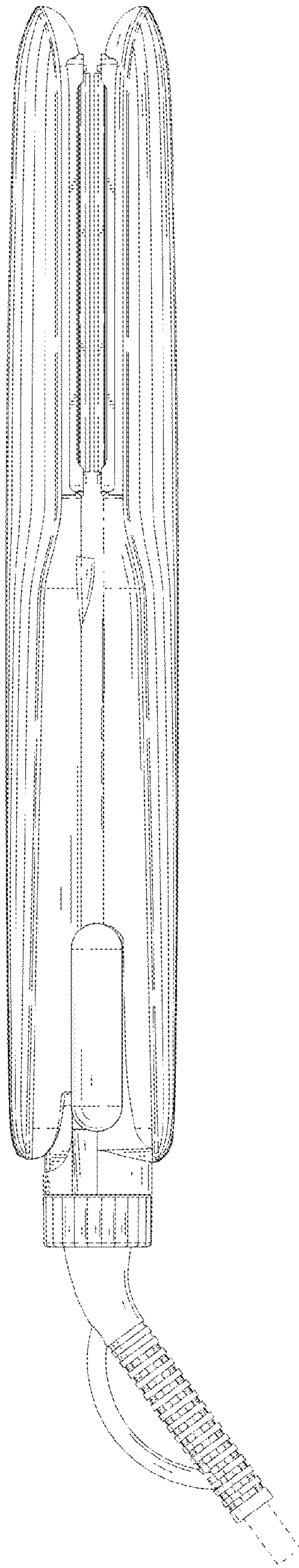


FIG. 4

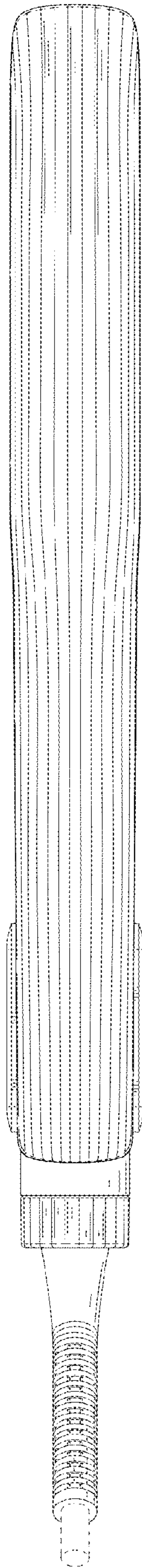


FIG. 5

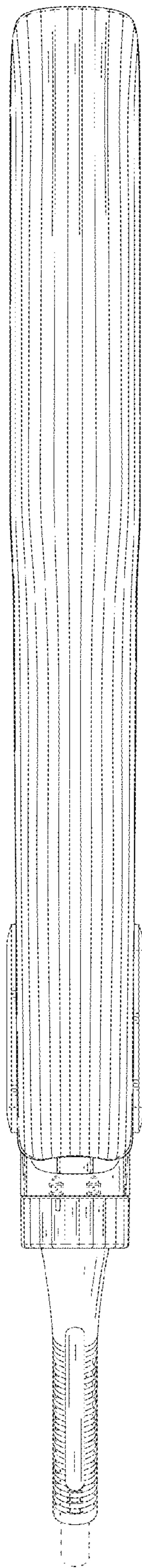


FIG. 6

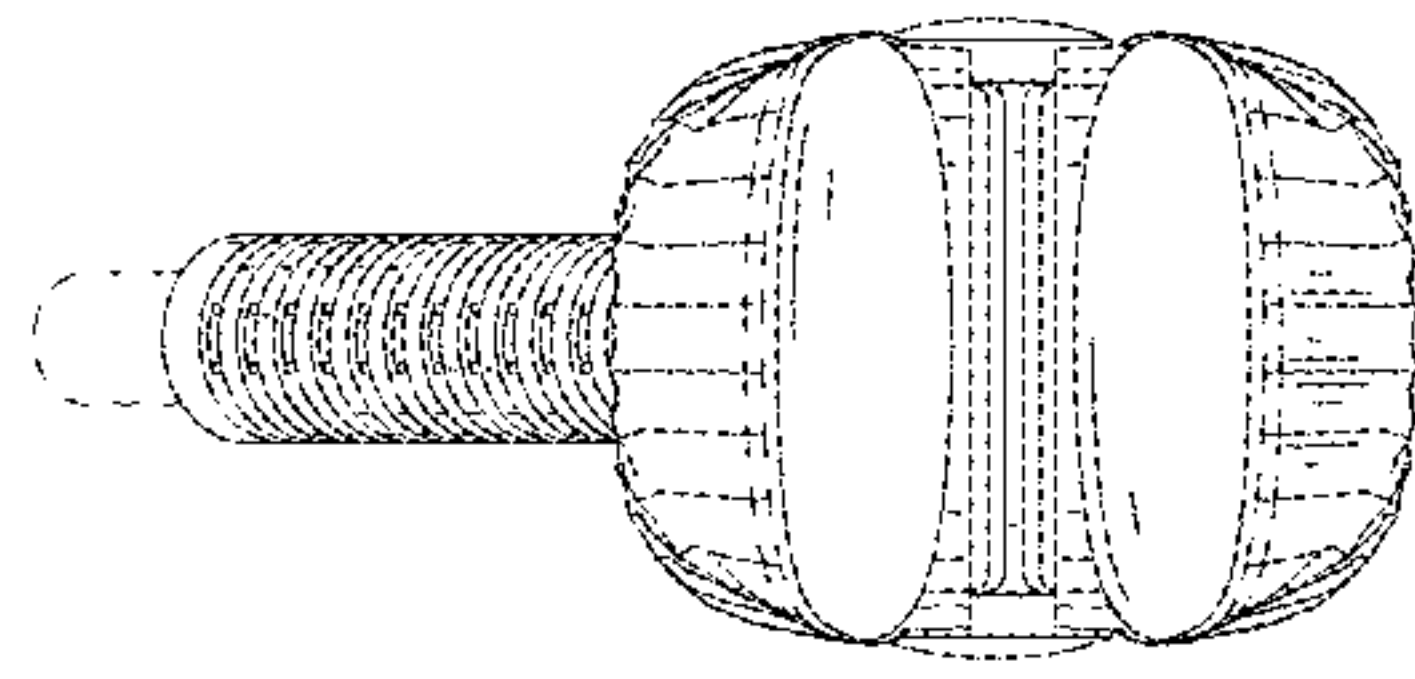


FIG. 7



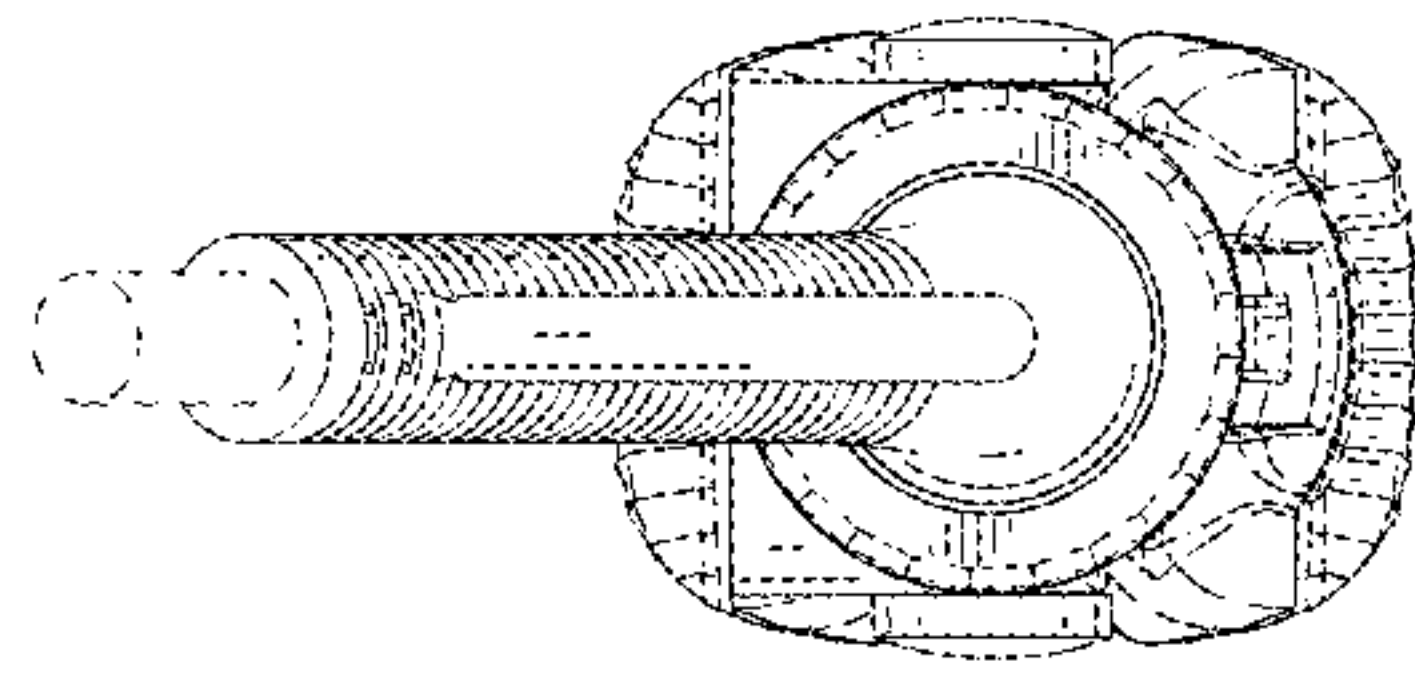


FIG. 8

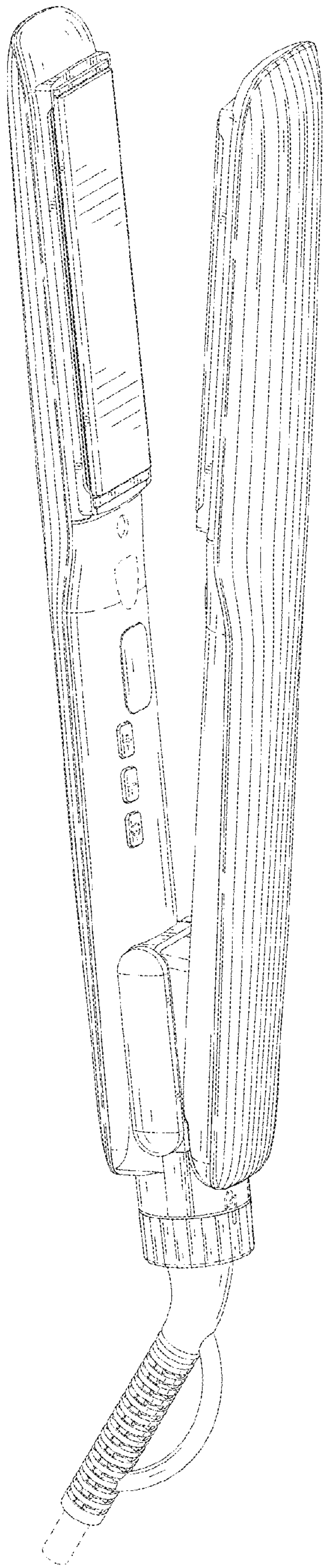


FIG. 9