



US00D970807S

(12) **United States Design Patent**
Miller et al.

(10) **Patent No.: US D970,807 S**

(45) **Date of Patent: ** Nov. 22, 2022**

(54) **EYEMASK**

FOREIGN PATENT DOCUMENTS

(71) Applicants: **Eleonora Miller**, Jersey City, NJ (US);
Irwin Jay Miller, Jersey City, NJ (US)

KR 300628059.0000 * 1/2012
KR 300761111.0000 * 9/2014

(72) Inventors: **Eleonora Miller**, Jersey City, NJ (US);
Irwin Jay Miller, Jersey City, NJ (US)

OTHER PUBLICATIONS

(**) Term: **15 Years**

Skyn Iceland Hydro Cool . . . [online]; [review published to the internet on Apr. 9, 2016]; [retrieved from the internet on Jul. 21, 2022]; URL: <https://www.amazon.com/skyn-ICELAND-Hydro-Firming-count/dp/B004FH8NAS/> (11 pages). (Year: 2016).*

(21) Appl. No.: **29/652,983**

(Continued)

(22) Filed: **Feb. 1, 2021**

(51) **LOC (13) Cl.** **28-03**

Primary Examiner — Jasmine Mlinarcik

(52) **U.S. Cl.**

Assistant Examiner — Victoria A Rielly

USPC **D28/7**; D24/189

(74) *Attorney, Agent, or Firm* — Dunlap Bennett & Ludwig, PLLC

(58) **Field of Classification Search**

USPC D28/4, 5, 7, 9, 32, 41, 43; D24/120,
D24/135, 200, 206, 189, 191; D29/108,
D29/100, 101.1; D2/859

CPC . A41D 13/11; A61F 9/04; A61F 9/045; A61F
13/122; A61F 13/124; A61F 13/126;
A45D 44/00; A45D 44/002; A45D
2200/1009; A45D 2200/1018; A45D
2200/1027; A45D 40/26; A45D 40/30

(57) **CLAIM**

The ornamental design for an eyemask, as shown and described.

See application file for complete search history.

DESCRIPTION

(56) **References Cited**

FIG. 1 is a top front perspective view of the eyemask, showing our new design;

U.S. PATENT DOCUMENTS

D318,920 S	8/1991	Bruhl, Jr.	
D402,418 S	* 12/1998	Mibus	D24/189
D403,401 S	* 12/1998	Bernard	D24/126
D441,081 S	4/2001	Mueller	
D490,897 S	* 6/2004	Ruch	D24/135
D603,093 S	10/2009	Khan et al.	
D639,503 S	* 6/2011	Franklin	A45D 44/12 D28/7
D645,568 S	* 9/2011	Walker	D24/214
D653,804 S	2/2012	Roman	
D655,420 S	3/2012	Bowles	
D678,534 S	* 3/2013	Durand	D24/189
D699,897 S	* 2/2014	Lara	D29/108

FIG. 2 is a front elevation view thereof, with the rear elevation view being a mirror image thereof;

FIG. 3 is a top plan view thereof;

FIG. 4 is a bottom plan view thereof;

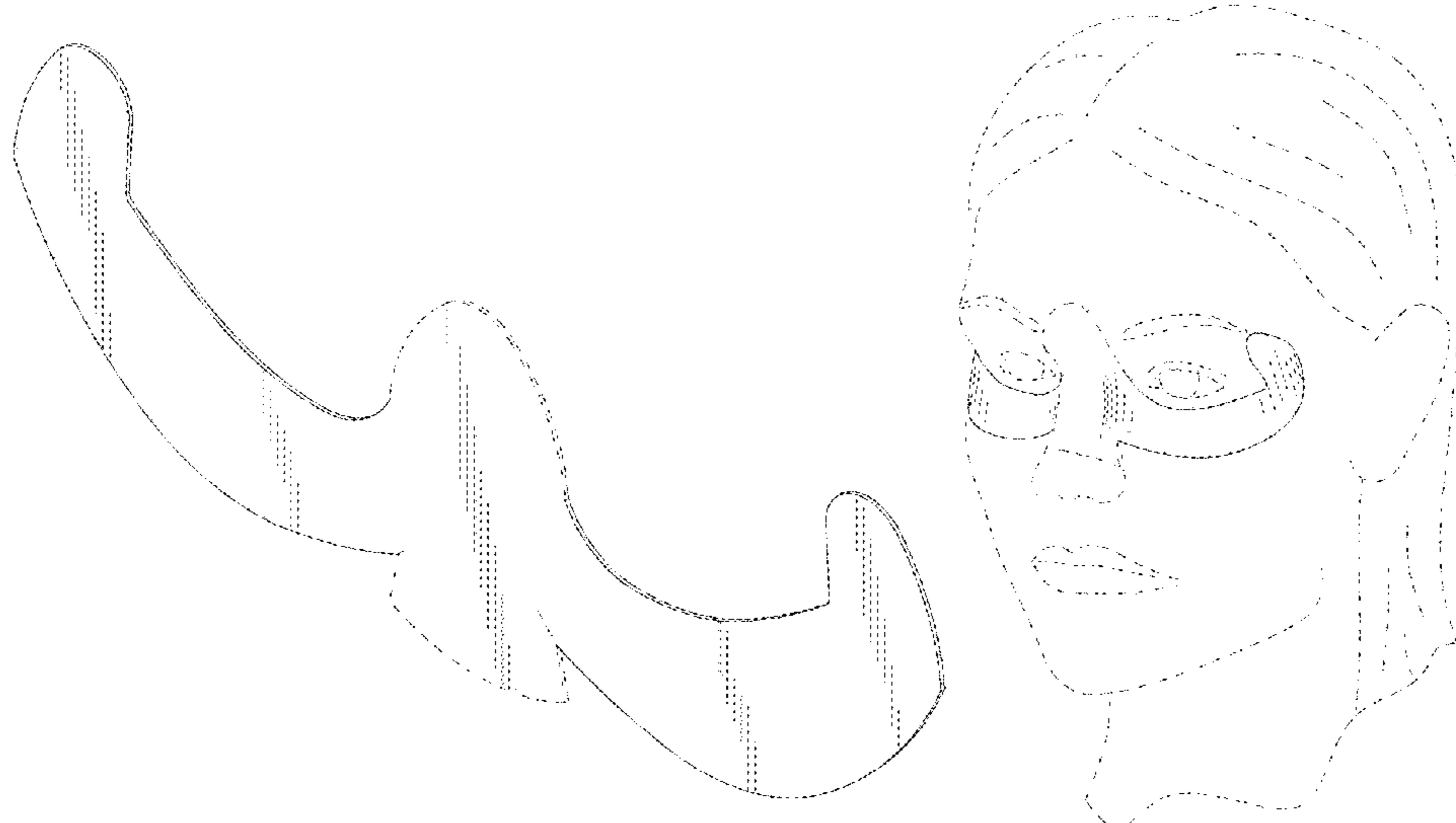
FIG. 5 is a right side elevation view thereof, with the left side elevation view being a mirror image thereof; and,

FIG. 6 is another top front perspective view thereof, showing the eyemask in use.

The edges of the eyemask defined by broken lines form no part of the claimed design. The broken line outline of the wearer's head in FIG. 6 assists to portray the eyemask in a position of use and forms no part of the claimed design.

(Continued)

1 Claim, 3 Drawing Sheets



(56)

References Cited

U.S. PATENT DOCUMENTS

8,911,416 B2 12/2014 Johnson
D781,526 S 3/2017 Caden
D797,943 S 9/2017 Long
D811,615 S * 2/2018 Lind D24/190
D814,698 S * 4/2018 Marchica D28/7
D827,925 S * 9/2018 Marchica D28/7
D876,646 S * 2/2020 Kase D24/189
D899,606 S 10/2020 Kang
D901,073 S 11/2020 Wu
D908,283 S * 1/2021 Liu D28/10
D931,469 S * 9/2021 Walton D24/189
11,253,043 B2 * 2/2022 Le A61F 9/045
D955,588 S * 6/2022 Morrow Contreras
A41C 3/144
D24/189
2006/0254608 A1 11/2006 Lam
2021/0100335 A1 * 4/2021 Cangialosi A45D 40/30

OTHER PUBLICATIONS

Lashview 100 Pairs Eye Pads . . . [online]; [review published to the internet on Dec. 8, 2021]; [retrieved from the internet on Jul. 21, 2022]; URL:<https://www.amazon.com/dp/B09BT6ZQXG/> (9 pages). (Year: 2021).*

* cited by examiner

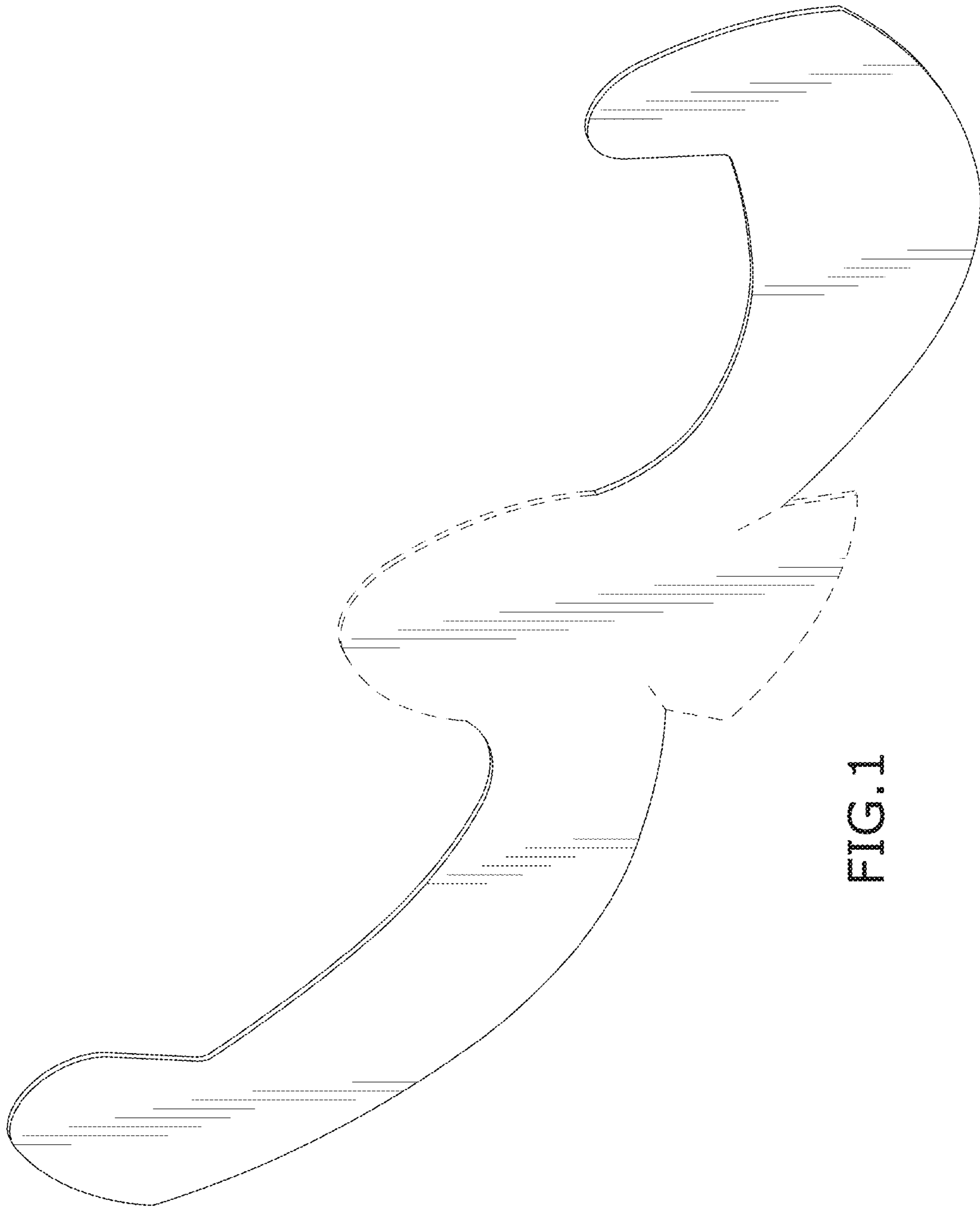


FIG. 1

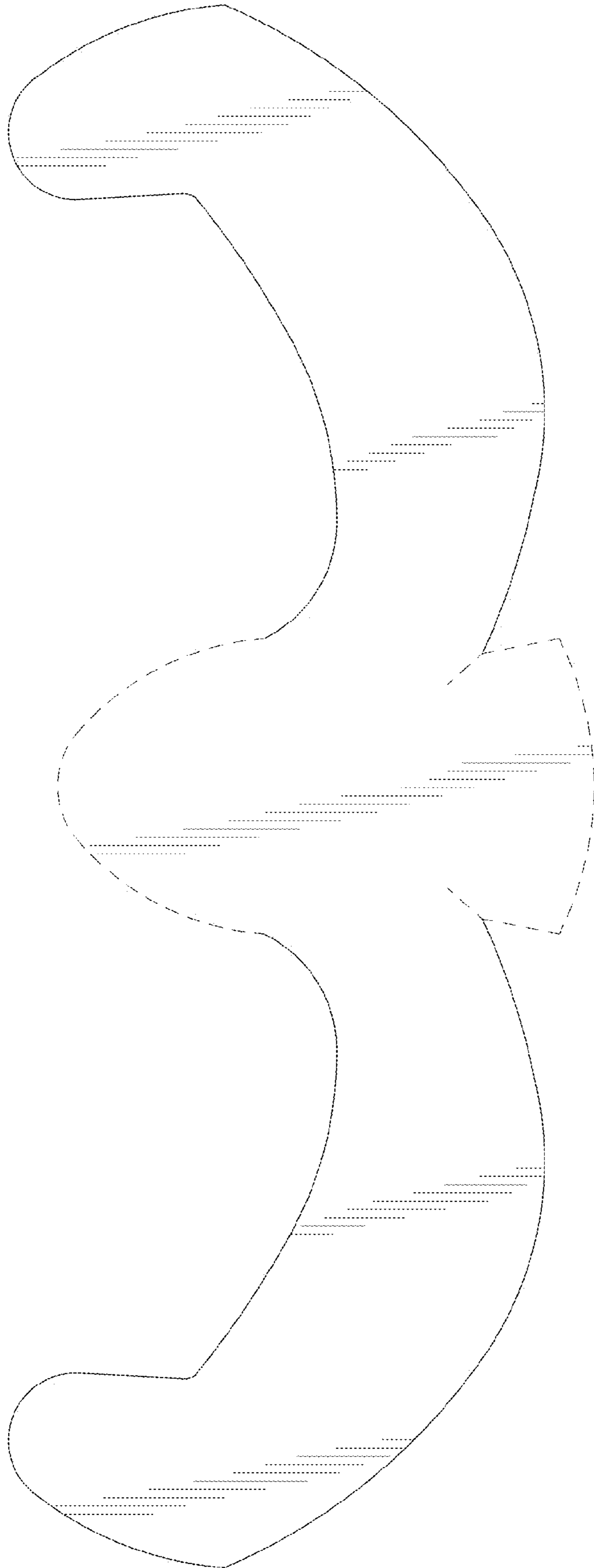


FIG. 2

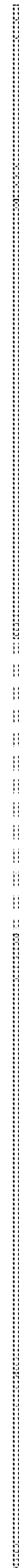


FIG. 3



FIG. 4



FIG.5




FIG.6