



US00D970773S

(12) **United States Design Patent** (10) **Patent No.:** **US D970,773 S**  
**Lin** (45) **Date of Patent:** **\*\* Nov. 22, 2022**

(54) **DECORATIVE LAMP**

(71) Applicant: **Xiafang Lin**, Fujian (CN)

(72) Inventor: **Xiafang Lin**, Fujian (CN)

(\*\*) Term: **15 Years**

(21) Appl. No.: **29/803,047**

(22) Filed: **Aug. 10, 2021**

(51) **LOC (13) Cl.** ..... **26-05**

(52) **U.S. Cl.**  
USPC ..... **D26/67; D26/73**

(58) **Field of Classification Search**  
USPC ..... **D26/63, 67, 70, 73, 85**  
CPC .... **F21S 8/03; F21S 8/033; F21S 8/036; F21S 8/081; F21S 9/035; F21S 9/037; F21W 2111/02; F21W 2111/023; F21W 2131/109**

See application file for complete search history.

(56) **References Cited**

**U.S. PATENT DOCUMENTS**

883,865	A *	4/1908	Dahn et al. ....	G09F 13/24 269/254 R
D843,637	S	3/2019	Anderson et al.	
D854,225	S	7/2019	Scholz	
D881,434	S *	4/2020	He .....	D26/101
D887,061	S *	6/2020	Li .....	D26/67
D903,173	S *	11/2020	Zhu .....	D26/41
D908,943	S *	1/2021	Huang .....	D26/68
D935,667	S *	11/2021	Dai .....	D10/116.1
D939,125	S *	12/2021	Li .....	D26/68
D940,371	S *	1/2022	Li .....	D26/68
D943,796	S *	2/2022	Li .....	D26/67
D946,193	S *	3/2022	Zhang .....	D26/67
D960,420	S *	8/2022	Qin .....	D26/67

**OTHER PUBLICATIONS**

EKQ Garden Solar Lights, ASIN: B0993ZPM6W. Available from amazon.com Jul. 10, 2021. (Year: 2021).\*

Hapjoy Outdoor Solar Light, ASIN: B092JKBBWH. Available from amazon.com Apr. 14, 2021. (Year: 2021).\*

Smiling Town Solar Moon Stake Garden Light, ASIN: B08V95NF94. Available from amazon.com Jan. 28, 2021. (Year: 2021).\*

\* cited by examiner

*Primary Examiner* — Clare E Heflin

(74) *Attorney, Agent, or Firm* — ScienBiziP, P.C.

(57) **CLAIM**

The ornamental design for a decorative lamp, as shown and described.

**DESCRIPTION**

FIG. 1 is a front, right, and top perspective view of a decorative lamp, showing my design.

FIG. 2 is a rear, left, and bottom perspective view thereof.

FIG. 3 is a front elevation view thereof.

FIG. 4 is a rear elevation view thereof.

FIG. 5 is a left side elevation view thereof.

FIG. 6 is a right side elevation view thereof.

FIG. 7 is a top plan view thereof.

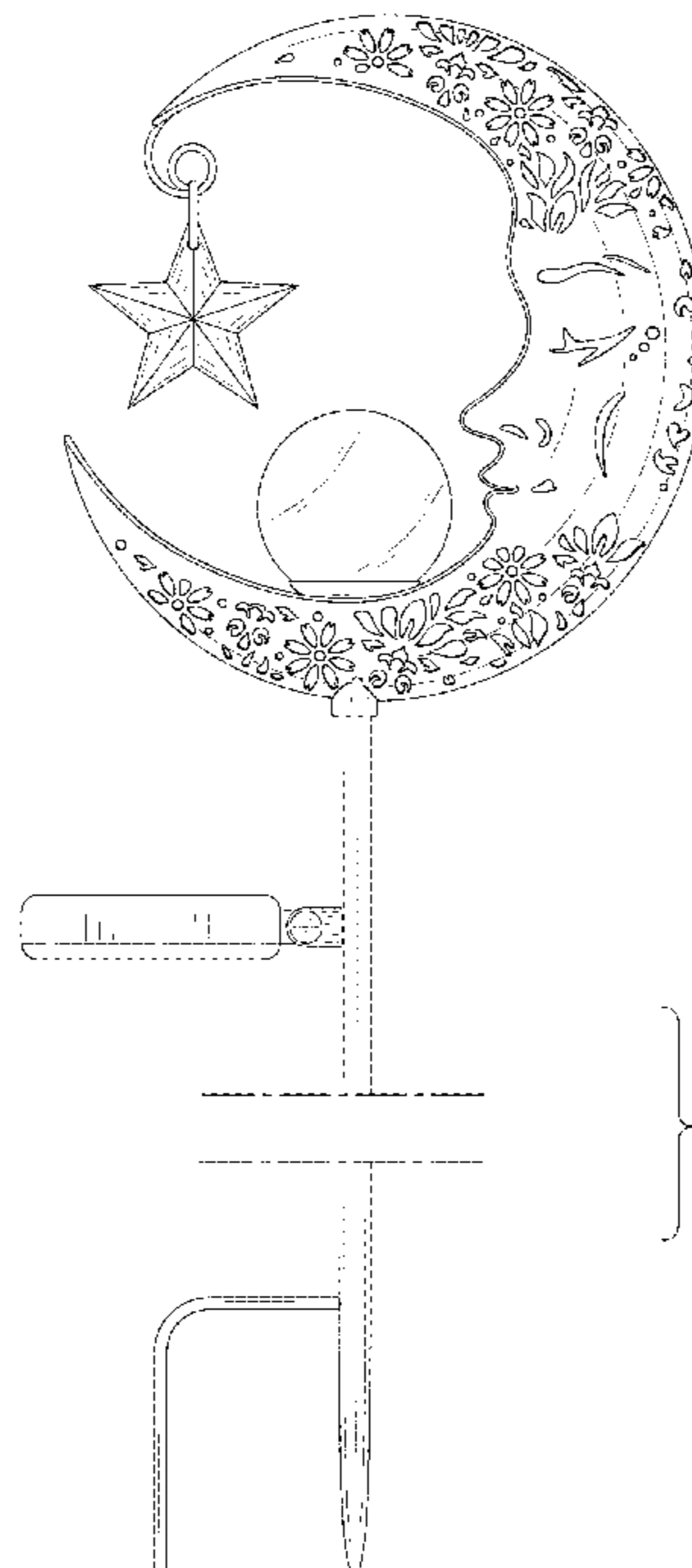
FIG. 8 is a bottom plan view thereof.

FIG. 9 is a partial enlarged view of an area labeled 9 in FIG. 1 comprising a light-emitting element; and,

FIG. 10 is a partial enlarged view of an area labeled 10 in FIG. 2 comprising at least one ornament.

The break lines shown in the drawings indicate that the appearance of any portion of the article between the break lines forms no part of the claimed design.

**1 Claim, 10 Drawing Sheets**



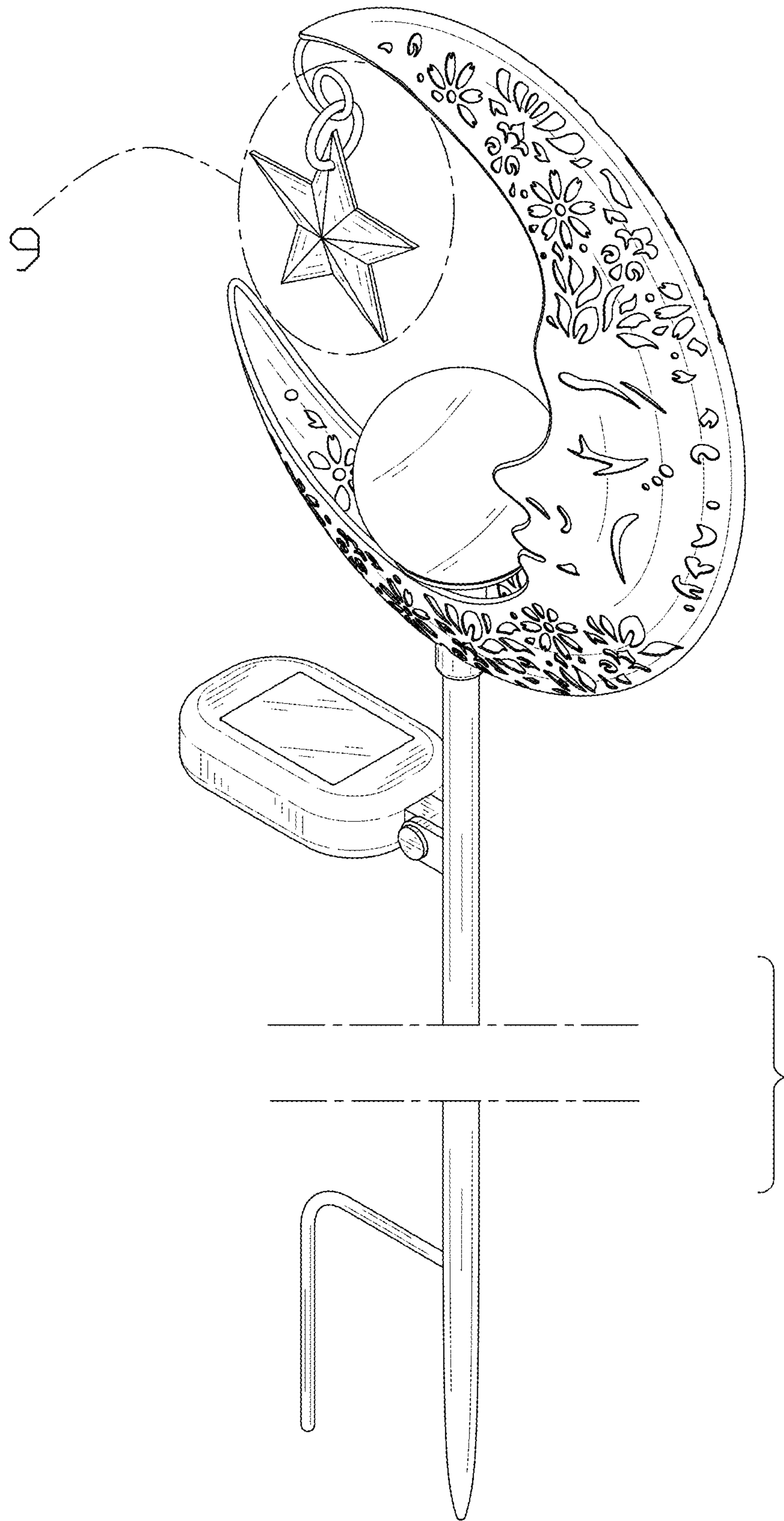


FIG. 1

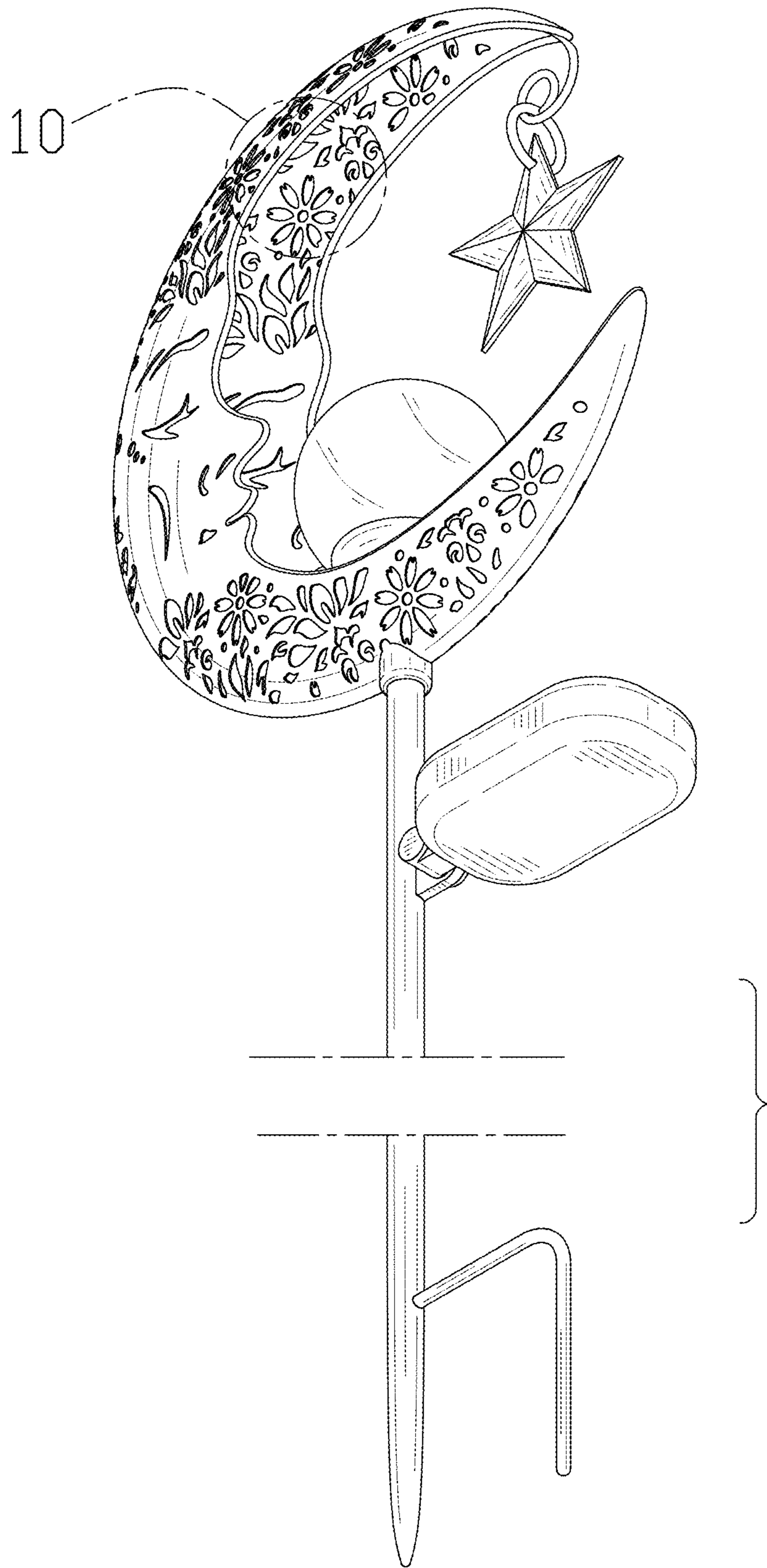


FIG. 2






FIG. 3




FIG. 4

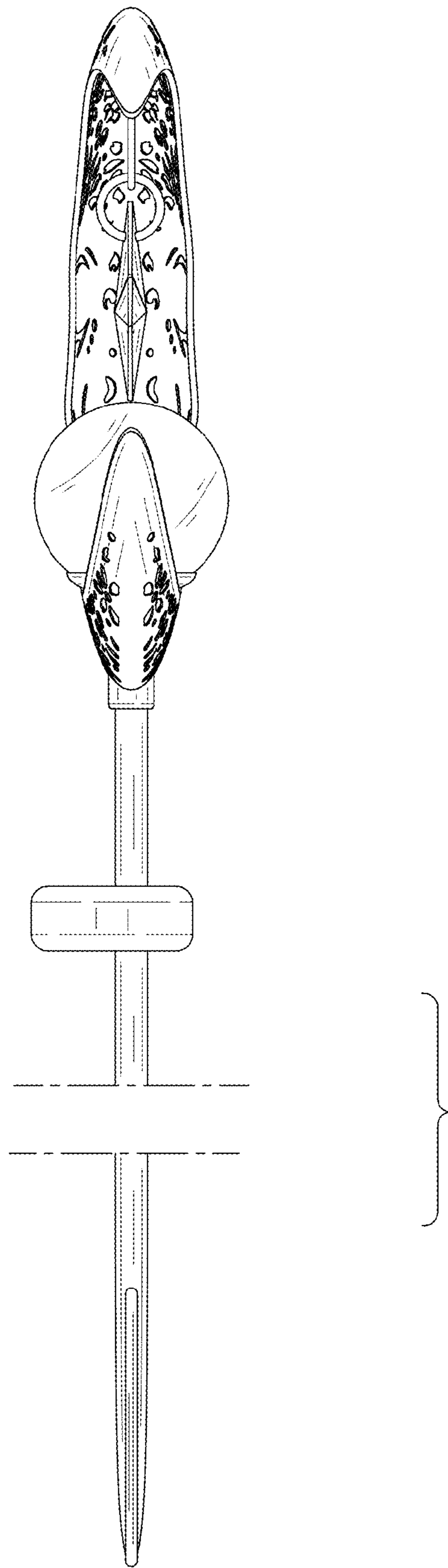


FIG. 5

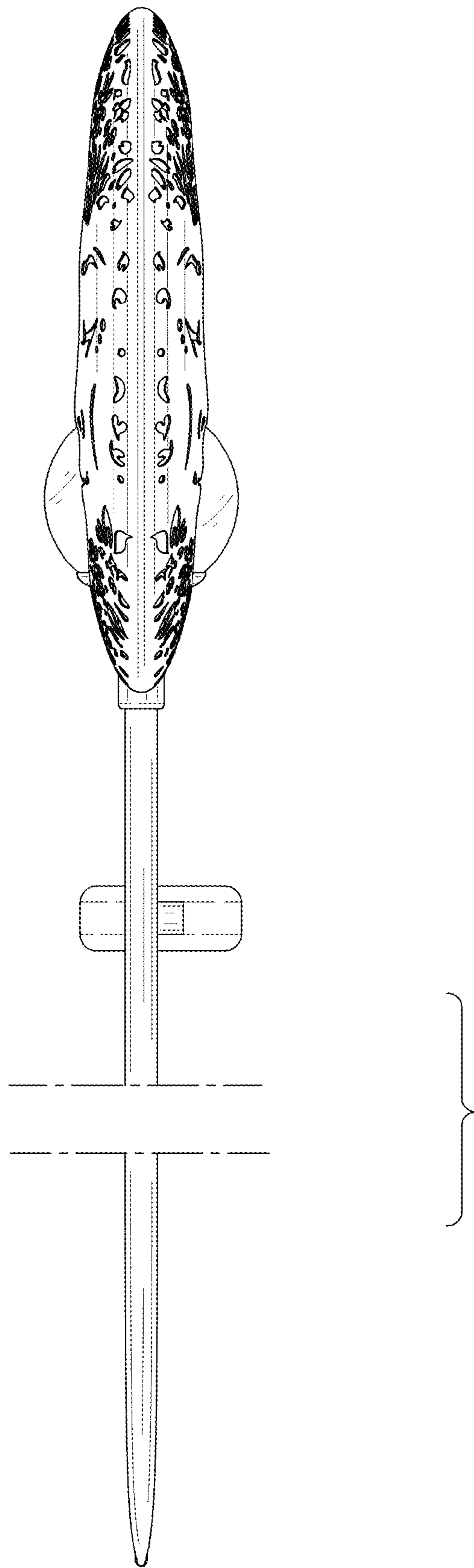


FIG. 6

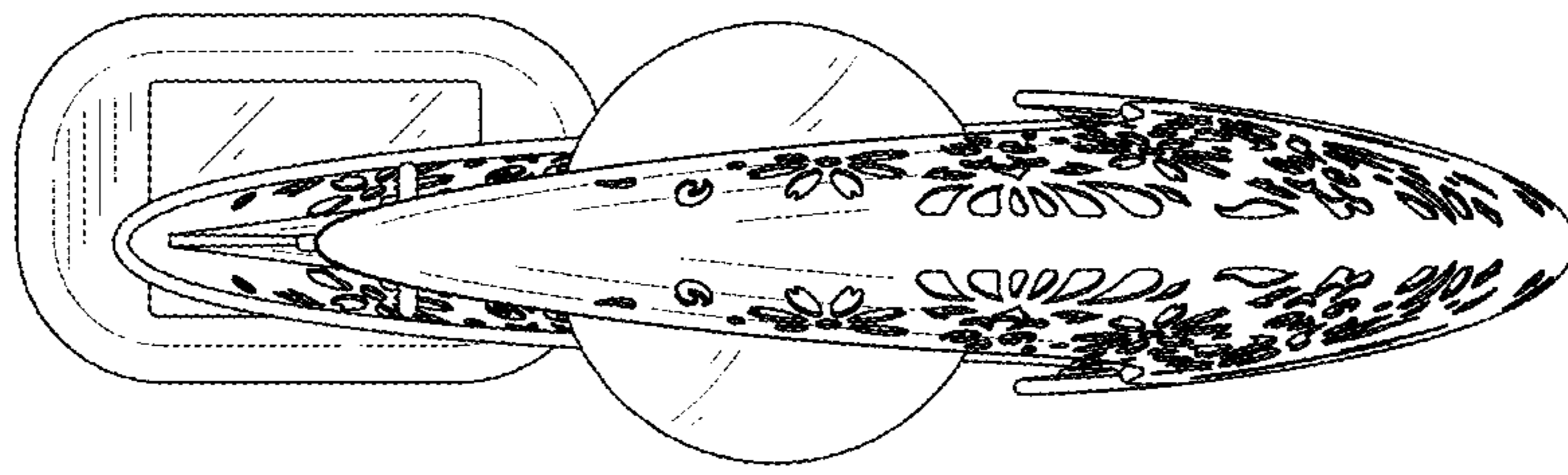


FIG. 7



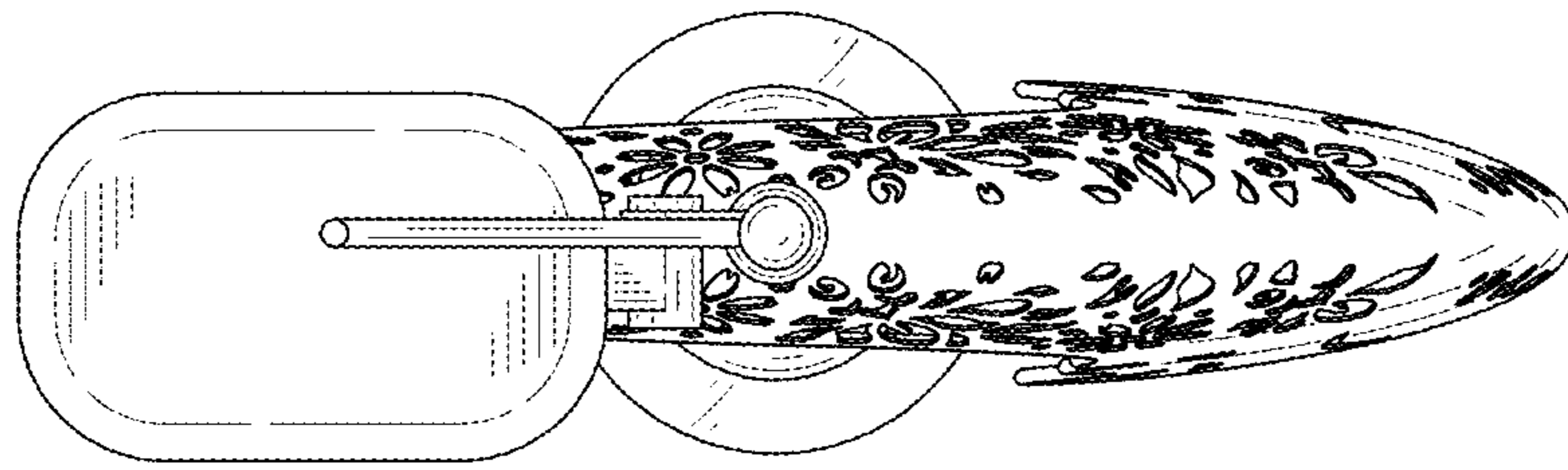


FIG. 8




FIG. 9



FIG. 10