



US00D970770S

(12) **United States Design Patent**
Wang

(10) **Patent No.:** **US D970,770 S**

(45) **Date of Patent:** **** Nov. 22, 2022**

(54) **SOLAR SENSOR LIGHT**

(71) Applicant: **Tao Wang**, Ningbo (CN)

(72) Inventor: **Tao Wang**, Ningbo (CN)

(73) Assignee: **Ningbo Energylux Optoelectronics Technology Co., Ltd**, Ningbo (CN)

(**) Term: **15 Years**

(21) Appl. No.: **29/777,354**

(22) Filed: **Apr. 6, 2021**

(51) **LOC (13) Cl.** **26-03**

(52) **U.S. Cl.**
USPC **D26/63; D26/65**

(58) **Field of Classification Search**
USPC D26/24, 51, 61, 63, 65, 72, 92, 120
CPC F21V 23/0471; F21W 2131/10; F21W
2131/107; F21W 2131/109; F21W
2131/402

See application file for complete search history.

(56) **References Cited**

U.S. PATENT DOCUMENTS

D908,262 S *	1/2021	Dai	D26/63
D914,261 S *	3/2021	Ouyang	D26/65
D922,645 S *	6/2021	Gowing	D26/63
D929,008 S *	8/2021	Singh	D26/63
D934,479 S *	10/2021	Liu	D26/63
D949,449 S *	4/2022	Zhang	D26/63
D949,450 S *	4/2022	Zhang	D26/63
D949,451 S *	4/2022	Zhang	D26/63
D950,820 S *	5/2022	Zheng	D26/63
D955,024 S *	6/2022	Wu	D26/63
D956,300 S *	6/2022	Yan	D26/65

D956,304 S *	6/2022	Liu	D26/65
D957,024 S *	7/2022	Chen	D26/63
D961,830 S *	8/2022	You	D26/65
2021/0274619 A1 *	9/2021	Bailey	H05B 47/17

FOREIGN PATENT DOCUMENTS

CN 306842318 * 9/2021

OTHER PUBLICATIONS

Menards | Patriot Lighting, posted on May 14, 2021, © 2004-2022 Menard, Inc. [online], [site visited Sep. 8, 2022]. Available from Internet, <URL: <https://www.menards.com/main/lighting-ceiling-fans/outdoor-lighting/security-lights/> (See attached NPL Document for full URL address)> (Year: 2021).*

* cited by examiner

Primary Examiner — Cary M Robinson
Assistant Examiner — Julie Marie Bailey


(57) **CLAIM**

The ornamental design for a solar sensor light, as shown and described.

DESCRIPTION

FIG. 1 is a perspective view of a solar sensor light showing my new design;
FIG. 2 is a front elevational view thereof;
FIG. 3 is a rear elevational view thereof;
FIG. 4 is a top plan view thereof;
FIG. 5 is a bottom plan view thereof;
FIG. 6 is a left side elevation view thereof; and
FIG. 7 is a right side elevation view thereof; and,
FIG. 8 is another perspective view thereof.

1 Claim, 8 Drawing Sheets



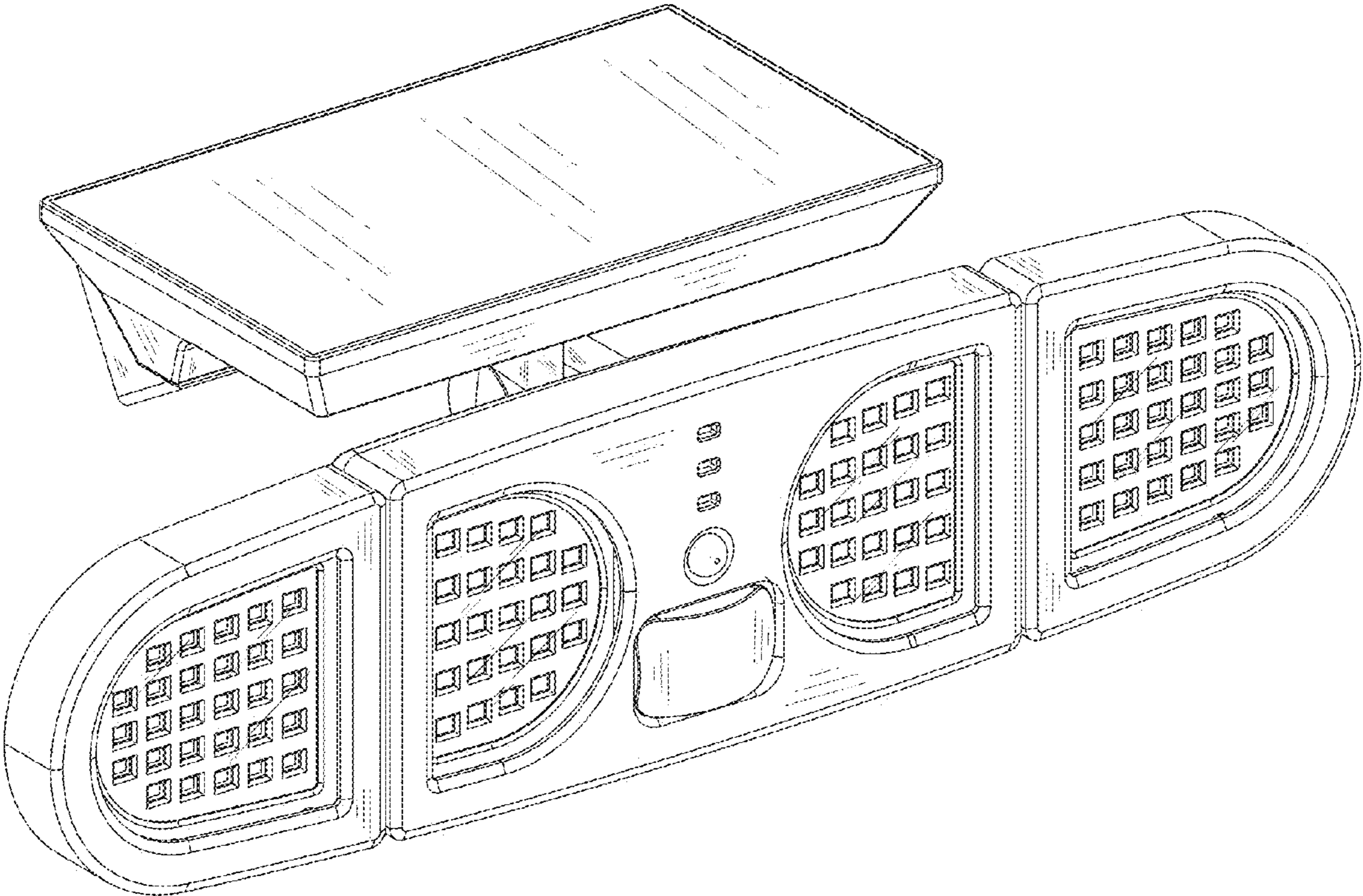


FIG.1

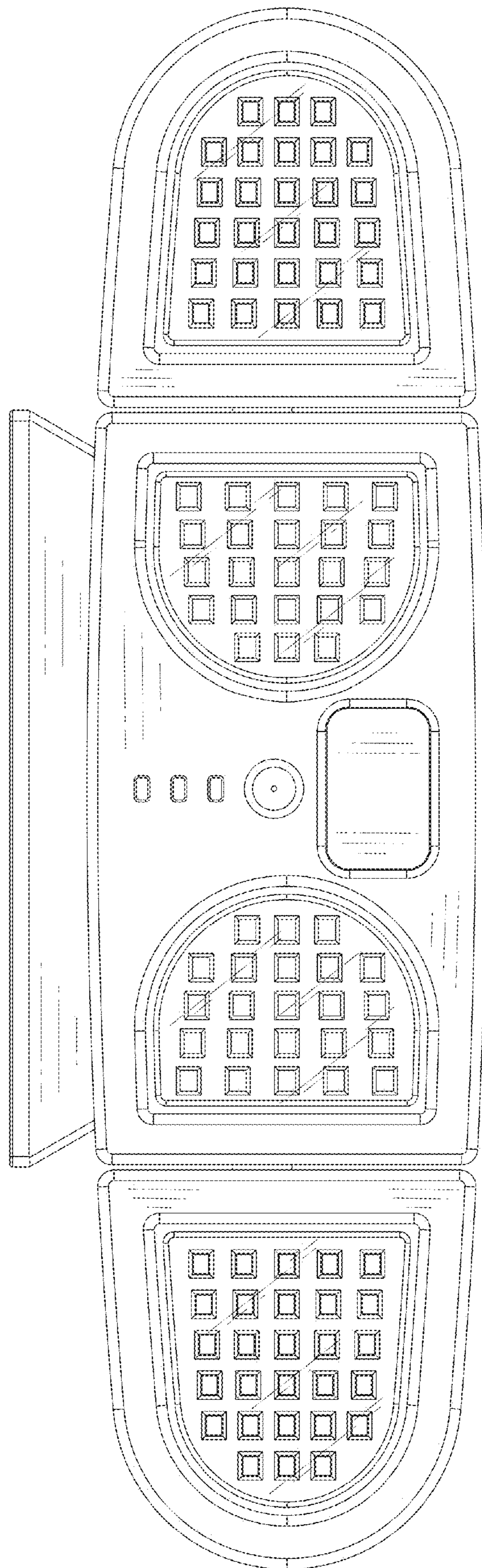


FIG.2

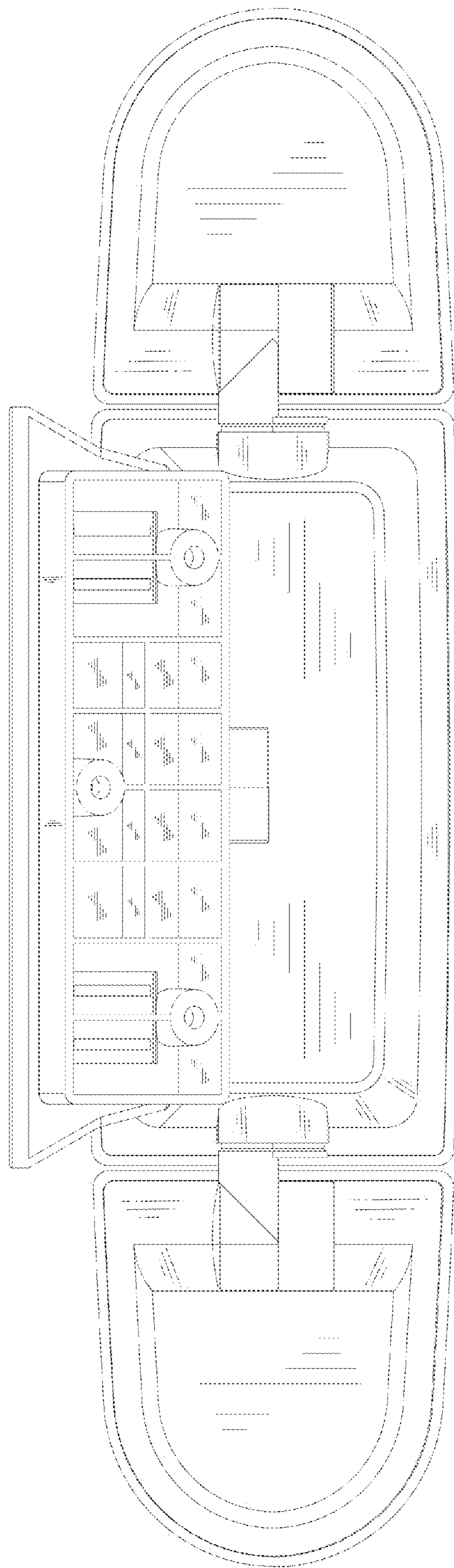


FIG.3

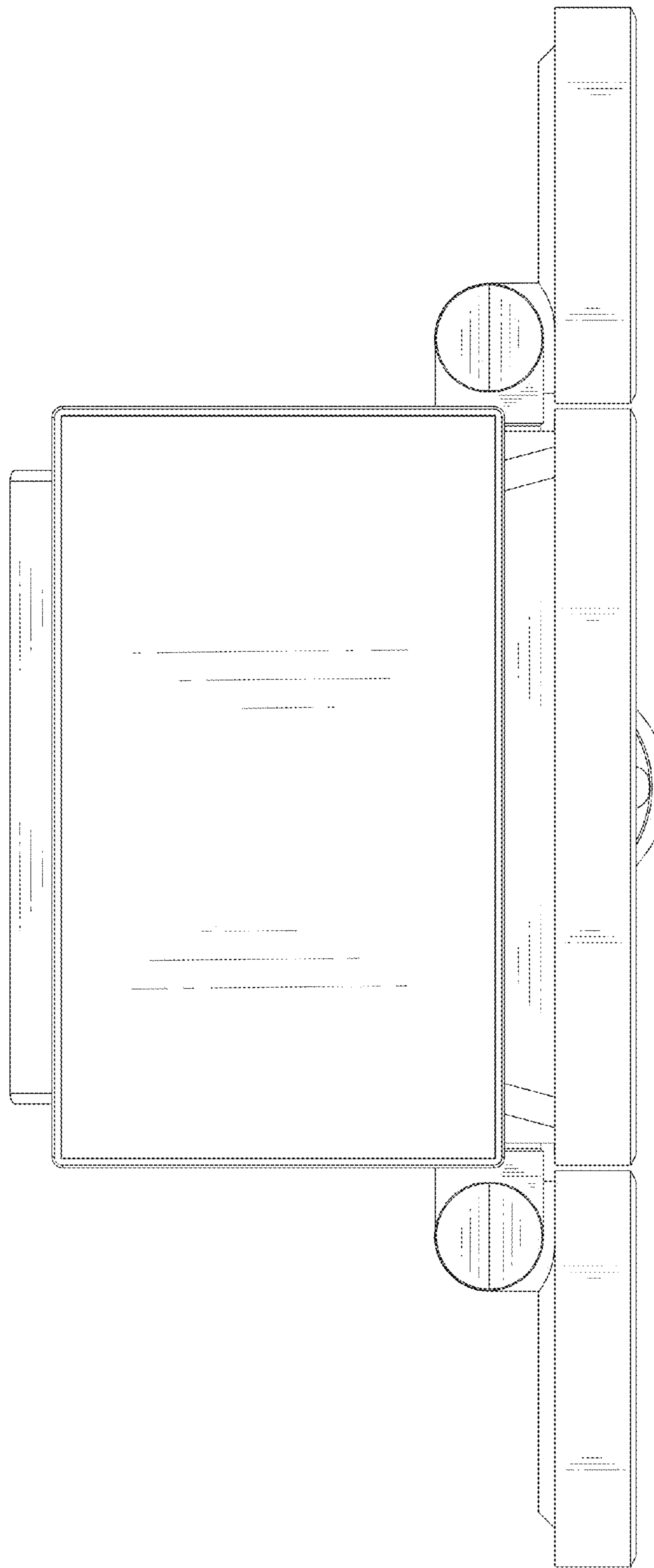


FIG.4

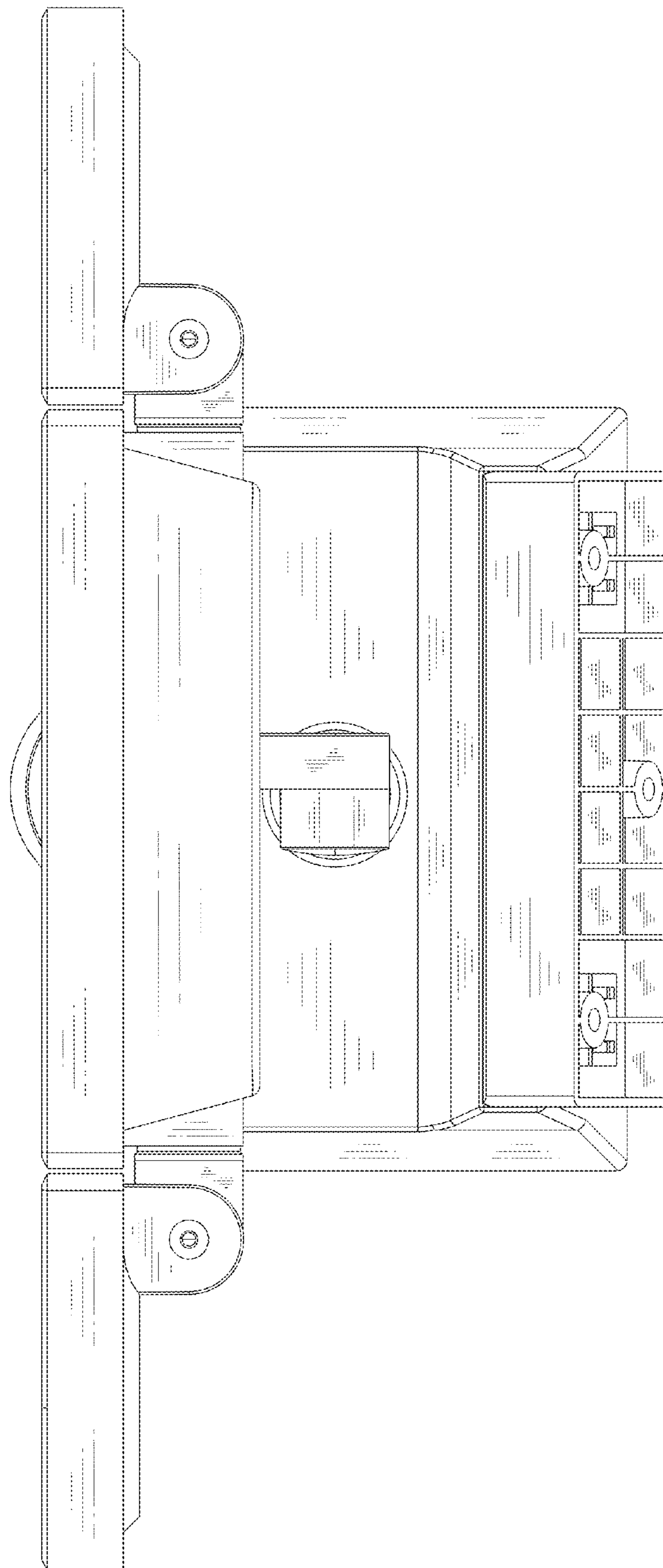


FIG.5




FIG.6

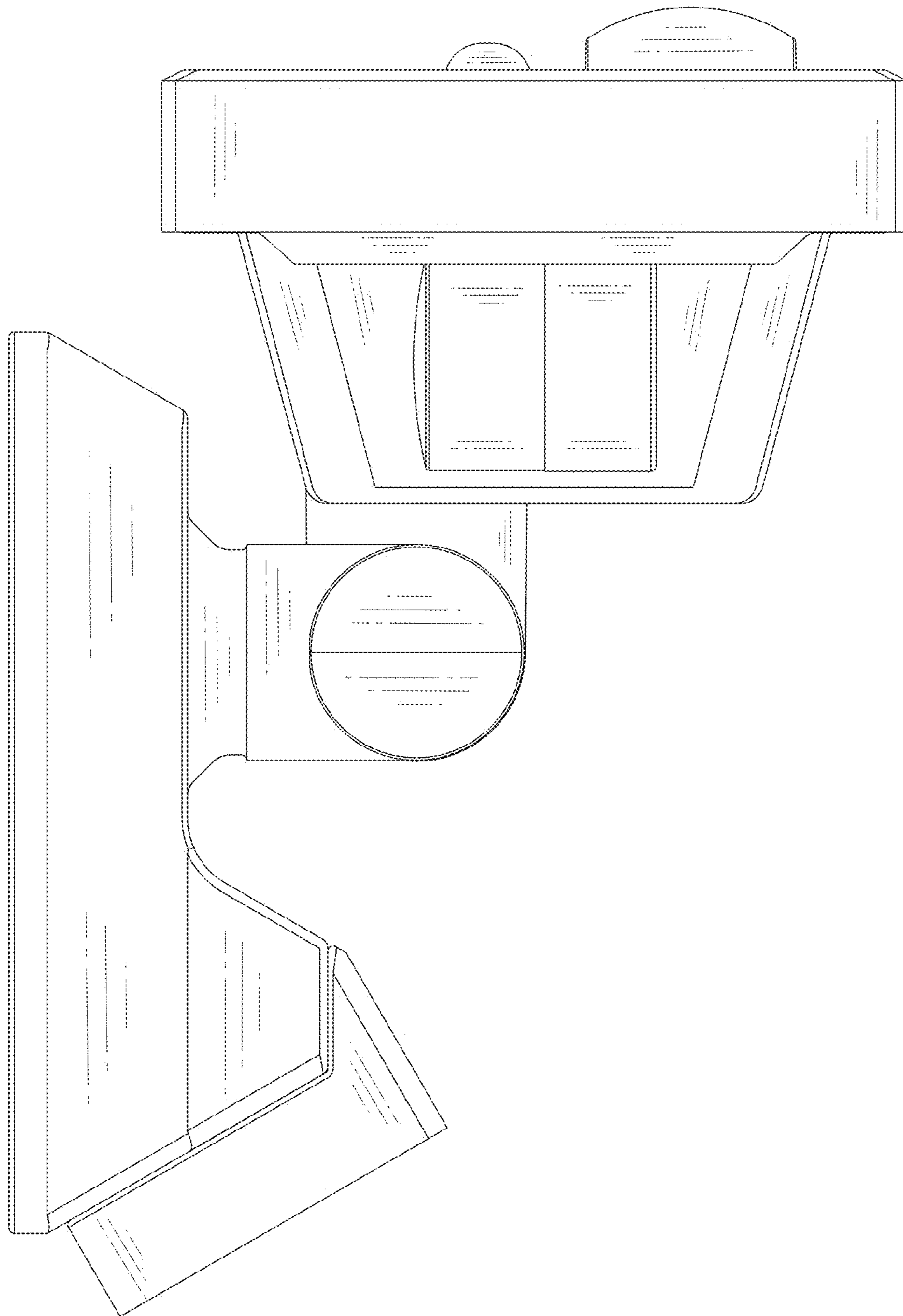


FIG.7

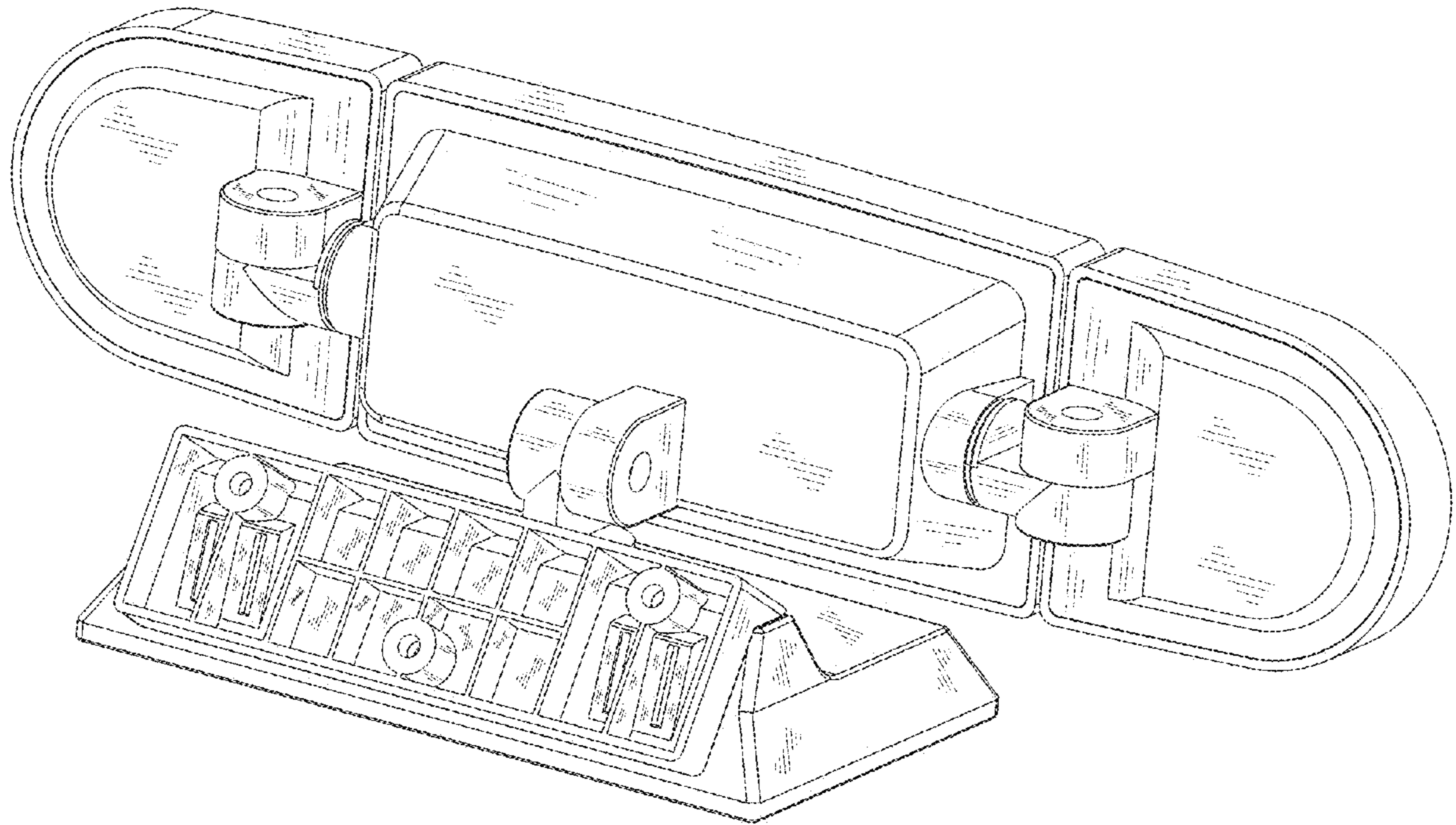


FIG.8