



US00D970758S

(12) **United States Design Patent** (10) **Patent No.:** **US D970,758 S**  
**Zhou** (45) **Date of Patent:** **\*\* Nov. 22, 2022**

(54) **LAMP ASSEMBLY**

(71) Applicant: **YIWU PUHONG TRADING CO., LTD**, Yiwu (CN)

(72) Inventor: **Hongxue Zhou**, Linhai (CN)

(73) Assignee: **YIWU PUHONG TRADING CO., LTD**, Yiwu (CN)

(\*\*) Term: **15 Years**

(21) Appl. No.: **29/772,930**

(22) Filed: **Mar. 4, 2021**

**Related U.S. Application Data**

(62) Division of application No. 29/753,125, filed on Sep. 30, 2020, now Pat. No. Des. 917,081.

(51) **LOC (13) Cl.** ..... **26-05**

(52) **U.S. Cl.**  
USPC ..... **D26/25**

(58) **Field of Classification Search**  
USPC ..... D26/1, 2, 4, 24, 25, 27, 57, 61, 67, 73,  
D26/94, 98, 103, 110, 119, 128;  
D11/117, 121, 130  
CPC ..... F21S 4/00; F21S 4/10; F21S 4/15; F21S  
4/20; F21S 4/22; F21S 4/24; F21S 4/26;  
F21W 2121/00; F21W 2121/04; F21W  
2131/109

See application file for complete search history.

(56) **References Cited**

**U.S. PATENT DOCUMENTS**

D392,208 S \* 3/1998 Chong ..... D11/158  
5,800,046 A \* 9/1998 Lin ..... F21S 4/10  
362/396  
D406,788 S \* 3/1999 Adams ..... D11/158  
5,968,613 A \* 10/1999 Lin ..... F21S 4/10  
428/7

D482,146 S \* 11/2003 Wrob ..... D26/73  
D916,334 S \* 4/2021 Zhou ..... D26/25  
D917,081 S \* 4/2021 Zhou ..... D26/25  
D917,082 S \* 4/2021 Zhou ..... D26/25

(Continued)

**OTHER PUBLICATIONS**

“PLTCAT” reference on Amazon.com, date first available Aug. 11, 2021 [online], site visited Jul. 12, 2022, available from internet URL: <https://www.amazon.com/Christmas-Decoration-Waterproof-2-Lighting-Reindeer/dp/B09CD161S9?th=1> (Year: 2021).\*

(Continued)

*Primary Examiner* — Marissa J Cash  
*Assistant Examiner* — Liv C Anderson

(57) **CLAIM**

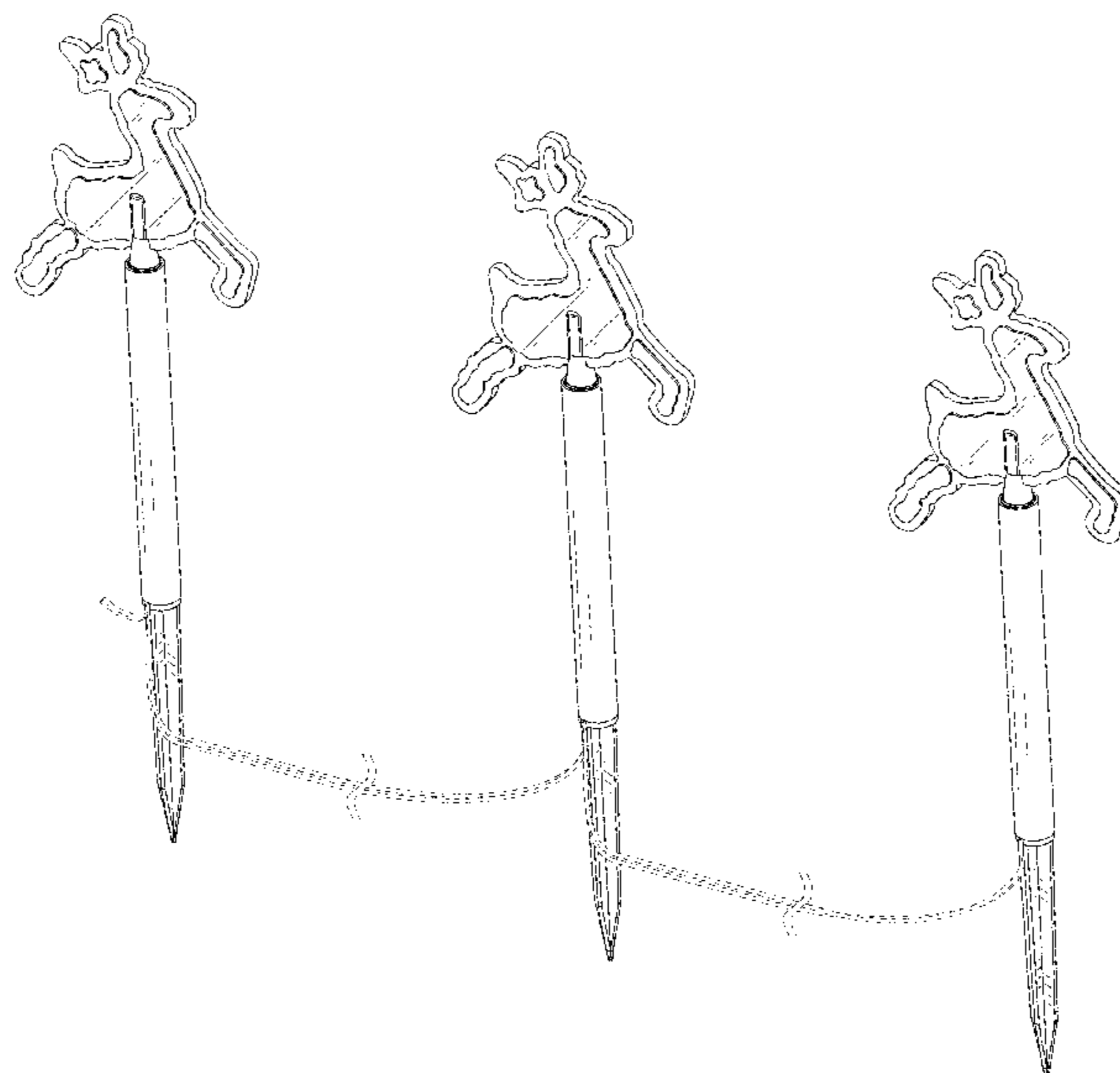
The ornamental design for a lamp assembly, as shown and described.

**DESCRIPTION**

FIG. 1 is a perspective view of a lamp assembly showing my new design;  
FIG. 2 is another perspective view thereof;  
FIG. 3 is a front elevational view thereof;  
FIG. 4 is a rear elevational view thereof;  
FIG. 5 is a left side elevational view thereof;  
FIG. 6 is a right side elevational view thereof;  
FIG. 7 is a top plan view thereof;  
FIG. 8 is a bottom plan view thereof; and,  
FIG. 9 is a perspective view of the lamp assembly in an alternate configuration of use, shown in an environment of use.

The lamp assembly is shown with symbolic breaks in its length and the appearance of any portion of the lamps between the break lines form no part of the claimed design. The broken lines are for environmental purposes only and form no part of the claimed design.

**1 Claim, 9 Drawing Sheets**



(56)

**References Cited**

U.S. PATENT DOCUMENTS

2005/0248934 A1 \* 11/2005 Weiser ..... F21V 21/0824  
362/183

OTHER PUBLICATIONS

“Christmas” reference by JLJ Technology on Amazon.com, date first available Sep. 20, 2020 [online], site visited Jul. 12, 2022, available from internet URL: <https://www.amazon.com/Christmas-Lights-Reindeer-String-Thanksgiving/dp/B08JGD2DF5> (Year: 2020).\*

\* cited by examiner

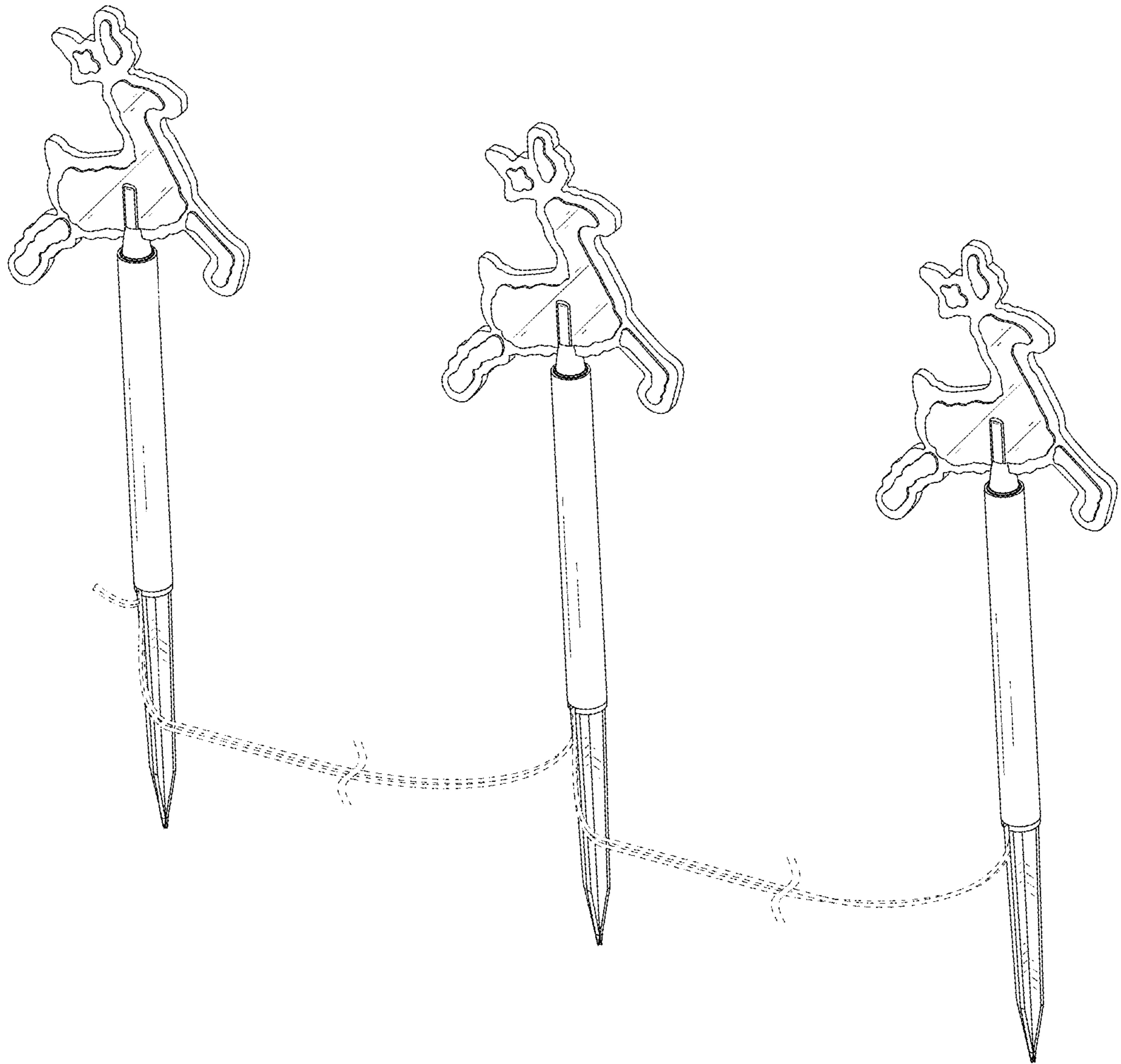


FIG. 1

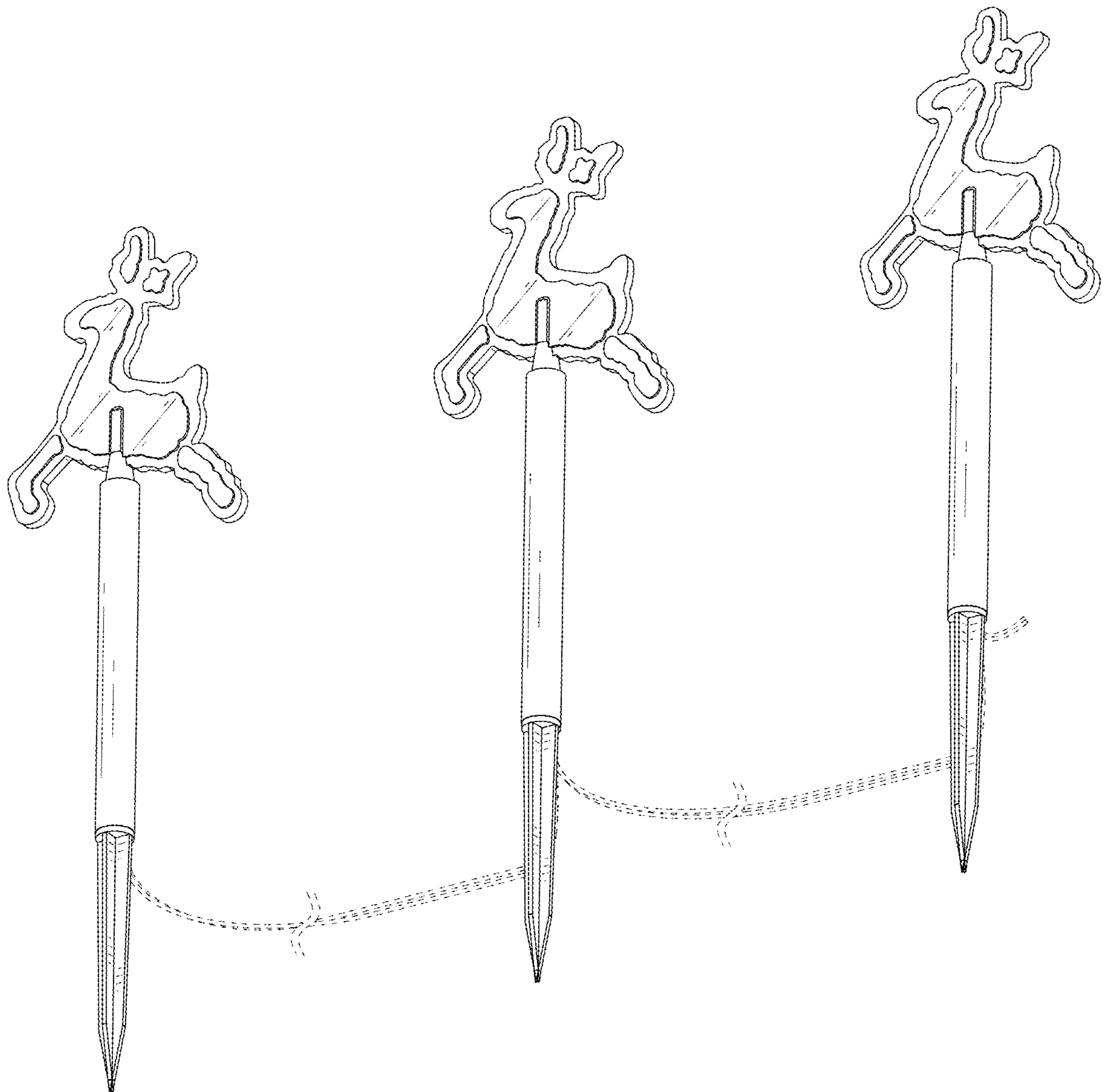


FIG. 2

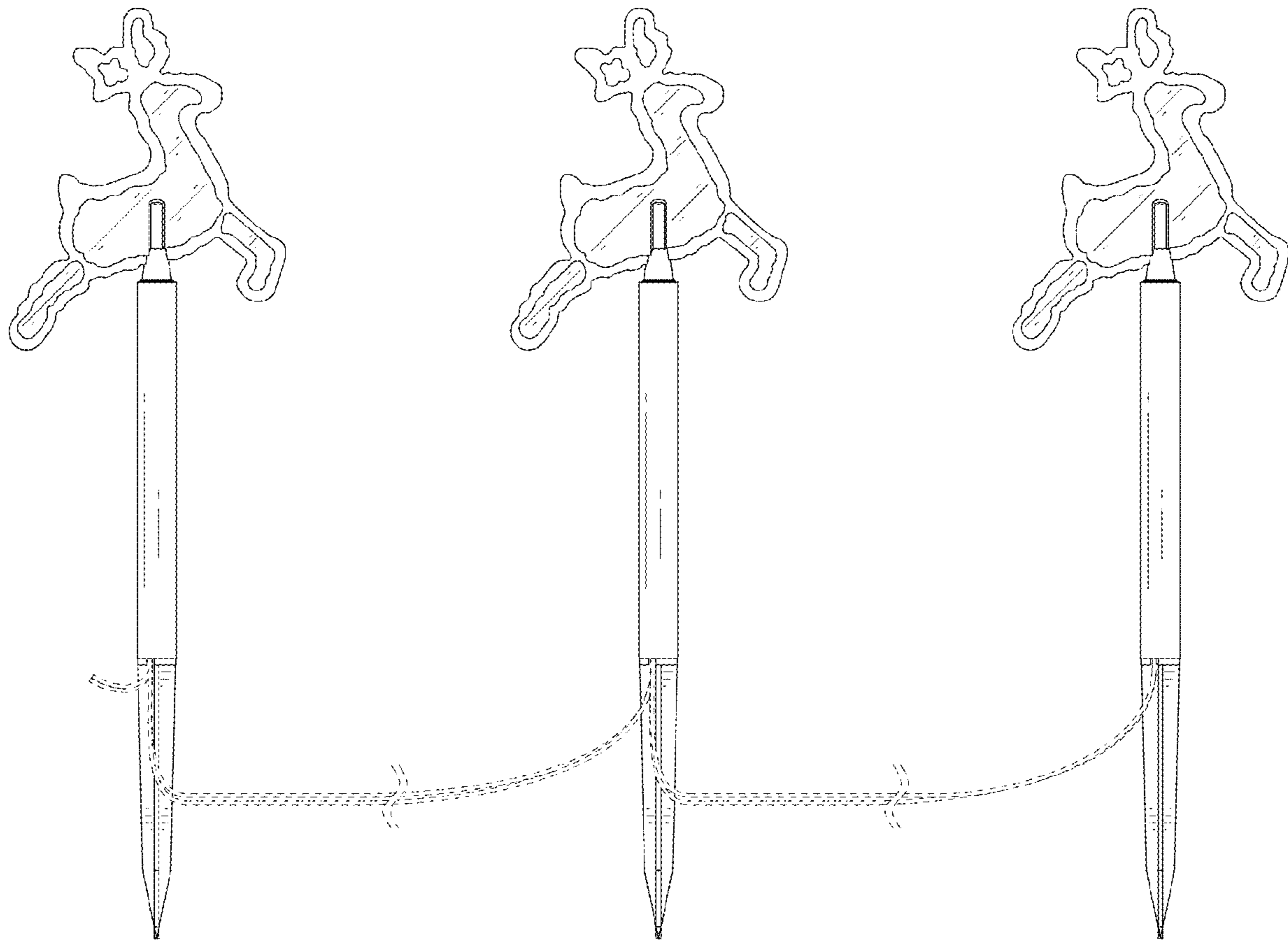


FIG. 3



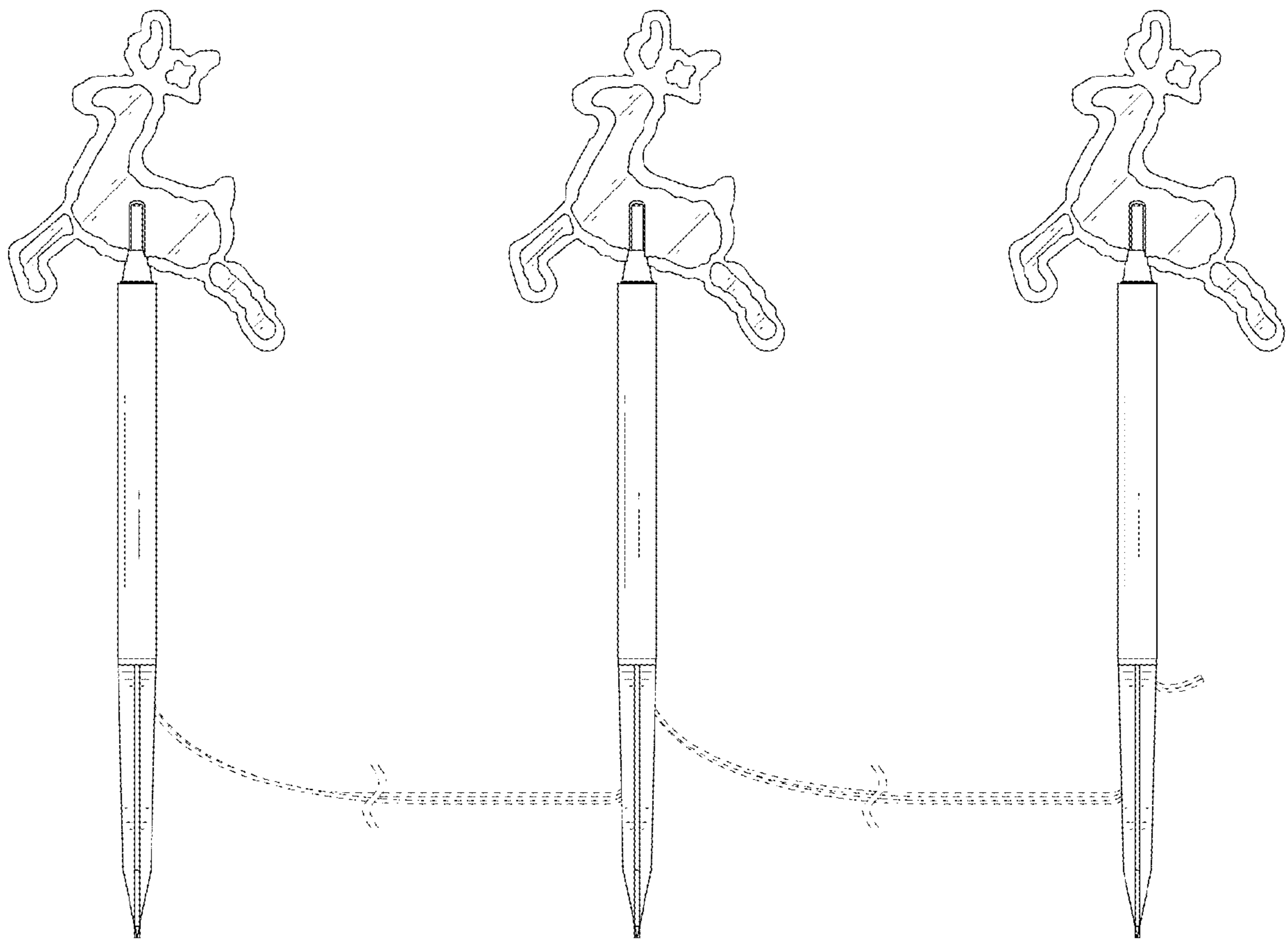


FIG. 4

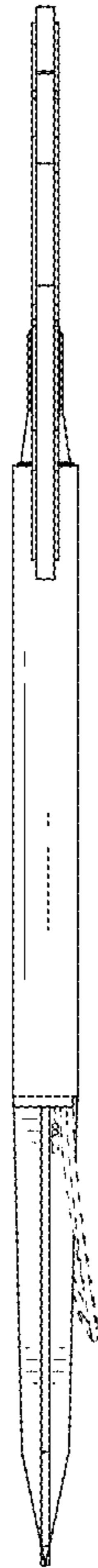


FIG. 5

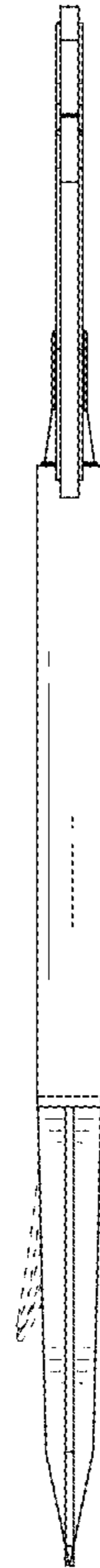


FIG. 6



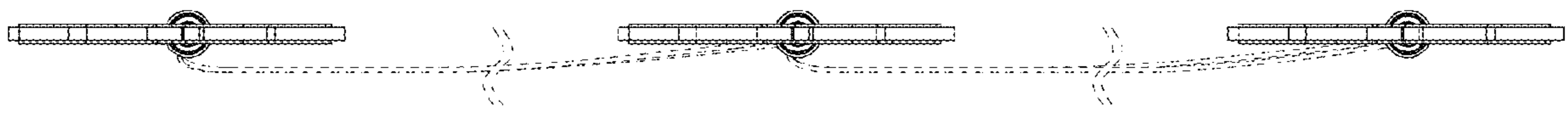


FIG. 7

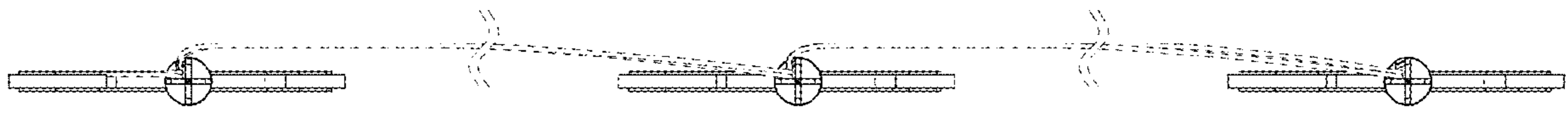


FIG. 8

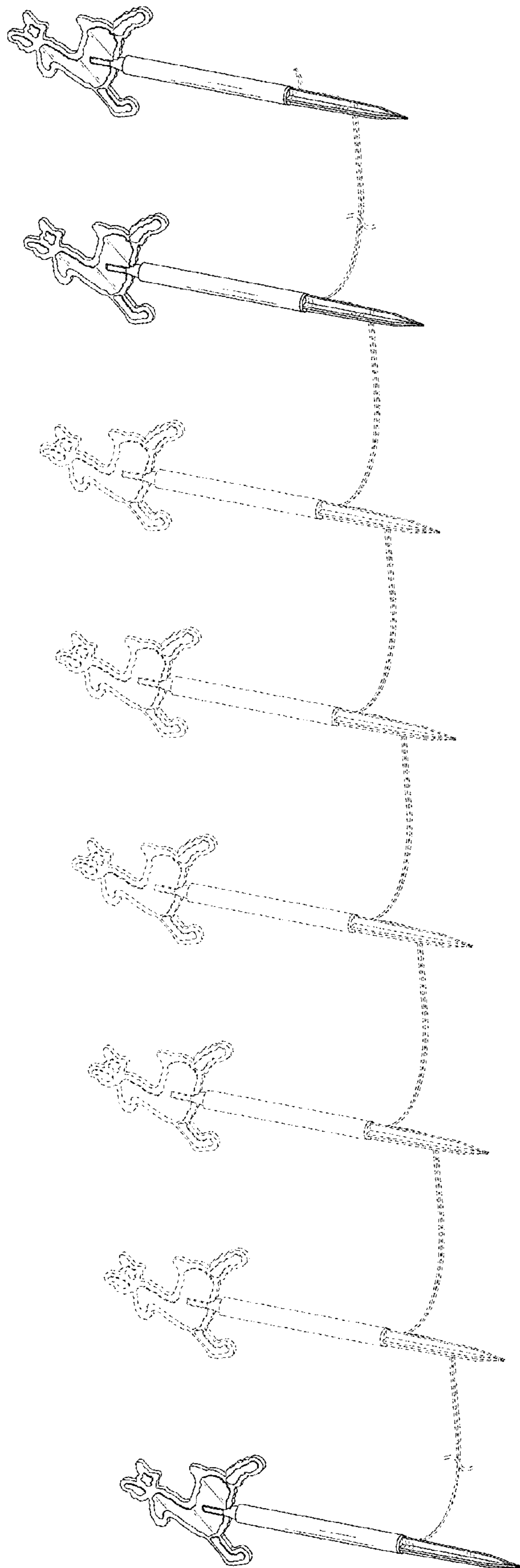


FIG. 9