



US00D970744S

(12) **United States Design Patent** (10) **Patent No.:** **US D970,744 S**
Evans (45) **Date of Patent:** **** Nov. 22, 2022**

(54) **HAND SHAPED BODY SCRUBBER
MASSAGER**

(71) Applicant: **Caro Evans**, Canyon, TX (US)

(72) Inventor: **Caro Evans**, Canyon, TX (US)

(**) Term: **15 Years**

(21) Appl. No.: **29/774,926**

(22) Filed: **Mar. 19, 2021**

(51) **LOC (13) Cl.** **28-03**

(52) **U.S. Cl.**
USPC **D24/215**

(58) **Field of Classification Search**
USPC D24/200, 211, 214, 215; D20/29, 32, 33;
D28/91.2; D11/184; D21/406
CPC A61H 15/0092; A61H 2201/1635; A61H
2205/081
See application file for complete search history.

(56) **References Cited**

U.S. PATENT DOCUMENTS

D35,313 S	11/1901	Wirt
D208,894 S	10/1967	Wedermeyer
D222,397 S	10/1971	Cathey
D250,229 S	11/1978	Werner
D278,642 S	4/1985	Martinez
D282,007 S	12/1985	McKinney
D295,640 S	5/1988	Breault
D300,959 S	5/1989	Gray
D322,293 S	12/1991	Peiffer
D342,999 S	1/1994	Gonsalves, Jr.
D369,439 S	4/1996	Fischer
D380,868 S	7/1997	Santore
D394,108 S	5/1998	Ebert
D404,495 S	1/1999	Chien
D422,365 S	4/2000	Chen
D424,237 S	5/2000	Harty et al.
6,550,996 B1	4/2003	Rayfield
6,830,552 B1	12/2004	Gonzalez

D508,290 S	8/2005	Forman	
D510,440 S	10/2005	Huang	
6,994,680 B1	2/2006	Aponte	
7,037,016 B1 *	5/2006	Nelson A45D 34/06
			401/196
D531,357 S *	10/2006	McEwen D28/7
D610,311 S	2/2010	Campbell	
D615,242 S *	5/2010	Rutkowski D28/7
D648,033 S *	11/2011	Lyu D24/214

(Continued)

OTHER PUBLICATIONS

Amazon, "Beistle Giant Hand Clapper", Feb. 15, 2014. https://www.amazon.com/Beistle-Giant-Hand-Clapper-15-Inch/product-reviews/B001EIBTJS/ref=cm_cr_arp_d_paging_btm_next_9?ie=UTF8&reviewerType=all_reviews&sortBy=recent&pageNumber=9. Shown on p. 1. (Year: 2014).

(Continued)

Primary Examiner — Michael A Maharajh
(74) *Attorney, Agent, or Firm* — Braxton Perrone, PLLC

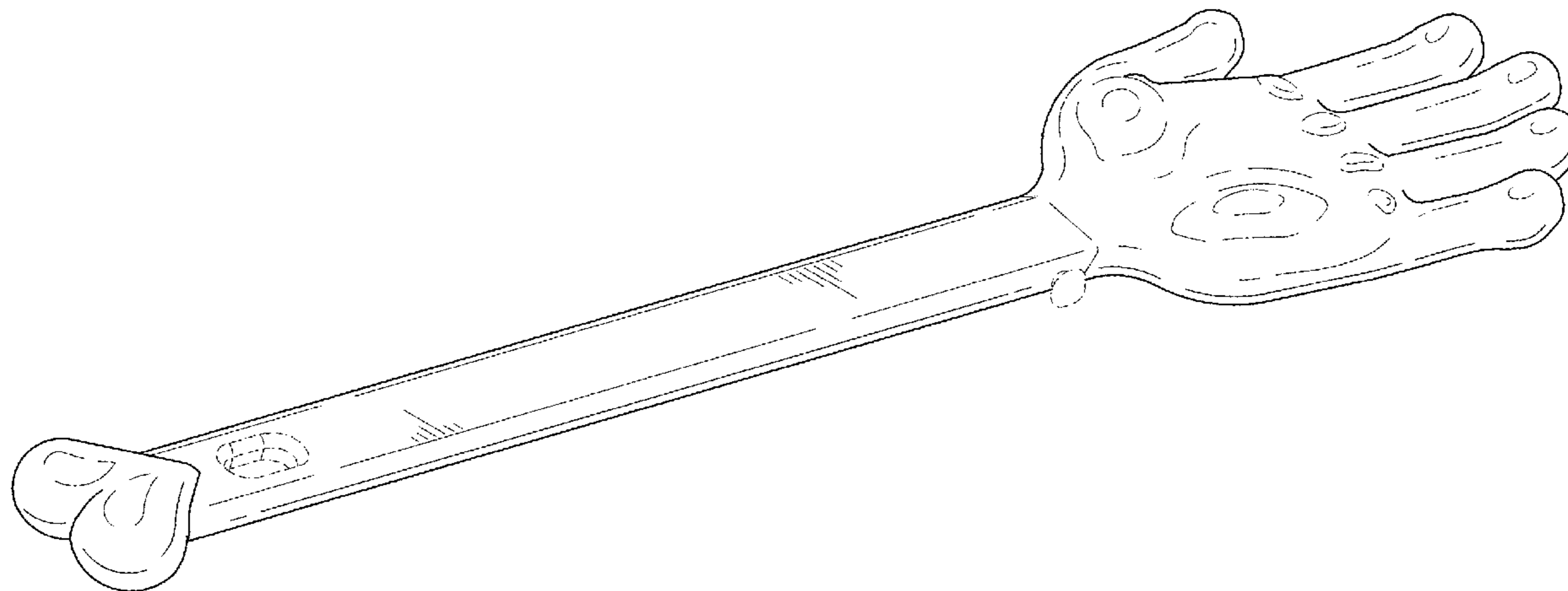
(57) **CLAIM**

The ornamental design for a hand shaped body scrubber massager, as shown and described.

DESCRIPTION

FIG. 1 is a perspective view of a hand shaped body scrubber massager, showing the new design;
FIG. 2 is a front elevation view thereof;
FIG. 3 is a rear elevation view thereof;
FIG. 4 is a right side view thereof;
FIG. 5 is a left side view thereof;
FIG. 6 is a top view thereof; and,
FIG. 7 is a bottom view thereof.
The broken lines shown in the drawings are for the purpose of illustrating portions of the hand shaped body scrubber massager, which form no part of the claimed design.

1 Claim, 4 Drawing Sheets



(56)

References Cited

U.S. PATENT DOCUMENTS

D674,911 S * 1/2013 Caldwell D24/215
 D683,854 S 6/2013 Lowe et al.
 8,967,898 B1 3/2015 Dayeh
 D730,582 S 5/2015 Lee
 D732,181 S 6/2015 Viner et al.
 D732,741 S 6/2015 Bowling
 9,055,845 B1 6/2015 Hooper et al.
 D741,744 S 10/2015 Elliott
 D784,531 S 4/2017 Malcolm et al.
 D802,781 S 11/2017 Moorehead
 D819,826 S * 6/2018 Black D21/662
 D836,844 S 12/2018 Rice
 10,334,994 B1 7/2019 Burd
 10,674,877 B1 6/2020 Smith
 D890,435 S 7/2020 Livingston
 D890,997 S 7/2020 Allen
 D908,287 S * 1/2021 Zheng D28/91.2
 D925,128 S * 7/2021 Yang D28/91.2
 D945,076 S * 3/2022 Zhang D4/134
 D949,374 S * 4/2022 Black D24/214
 2006/0142679 A1 * 6/2006 Tan A61H 7/001
 601/135
 2006/0253054 A1 11/2006 Wright
 2016/0242991 A1 8/2016 Johnson

2016/0287033 A1 10/2016 LeBlanc et al.
 2017/0042755 A1 2/2017 Kelnhofer
 2019/0000281 A1 1/2019 Stanfield

OTHER PUBLICATIONS

Amazon, "Fly Swatter", Aug. 16, 2016. https://www.amazon.com/Scratcher-Handled-Backscratcher-Perfect-Standing/dp/B01B5BIBKS/ref=cm_cr_arp_d_product_top?ie=UTF8. Shown on p. 1. (Year: 2016).
 Epromos, "Back Scratchers", Aug. 5, 2020. https://www.epromos.com/product/10005137/extending-custom-scratchers.html?kpid=10005137&Promocode=QPPF AZ0827&utm_source=google&utm_medium=cpc&gclid=CjwKCAjwsan5BRAOEiwALzomXzBm0aNyblzfcaFifnAi9t_H8J6diOko21ObtAg2yqywMgQtyu0bzhoCklMQAvD BwE. Shown on p. 1. (Year: 2020).
 Jasminerroom, "Hand Shaped Sugar Tongs", Aug. 5, 2020. <https://jasminerroom.com/product/hand-shaped-sugar-tongs/>. Shown on p. 1. (Year: 2020).

* cited by examiner

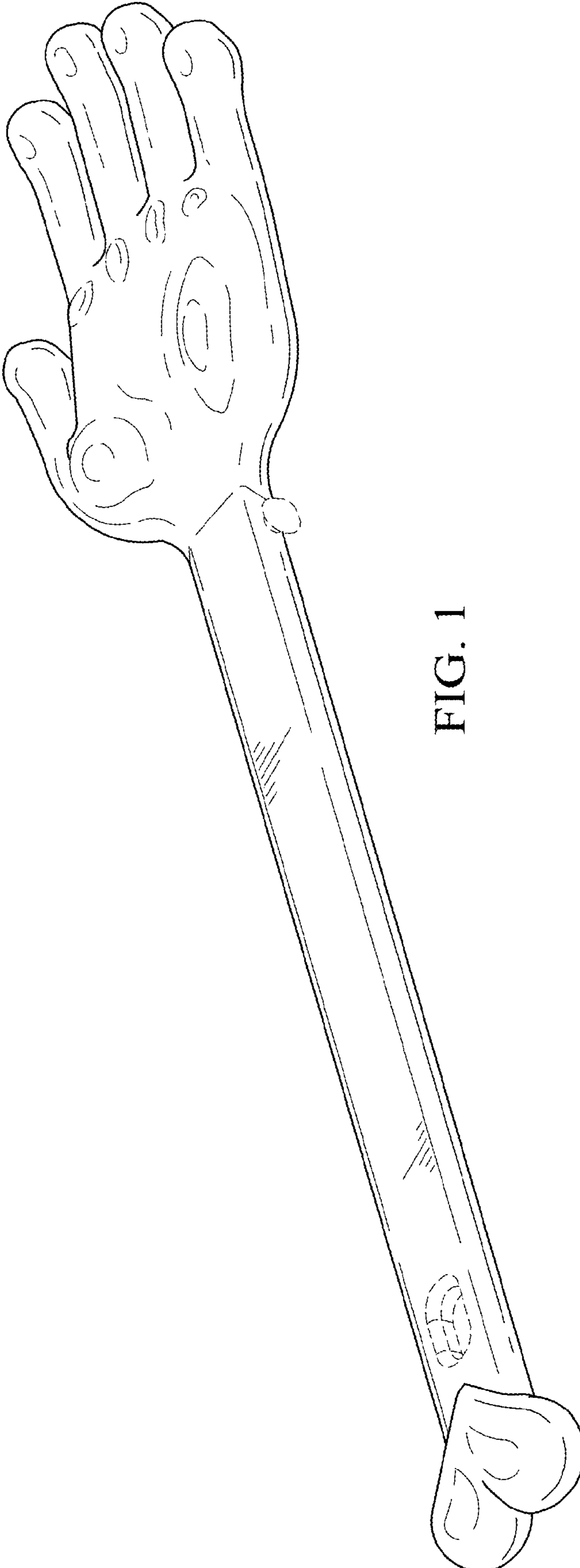


FIG. 1

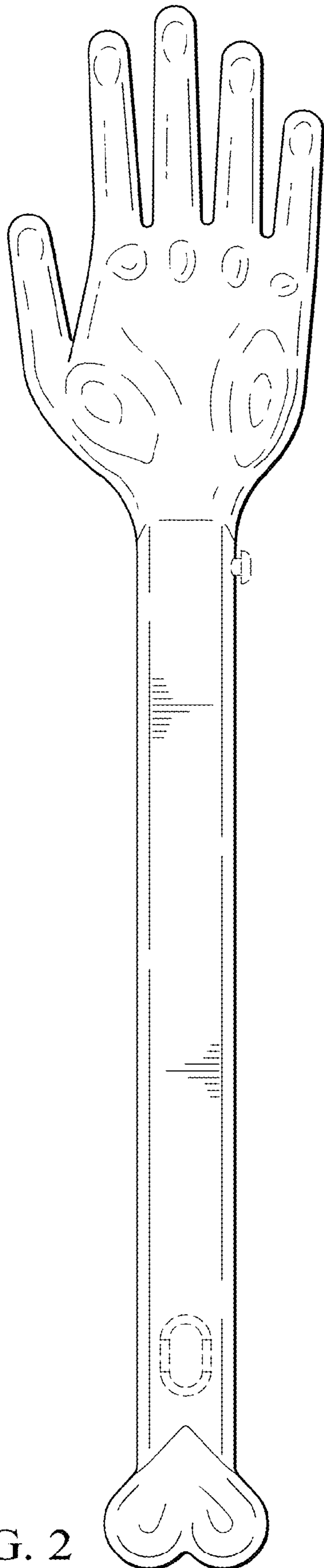


FIG. 2

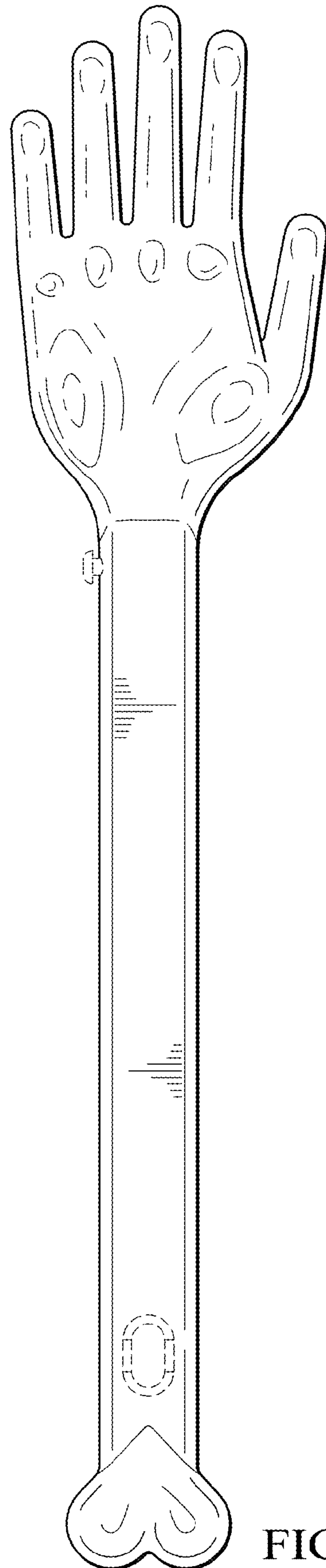


FIG. 3

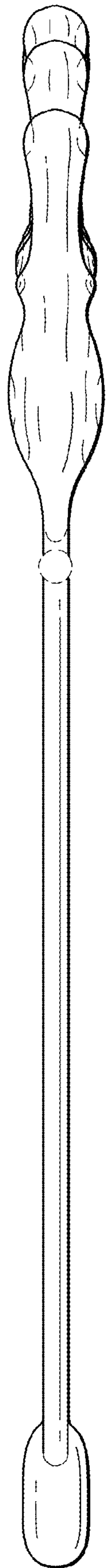


FIG. 4

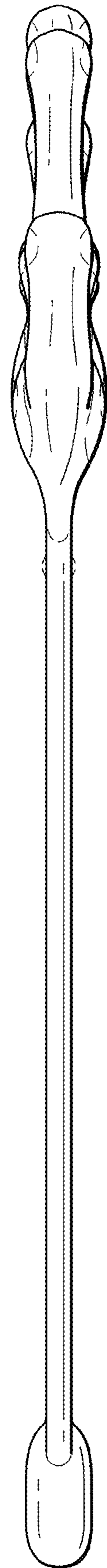


FIG. 5

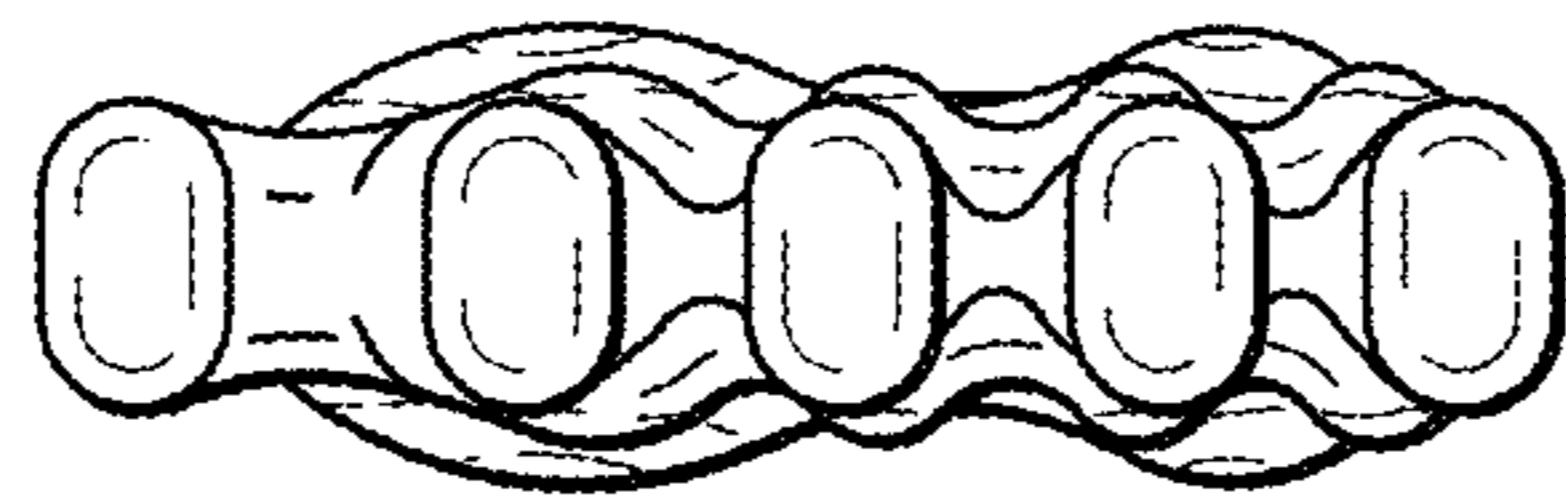


FIG. 6




FIG. 7