



US00D970654S

(12) **United States Design Patent** (10) **Patent No.:** **US D970,654 S**  
**Gu** (45) **Date of Patent:** **\*\* Nov. 22, 2022**

(54) **EXERCISE DEVICE**

(71) Applicant: **Xiaohuan Gu**, Shenzhen (CN)

(72) Inventor: **Xiaohuan Gu**, Shenzhen (CN)

(\*\*) Term: **15 Years**

(21) Appl. No.: **29/817,908**

(22) Filed: **Dec. 6, 2021**

(51) **LOC (13) Cl.** ..... **21-02**

(52) **U.S. Cl.**  
USPC ..... **D21/679**

(58) **Field of Classification Search**  
USPC ..... D21/686, 662, 679, 694, 797, 673, 670,  
D21/665, 687, 682, 692, 684, 677  
See application file for complete search history.

(56) **References Cited**

**U.S. PATENT DOCUMENTS**

D798,396 S *	9/2017	Agate	.....	D21/679
D810,219 S *	2/2018	Escamilla	.....	D21/791
D877,822 S *	3/2020	Ross	.....	D21/678
D888,170 S	6/2020	Fu		
D895,739 S *	9/2020	Jaquish	.....	D21/673
D902,329 S *	11/2020	Jaquish	.....	D21/673
D909,499 S *	2/2021	Gilbert	.....	D21/679
D914,113 S *	3/2021	Jaquish	.....	D21/679
D927,625 S *	8/2021	Liu	.....	D21/793
D934,355 S *	10/2021	Behar	.....	D21/679
D954,858 S *	6/2022	Karvandi	.....	D21/673
2010/0227747 A1 *	9/2010	Cook	.....	A63B 21/4035 482/112
2014/0287889 A1 *	9/2014	Grace	.....	A63B 21/0783 482/106
2016/0074689 A1 *	3/2016	Anderson	.....	A63B 21/00069 482/127
2017/0216650 A1 *	8/2017	Simmons	.....	A63B 21/4045
2020/0269080 A1 *	8/2020	Jaquish	.....	A63B 21/00065

**OTHER PUBLICATIONS**

Kingtle, announced 2021 [online], [site visited Jun. 29, 2022]. Available on internet, URL:https://www.amazon.com/KINGTLE-Resistance-Portable-500LBS-Adjustable/dp/B09FSZMKF5/ref (Year: 2021).\*

(Continued)

*Primary Examiner* — Khawaja Anwar  
*Assistant Examiner* — Julice Seung Eun Oum

(57) **CLAIM**

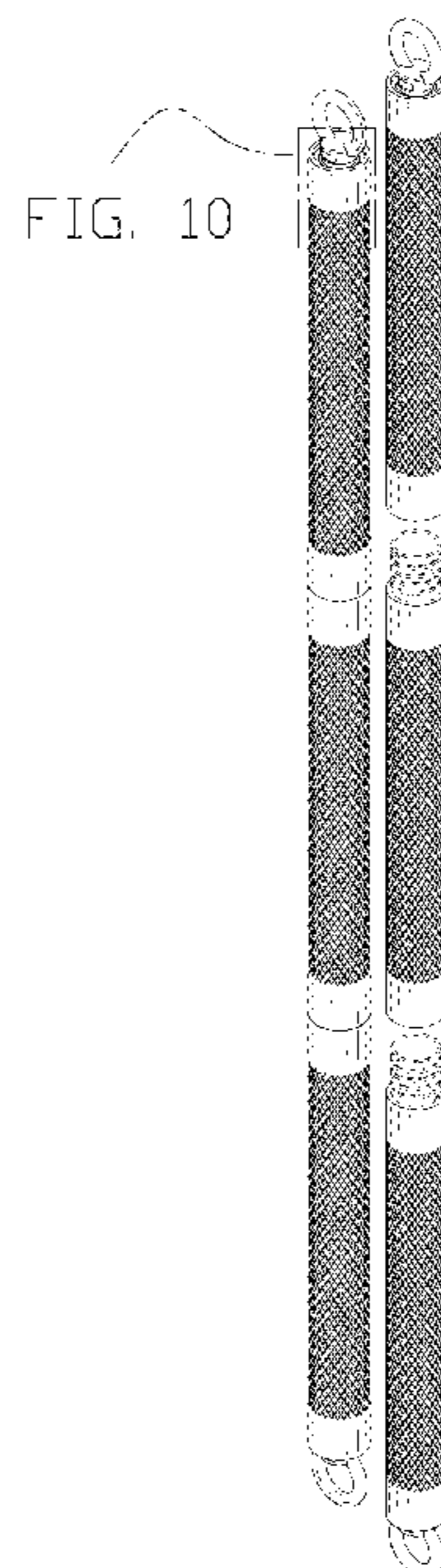
The ornamental design for an exercise device, as shown and described.

**DESCRIPTION**

FIG. 1 is a front and top perspective view of an exercise device, showing my new design;  
FIG. 2 is a rear and bottom perspective view thereof;  
FIG. 3 is a front elevation view thereof;  
FIG. 4 is a rear elevation view thereof;  
FIG. 5 is a left side elevation view thereof;  
FIG. 6 is a right side elevation view thereof;  
FIG. 7 is a top plan view thereof;  
FIG. 8 is a bottom plan view thereof;  
FIG. 9 is an exploded view thereof;  
FIG. 10 is an enlarged view of a portion labeled, 'FIG. 10' in FIG. 1; and,  
FIG. 11 is an enlarged view of a portion labeled, 'FIG. 11' in FIG. 2.

The broken lines in the figures illustrate portions of the exercise device that form no part of the claimed design. The dash dot dash lines in FIGS. 1, 2, 10 and 11 are for the purpose of depicting the boundary lines of the enlarged views and form no part of the claimed design.

**1 Claim, 11 Drawing Sheets**



(56)

**References Cited**

OTHER PUBLICATIONS

Wnoey, announced 2020 [online], [site visited Jun. 29, 2022]. Available on internet, URL:<https://www.amazon.com/WNOEY-Portable-Resistance-Exercise-Attachment/dp/B089Q7H8HL/ref>(Year: 2020).\*

Oyindiz, announced 2021 [online], [site visited Jun. 29, 2022]. Available on internet, URL:<https://www.amazon.com/OYINDIZ-Resistance-Detachable-Weighted-360-degree/dp/B093D1C1QX/ref>(Year: 2021).\*

Teslang, announced 2021 [online], [site visited Jun. 29, 2022]. Available on internet, URL:<https://www.amazon.com/TESLANG-Resistance-Strength-Training-Equipment/dp/B08SQV5D32/ref>(Year: 2021).\*

\* cited by examiner

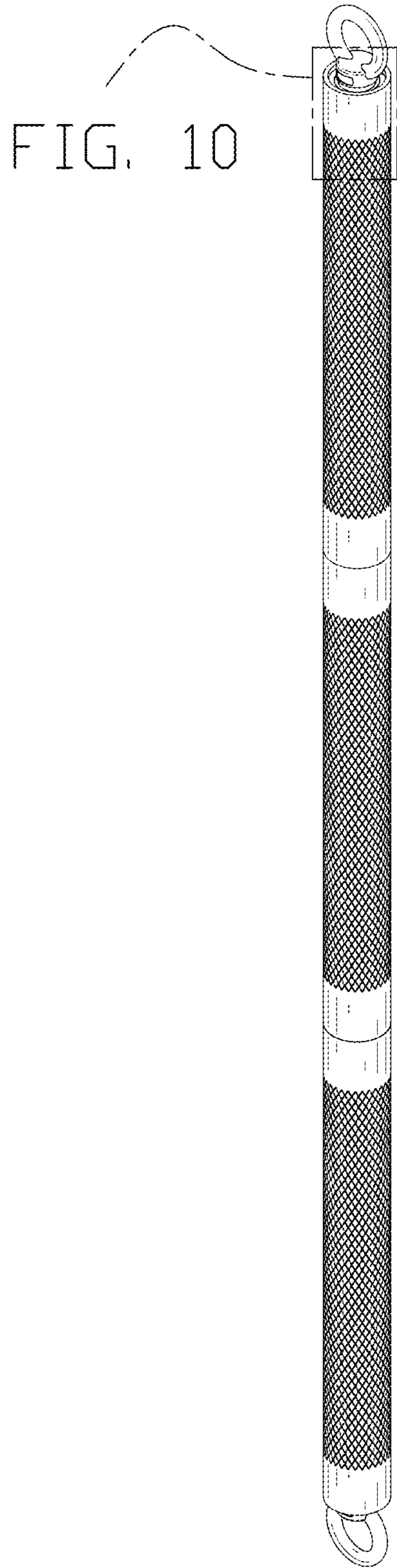


FIG. 10

FIG. 1




FIG. 11

FIG. 2




FIG. 3




FIG. 4



FIG. 5



FIG. 6





FIG. 7

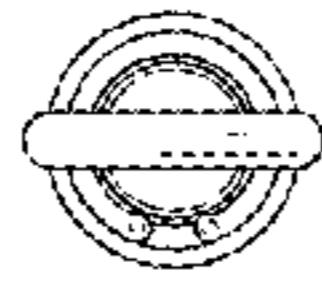


FIG. 8

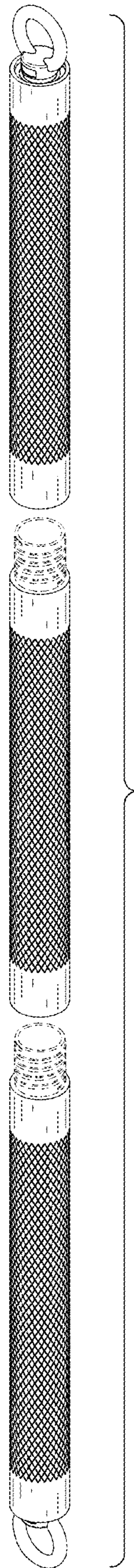


FIG. 9

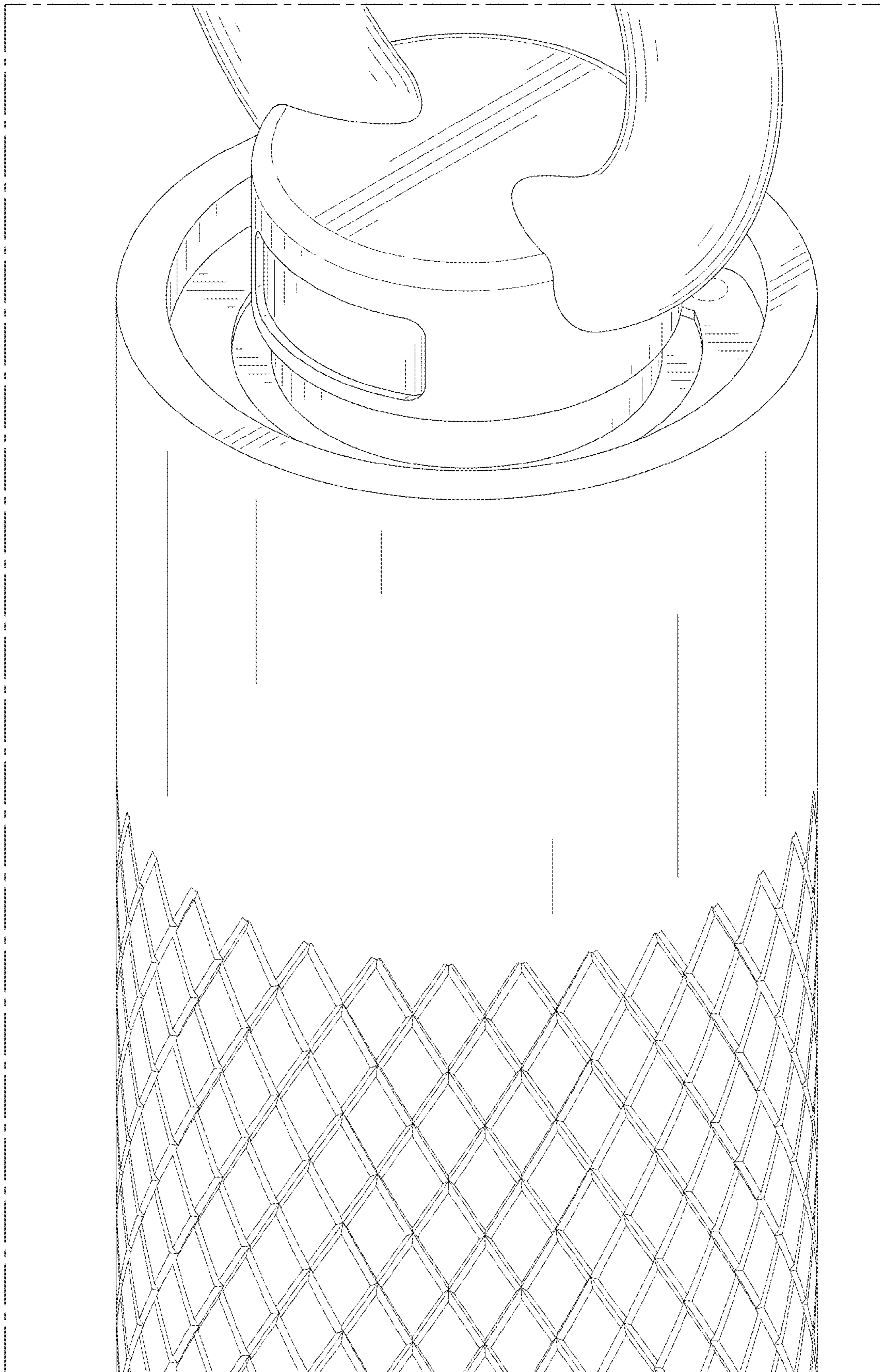


FIG. 10




FIG. 11