



US00D970651S

(12) **United States Design Patent** (10) **Patent No.:** **US D970,651 S**  
**Wang** (45) **Date of Patent:** **\*\* Nov. 22, 2022**

- (54) **TOY**
- (71) Applicant: **Manyun Wang**, Shantou (CN)
- (72) Inventor: **Manyun Wang**, Shantou (CN)
- (\*\*) Term: **15 Years**
- (21) Appl. No.: **29/803,679**
- (22) Filed: **Aug. 15, 2021**
- (51) **LOC (13) Cl.** ..... **21-01**
- (52) **U.S. Cl.**  
USPC ..... **D21/621; D21/576**
- (58) **Field of Classification Search**  
USPC ..... D11/160; D21/576, 578, 585, 621-623,  
D21/630-631, 634, 636-637, 658-661  
CPC ..... A63H 3/16; A63H 3/00  
See application file for complete search history.

D879,213 S *	3/2020	Hazzard .....	D21/621
D887,501 S *	6/2020	Zhan .....	D21/621
D910,784 S *	2/2021	Wang .....	D21/658
2014/0227936 A1 *	8/2014	Botterill .....	A63H 33/062 446/99

**FOREIGN PATENT DOCUMENTS**

CN 306413799 \* 3/2021

\* cited by examiner

*Primary Examiner* — Michael C Stout

*Assistant Examiner* — Melvin L Davis

(74) *Attorney, Agent, or Firm* — Jeenam Park

(57) **CLAIM**

The ornamental design for a toy, as shown and described.

**DESCRIPTION**

FIG. 1 is a perspective view of a toy, showing my new design;

FIG. 2 is a front view thereof;

FIG. 3 is a rear view thereof;

FIG. 4 is a left side view thereof;

FIG. 5 is a right side view thereof;

FIG. 6 is a top plan view thereof; and,

FIG. 7 is a bottom plan view thereof.


The broken line showing of the toy is for the purpose of illustrating portions of the article that forms no part of the claimed design.

(56) **References Cited**

**U.S. PATENT DOCUMENTS**

D246,195 S	10/1977	Goldfarb	
D253,711 S	12/1979	Christiansen et al.	
4,569,666 A *	2/1986	Wolf .....	A63H 13/10 446/308
D366,076 S *	1/1996	Pedersen .....	D21/621
D611,108 S *	3/2010	Bodin .....	D21/621
D614,252 S	4/2010	Pilgaard	
D689,567 S *	9/2013	Pilgaard .....	D21/621
D689,568 S *	9/2013	Pilgaard .....	D21/658
9,844,734 B2 *	12/2017	Garling .....	F41B 15/00
D864,314 S *	10/2019	Kim .....	D21/621

**1 Claim, 7 Drawing Sheets**






FIG. 1




FIG. 2




FIG. 3

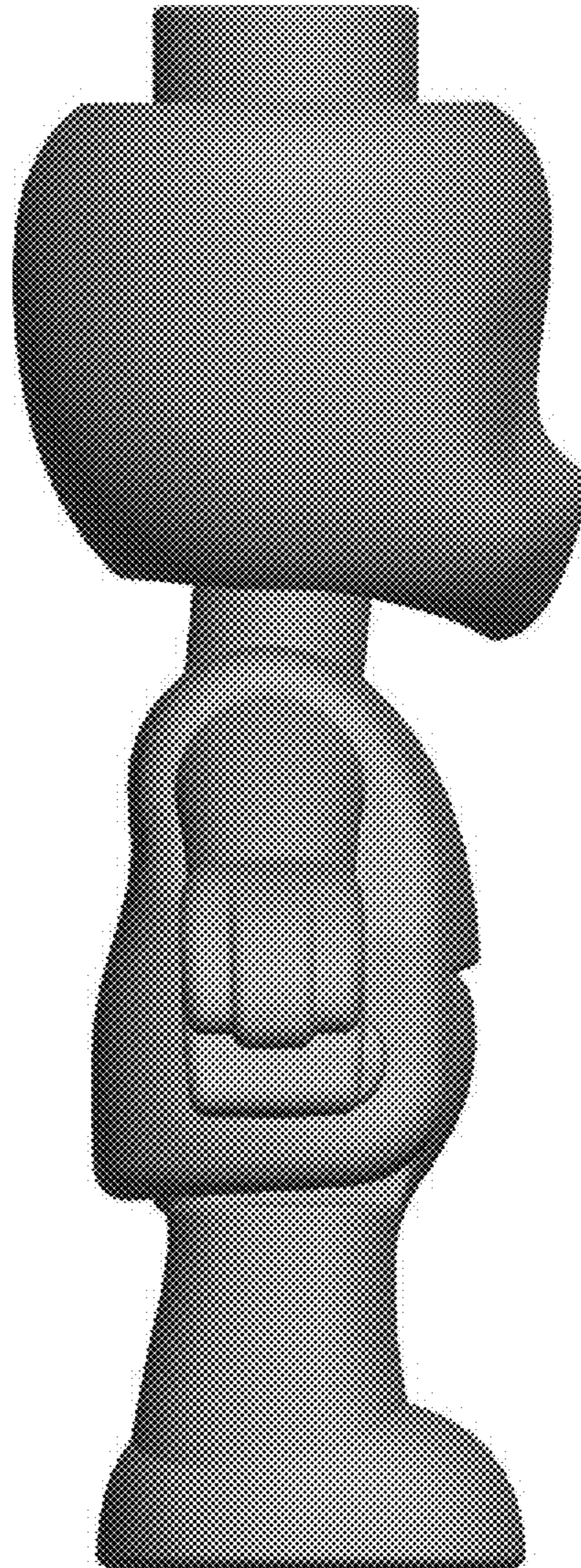


FIG. 4

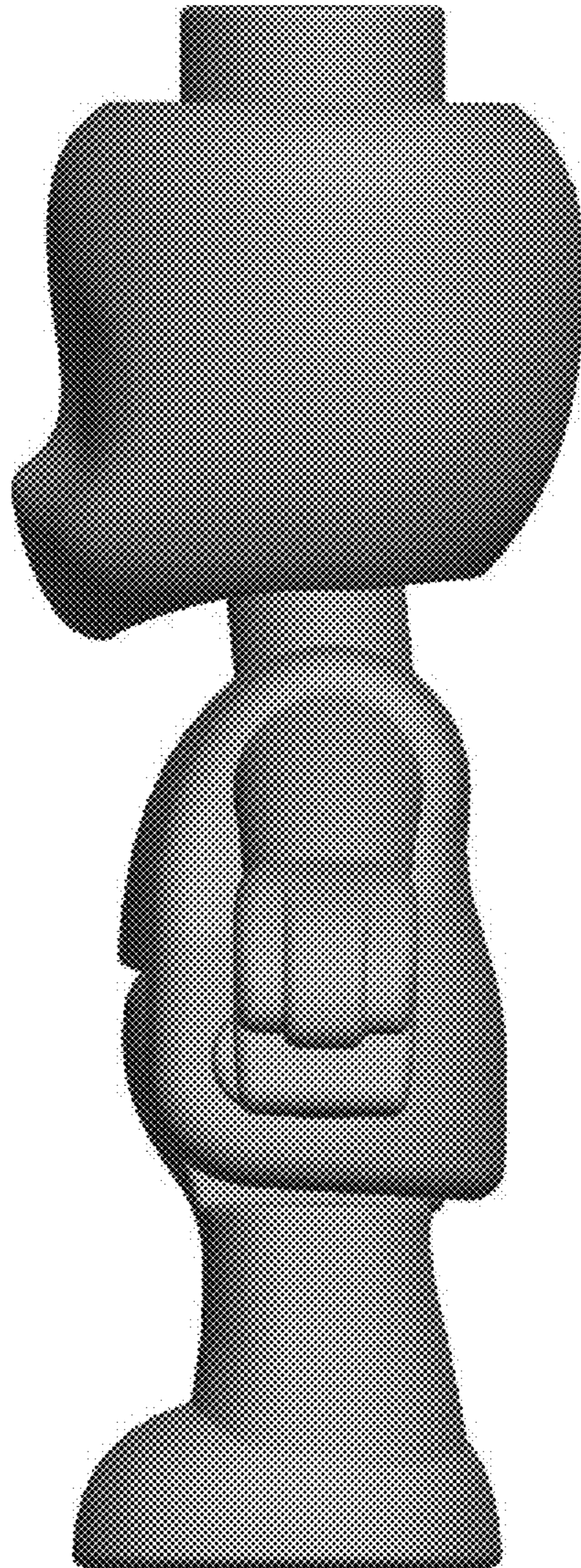


FIG. 5




FIG. 6




FIG. 7