



US00D970647S

(12) **United States Design Patent** (10) **Patent No.:** **US D970,647 S**
Yao (45) **Date of Patent:** **** Nov. 22, 2022**

(54) **STRESS RELIEF TOY** 2003/0418; F41B 11/50; A63H 5/00;
A63H 33/00; A63H 33/001

(71) Applicant: **ANGEL'S CULTURAL & CREATIVE CO., LTD.**, Shenzhen (CN) See application file for complete search history.

(72) Inventor: **Xueqin Yao**, Shenzhen (CN)

(73) Assignee: **ANGEL'S CULTURAL & CREATIVE CO., LTD.**, Shenzhen (CN)

(**) Term: **15 Years**

(21) Appl. No.: **29/839,072**

(22) Filed: **May 18, 2022**

(51) **LOC (13) Cl.** **21-01**

(52) **U.S. Cl.**
USPC **D21/468; D21/623**

(58) **Field of Classification Search**
USPC D21/300, 324, 302, 333, 328, 385, 811, D21/334, 338-346, 350, 377, 398, 466, D21/473, 475, 478, 479, 480, 491, 512, D21/406, 444, 707, 722, 780, 787-789, D21/791, 799.1, 804, 576, 621, 623; D19/90, 136; D7/550.1, 553.4, 553.5, D7/553.7, 553.8, 555-557, 611, 701, 702, D7/708, 624.1, 357, 359, 672, 675, 677, D7/388, 409, 410; D9/758; D30/160; D24/211, 212, 214; D11/121, 124-129, D11/130

CPC A63B 69/20; A63B 69/38; A63B 21/078; A63F 7/249; A63F 7/2472; A63F 9/183; A63F 9/30; A63F 9/0079; A63F 7/2481; A63F 3/00214; A63F 3/00533; A63F 3/00574; A63F 3/00697; A63F 3/0415; A63F 3/06; A63F 3/062; A63F 3/0625; A63F 3/0635; A63F 3/0695; A63F 2003/00258; A63F 2003/00394; A63F 2003/00397; A63F 2003/004; A63F 2003/00457; A63F 2003/00504; A63F

(56) **References Cited**

U.S. PATENT DOCUMENTS

D190,918 S *	7/1961	Poulsen	D21/633
D193,396 S *	8/1962	Rebold	D21/623
D207,910 S *	6/1967	Dam	D21/633
D233,940 S *	12/1974	Mitchell	D21/630
D233,941 S *	12/1974	Mitchell	D21/630

(Continued)

OTHER PUBLICATIONS

“My Little Pony” Apr. 11, 2017, Youtube, site visited Sep. 22, 2022: <https://www.youtube.com/watch?v=cHkAiWgPVEM> (Year: 2017).*

(Continued)

Primary Examiner — Jack Reickel
Assistant Examiner — Salamah Jordan
(74) *Attorney, Agent, or Firm* — Daniel M. Cohn;
Howard M. Cohn

(57) **CLAIM**

The ornamental design for a stress relief toy, as shown and described.

DESCRIPTION

FIG. 1 is a perspective view of a stress relief toy showing my new design;
FIG. 2 is another perspective view thereof;
FIG. 3 is a front elevational view thereof;
FIG. 4 is a rear elevational view thereof;
FIG. 5 is a left side elevational view thereof;
FIG. 6 is a right side elevational view thereof;
FIG. 7 is a top plan view thereof; and,
FIG. 8 is a bottom plan view thereof.
The broken lines in the drawings depict portions of the stress relief toy that form no part of the claimed design.

1 Claim, 8 Drawing Sheets



(56)

References Cited

U.S. PATENT DOCUMENTS

D280,534	S	*	9/1985	Cassaro	D21/623
D398,775	S	*	9/1998	Fritsche	D3/211
D425,150	S	*	5/2000	Cavellier	D21/624
D467,630	S		12/2002	Kawakita		
D498,270	S	*	11/2004	Lewis	D21/623
D560,067	S	*	1/2008	Stein	D21/604
D602,998	S	*	10/2009	Garcia	D21/468
D602,999	S	*	10/2009	Garcia	D21/468
D605,547	S	*	12/2009	Jouan	D11/83
D608,678	S	*	1/2010	Jouan	D11/83
D609,286	S	*	2/2010	Badura	D21/621
D620,386	S	*	7/2010	Deruelles	D11/82
D685,864	S	*	7/2013	Matthews	D21/633
D712,492	S	*	9/2014	Stein	D21/633
D766,569	S	*	9/2016	Lee	D21/604
D835,215	S		12/2018	Hochstrasser		
D885,750	S	*	6/2020	Mudrick	D3/207
D885,751	S	*	6/2020	Mudrick	D3/207
D900,252	S	*	10/2020	Sarkar	D21/576
D937,359	S	*	11/2021	Chen	D21/468
D960,760	S	*	8/2022	Huang	D3/211

OTHER PUBLICATIONS

“T-rolls Party Favors” Mar. 26, 2021, Amazon, site visited Sep. 22, 2022: <https://amzn.to/3BXxpES> (Year: 2021).*

* cited by examiner



FIG. 1



FIG. 2




FIG. 3

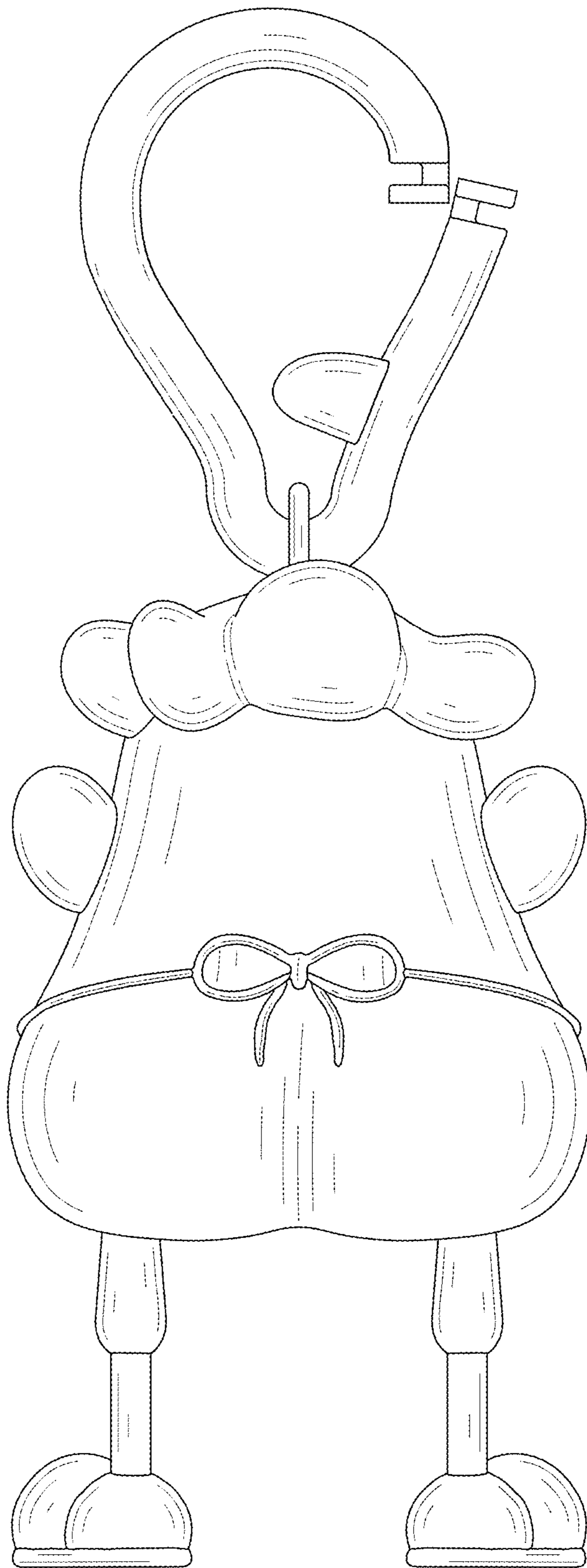


FIG. 4

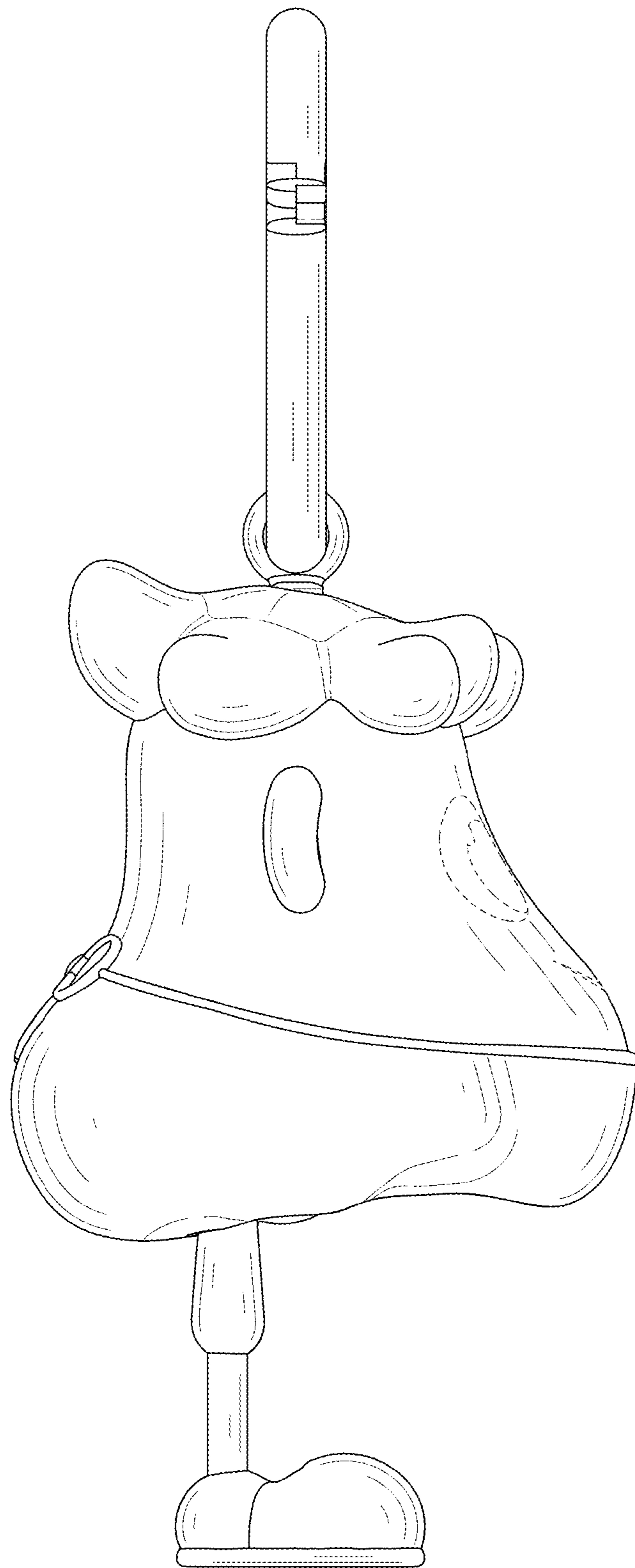


FIG. 5

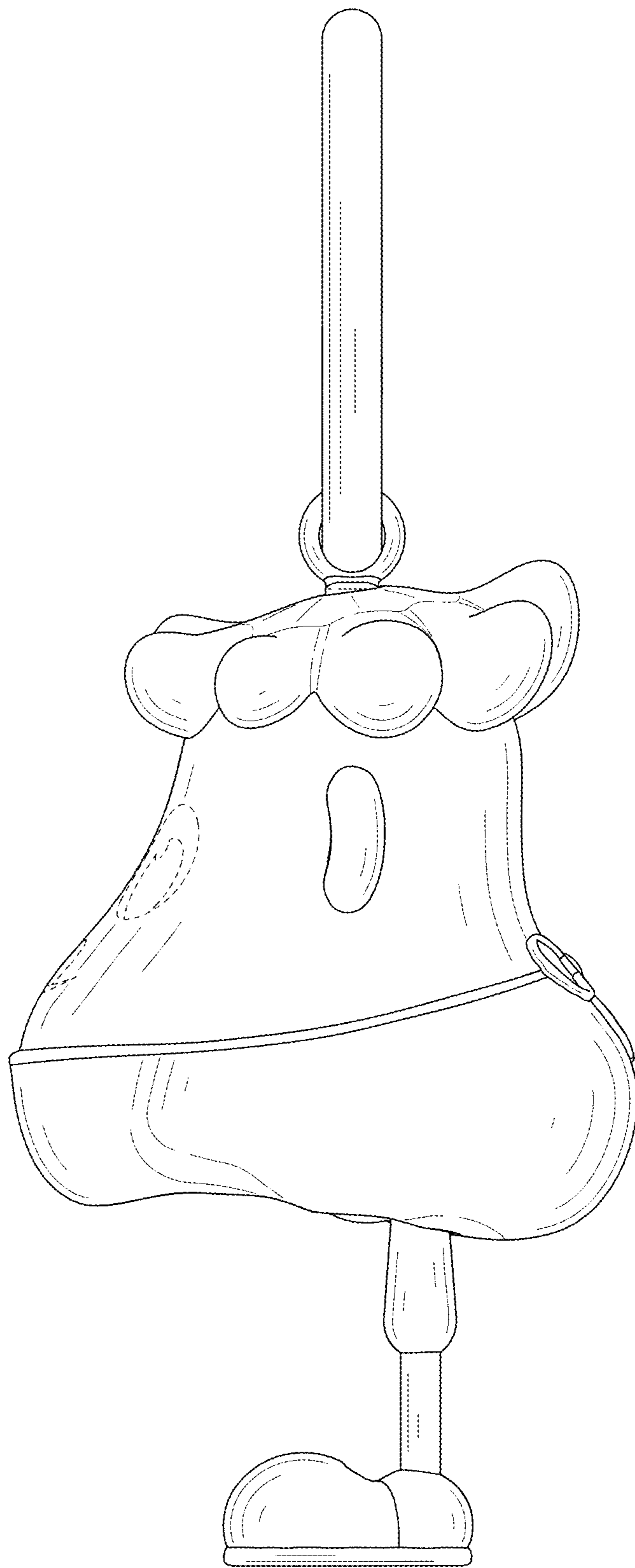


FIG. 6

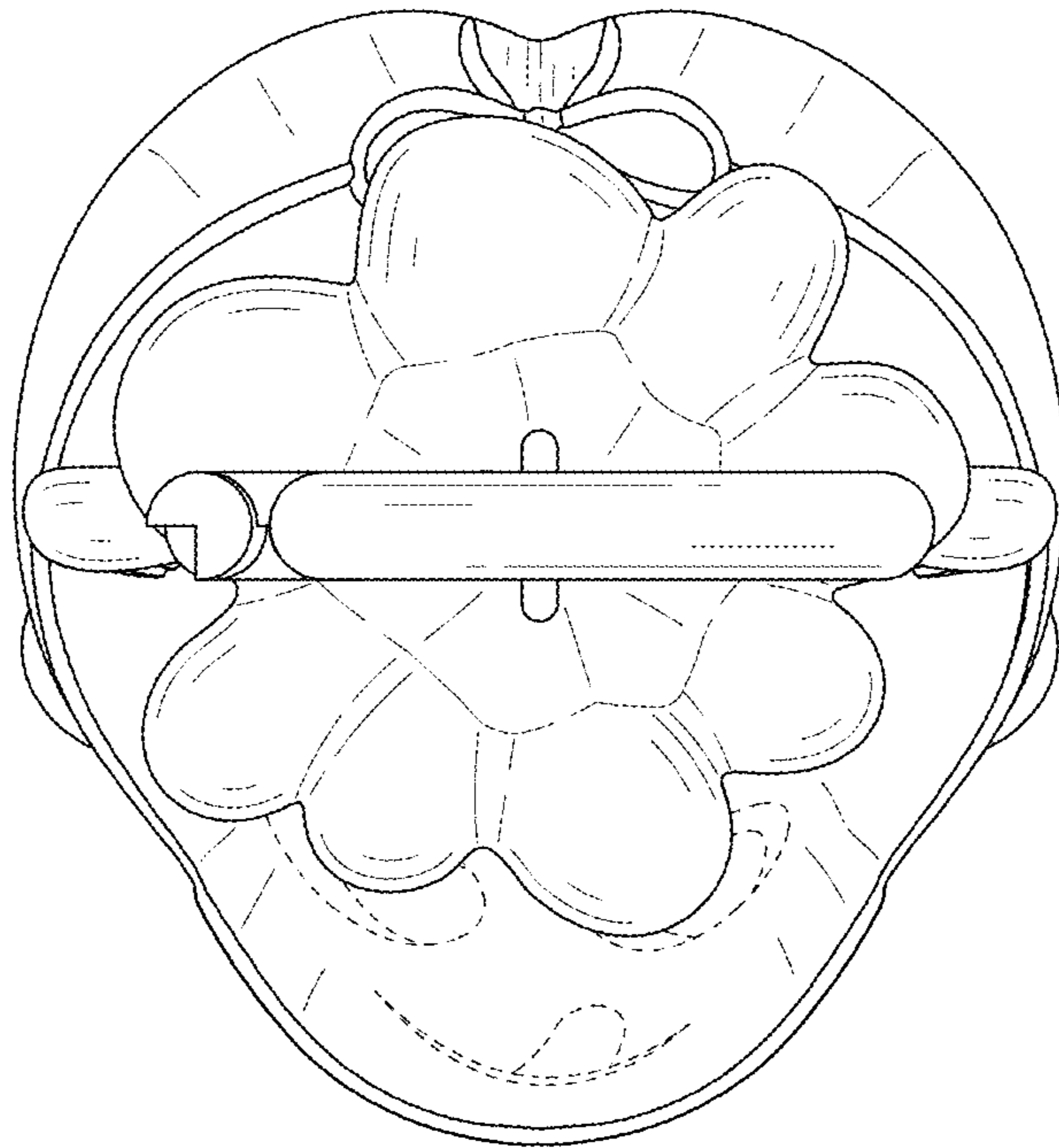


FIG. 7

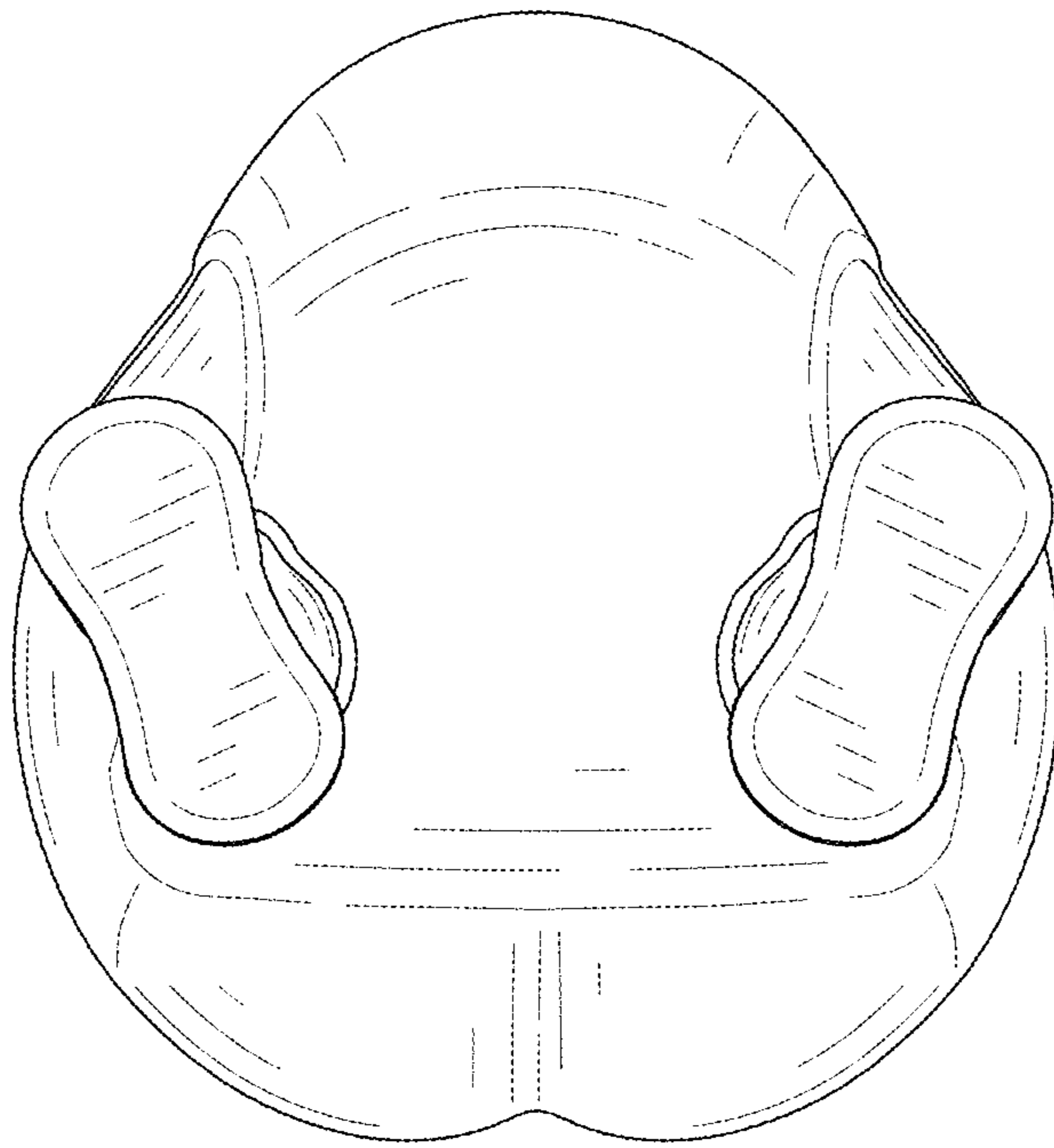


FIG. 8