



US00D970642S

(12) **United States Design Patent** (10) **Patent No.:** **US D970,642 S**  
**Luo** (45) **Date of Patent:** **\*\* Nov. 22, 2022**

(54) **TOY**  
(71) Applicant: **Shenzhen Q UNCLE Technology Co., LTD**, Shenzhen (CN)  
(72) Inventor: **Huiyong Luo**, Huizhou (CN)  
(73) Assignee: **Shenzhen Q UNCLE Technology Co., LTD**, Shenzhen (CN)  
(\*\*) Term: **15 Years**  
(21) Appl. No.: **29/828,478**  
(22) Filed: **Feb. 26, 2022**  
(30) **Foreign Application Priority Data**

Dec. 10, 2021 (CN) ..... 202130818042.7  
(51) **LOC (13) Cl.** ..... **21-01**  
(52) **U.S. Cl.**  
USPC ..... **D21/468**

(58) **Field of Classification Search**  
USPC ..... D21/313, 339, 366, 386, 389, 392, 397, D21/466, 468, 493, 496  
CPC .... A63F 3/00; A63F 3/00003; A63F 3/00094; A63F 3/00097; A63F 3/00173; A63F 3/0023; A63F 3/00261; A63F 3/00574; A63F 3/0415; A63F 3/06; A63F 3/062; A63F 3/0625; A63F 2003/00258; A63F 2003/00394; A63F 2003/00397; A63F 2003/004; A63F 2003/00492; A63F 2003/00504; A63F 2003/00747; A63F 2003/00794; A63F 2003/00826; A63F 2003/00829; A63F 9/00; A63F 9/0001; A63F 9/001; A63F 9/0073; A63F 9/0093; A63F 9/0098; A63F 9/06; A63F 2250/02; A63F 2250/025; A63F 2250/18; A63F 2250/54; A63F 3/00176; A63F 3/00214; A63F 3/00697; A63F 3/0695  
See application file for complete search history.

(56) **References Cited**

U.S. PATENT DOCUMENTS

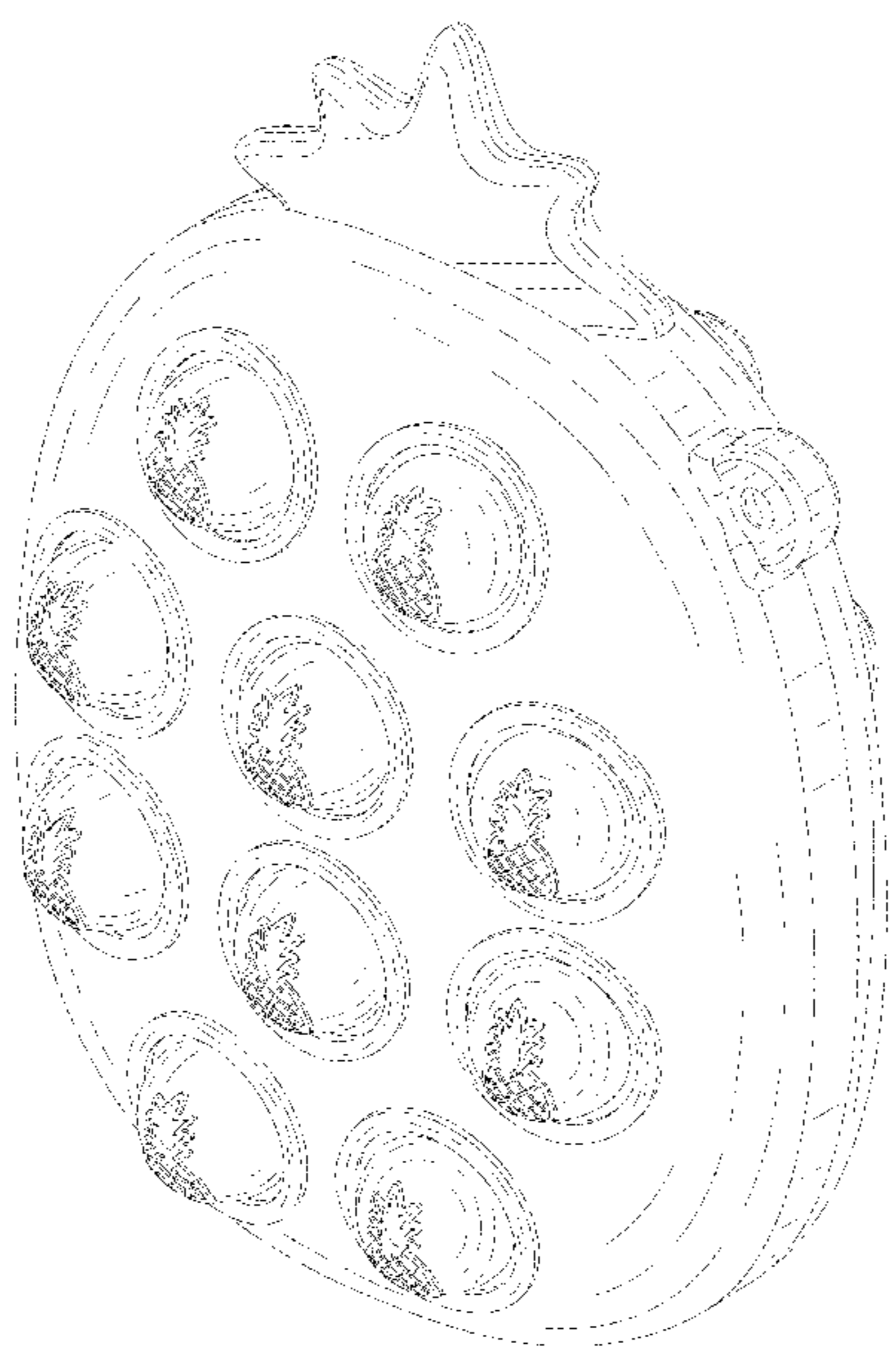
4,890,845	A	*	1/1990	Gatewood	.....	A63F 3/00261
						273/DIG. 26
D335,900	S	*	5/1993	Oshimi	.....	D21/475
D491,234	S	*	6/2004	Rom	.....	D21/478
D501,231	S	*	1/2005	Rom	.....	D21/478
D619,652	S	*	7/2010	Voss	.....	D19/60
D908,811	S	*	1/2021	Carson	.....	A63F 3/00261
						D21/468
D940,243	S	*	1/2022	Yu	.....	D21/313
D941,398	S		1/2022	Zhang		
D943,679	S		2/2022	Huang		
D946,660	S	*	3/2022	Deng	.....	D21/350
D947,061	S	*	3/2022	Deng	.....	D21/468
D950,649	S	*	5/2022	Deng	.....	D21/468
D953,440	S	*	5/2022	Li	.....	D21/468
D960,251	S	*	8/2022	Luo	.....	D21/468
D960,252	S	*	8/2022	Shi	.....	D21/468

\* cited by examiner  
*Primary Examiner* — Philip S Hyder  
(74) *Attorney, Agent, or Firm* — Jeenam Park

(57) **CLAIM**  
The ornamental design for a toy, as shown and described.

**DESCRIPTION**  
FIG. 1 is a perspective view of a toy, showing my new design;  
FIG. 2 is another perspective view thereof;  
FIG. 3 is a front view thereof;  
FIG. 4 is a rear view thereof;  
FIG. 5 is a left side view thereof;  
FIG. 6 is a right side view thereof;  
FIG. 7 is a top plan view thereof; and,  
FIG. 8 is a bottom plan view thereof.

**1 Claim, 8 Drawing Sheets**






FIG. 1




FIG. 2




FIG. 3




FIG. 4

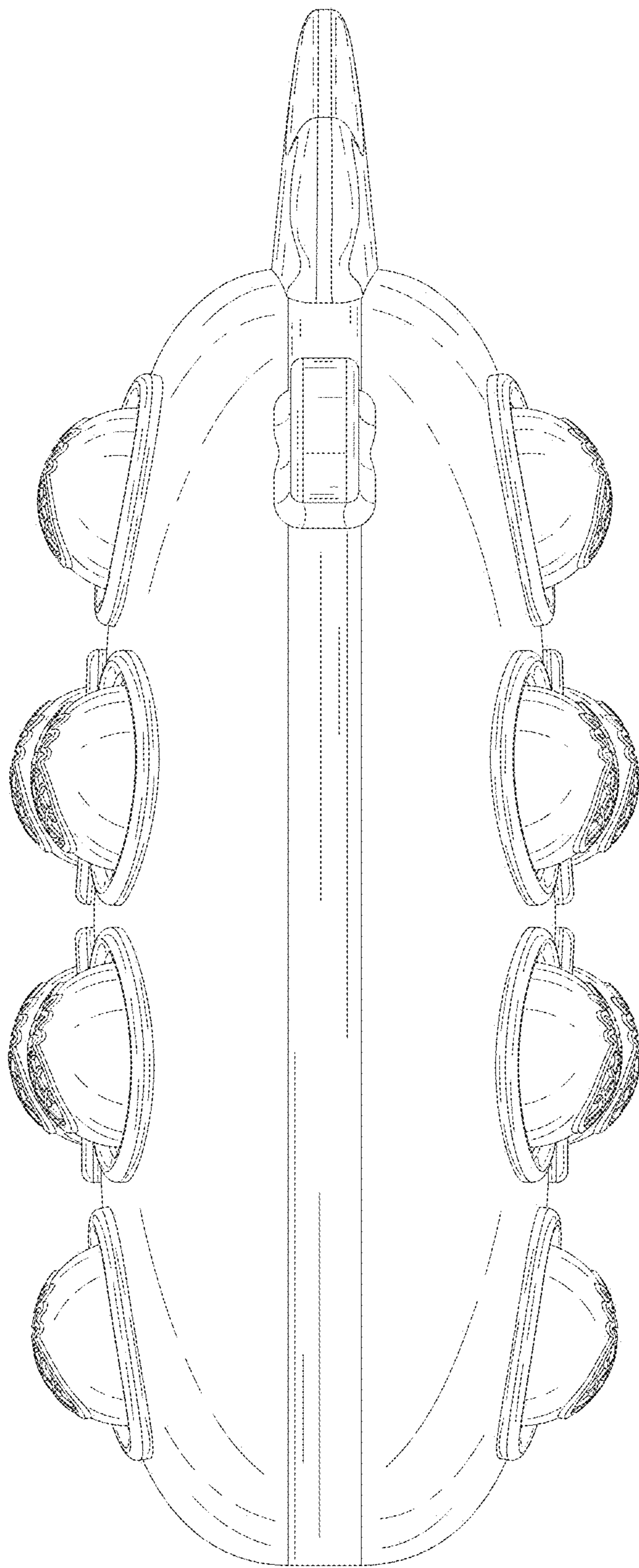


FIG. 5

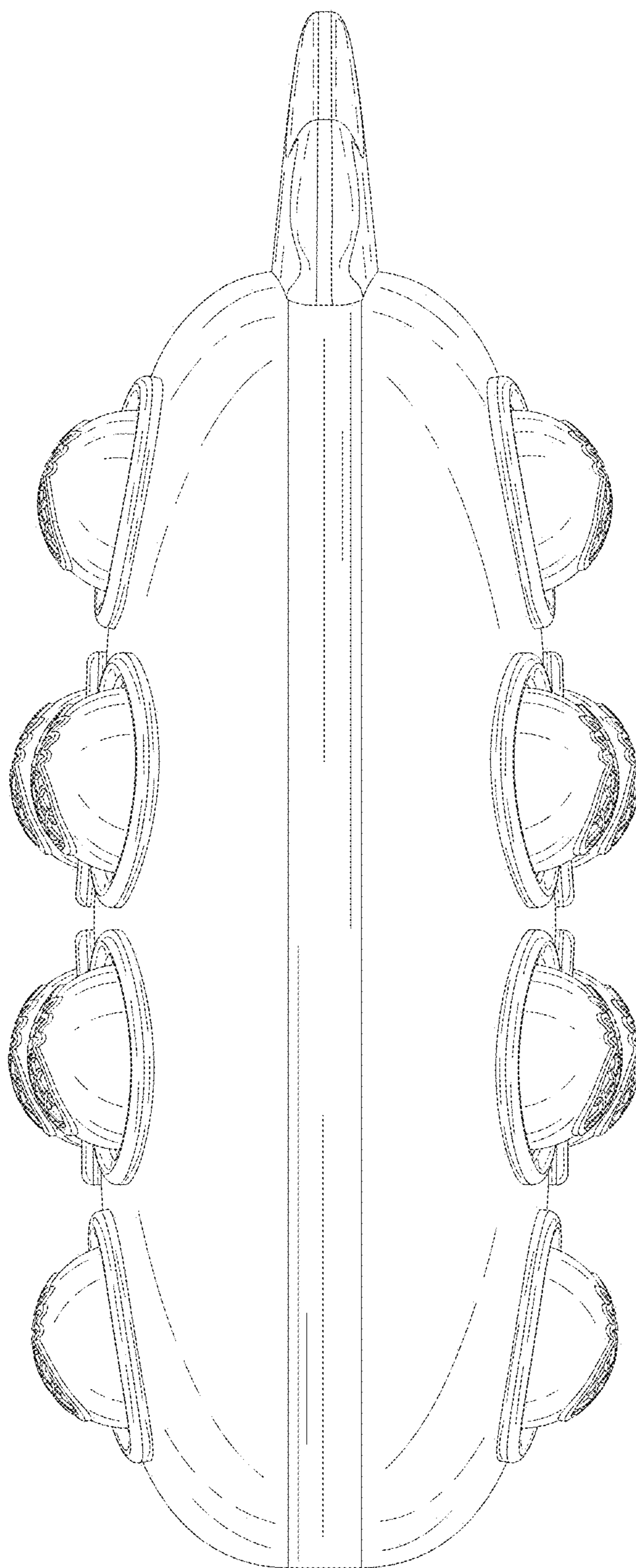


FIG. 6

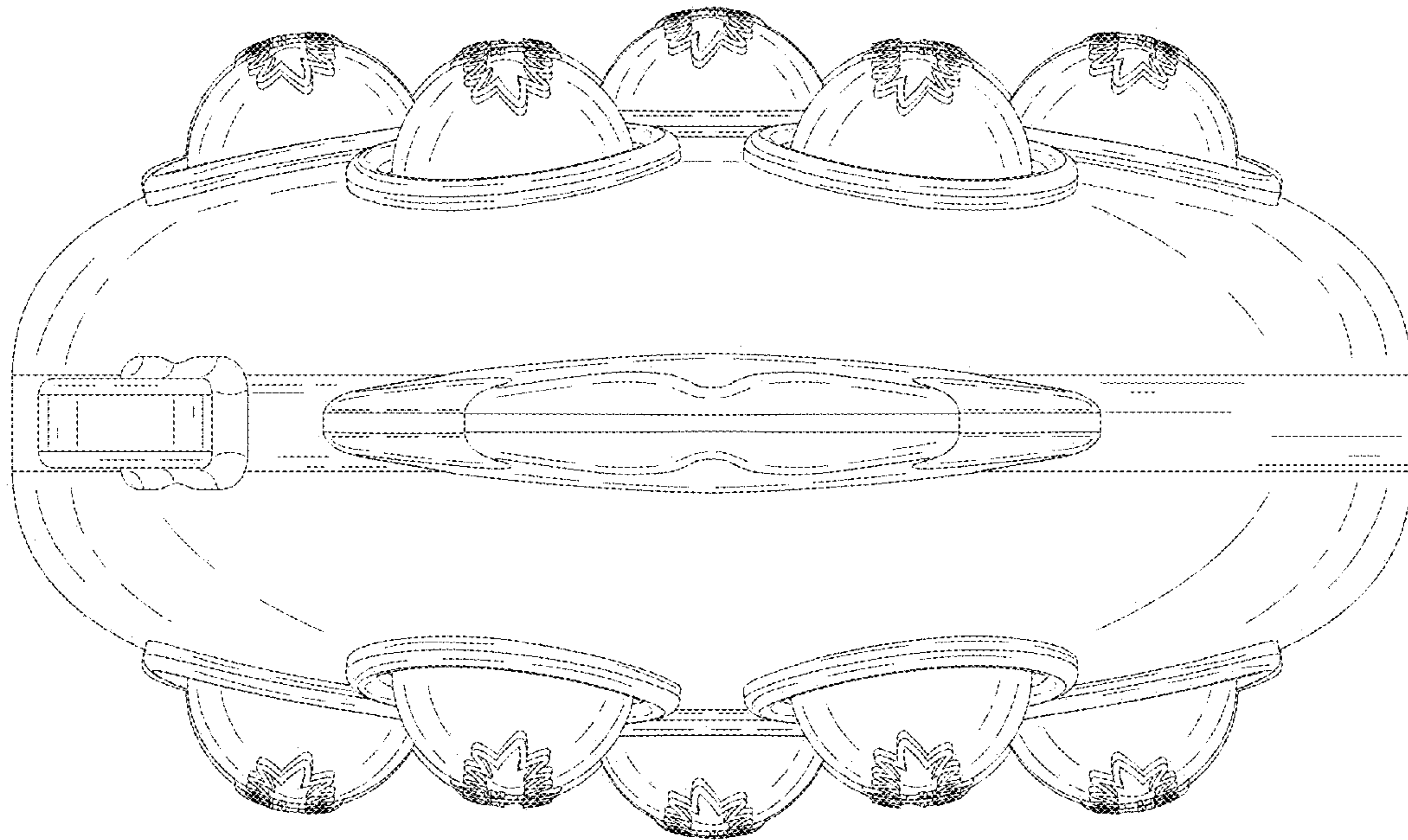


FIG. 7



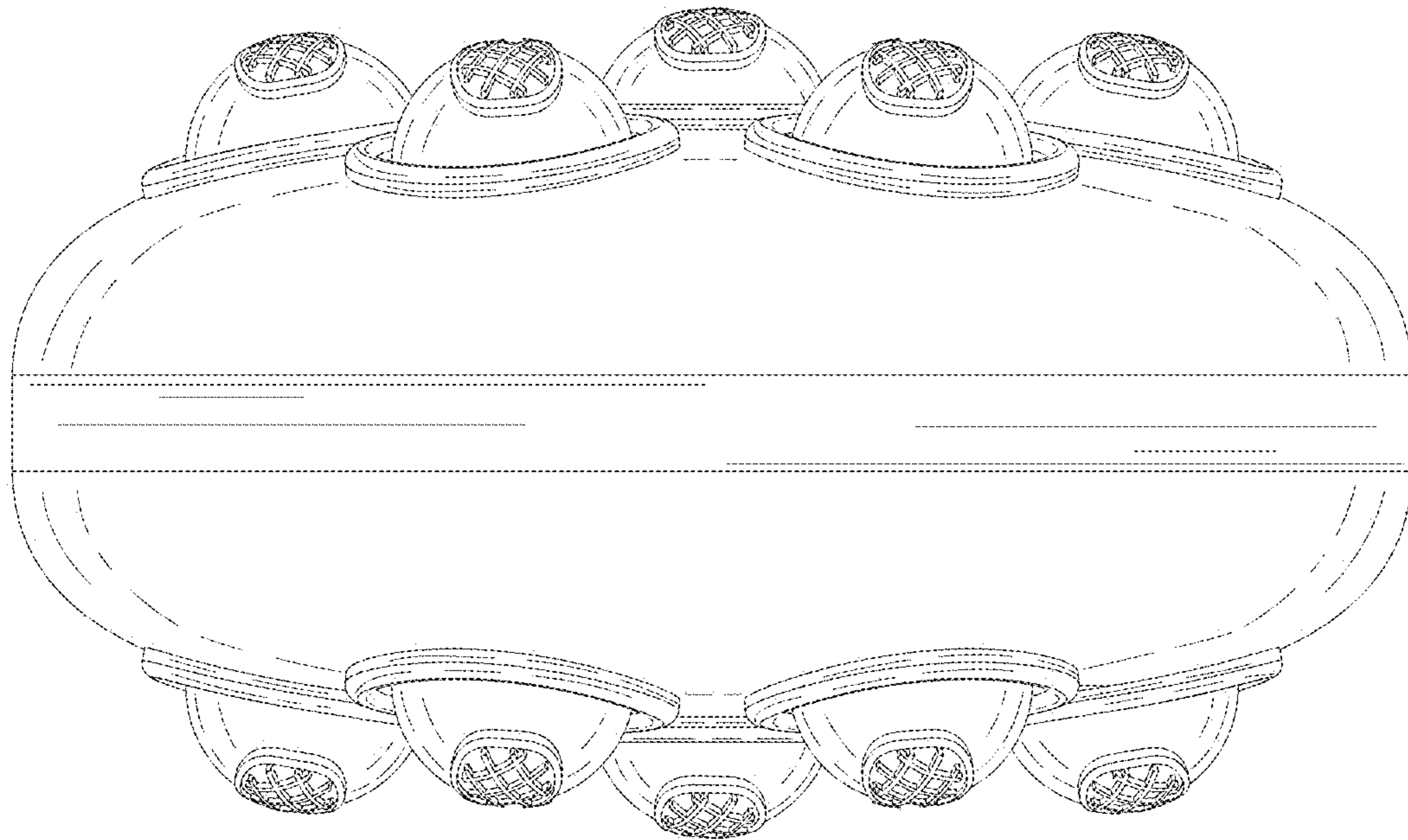


FIG. 8