



US00D970639S

(12) **United States Design Patent** (10) **Patent No.:** **US D970,639 S**
Yu (45) **Date of Patent:** **** Nov. 22, 2022**

(54) **BAG**
(71) Applicant: **Dongguan Chokway Silicone Co., Ltd.**, Dongguan (CN)
(72) Inventor: **XiaoBin Yu**, Shenzhen (CN)
(**) Term: **15 Years**

D924,336 S * 7/2021 Yu D21/341
D924,980 S * 7/2021 Yu D21/341
D930,084 S * 9/2021 Ye D21/468
D937,359 S * 11/2021 Chen D21/360
D939,635 S * 12/2021 Chen D21/468
D941,398 S * 1/2022 Zhang D21/468
D943,026 S * 2/2022 Yu D21/350
D944,332 S * 2/2022 Yu D21/468

(Continued)

(21) Appl. No.: **29/818,295**

FOREIGN PATENT DOCUMENTS

(22) Filed: **Dec. 8, 2021**

GB 6178599 * 11/2021

(30) **Foreign Application Priority Data**

OTHER PUBLICATIONS

Nov. 26, 2021 (CN) 202130782098.1

“Mini Cartoon Design Pop It Bag” May 31, 2022, Shein, site visited Aug. 26, 2022: <https://bit.ly/3TiH3Ze> (Year: 2022).*

(51) **LOC (13) Cl.** **21-01**

(Continued)

(52) **U.S. Cl.**
USPC **D21/468**

Primary Examiner — Jack Reickel
Assistant Examiner — Salamah Jordan

(58) **Field of Classification Search**
USPC D21/334, 338–346, 350, 377, 385, 473,
D21/475, 478, 491, 512, 406, 444;
D19/90, 136; D7/550.1, 553.4, 553.5,
D7/553.7, 553.8, 555–557, 611, 701, 702,
D7/708, 624.1, 357, 359, 672, 675, 677,
D7/388, 409, 410; D9/758

(57) **CLAIM**

The ornamental design for a bag, as shown and described.

CPC A63B 21/078; A63H 5/00; A63H 33/00;
A63H 33/001; A63F 3/00214; A63F
3/00533; A63F 3/00574; A63F 3/00697;
A63F 3/0415; A63F 3/06; A63F 3/062;
A63F 3/0625; A63F 3/0635; A63F
3/0695; A63F 2003/00258; A63F
2003/00394; A63F 2003/00397; A63F
2003/004; A63F 2003/00457; A63F
2003/00504; A63F 2003/0418

DESCRIPTION

FIG. 1 is a front and top perspective view of a bag, showing my new design;
FIG. 2 is a rear and bottom perspective view thereof;
FIG. 3 is a front elevation view thereof;
FIG. 4 is a rear elevation view thereof;
FIG. 5 is a left side elevation view thereof;
FIG. 6 is a right side elevation view thereof;
FIG. 7 is a top plan view thereof;
FIG. 8 is a bottom plan view thereof; and,
FIG. 9 is an enlarged view of a portion indicated with numeric 9 in FIG. 1.

See application file for complete search history.

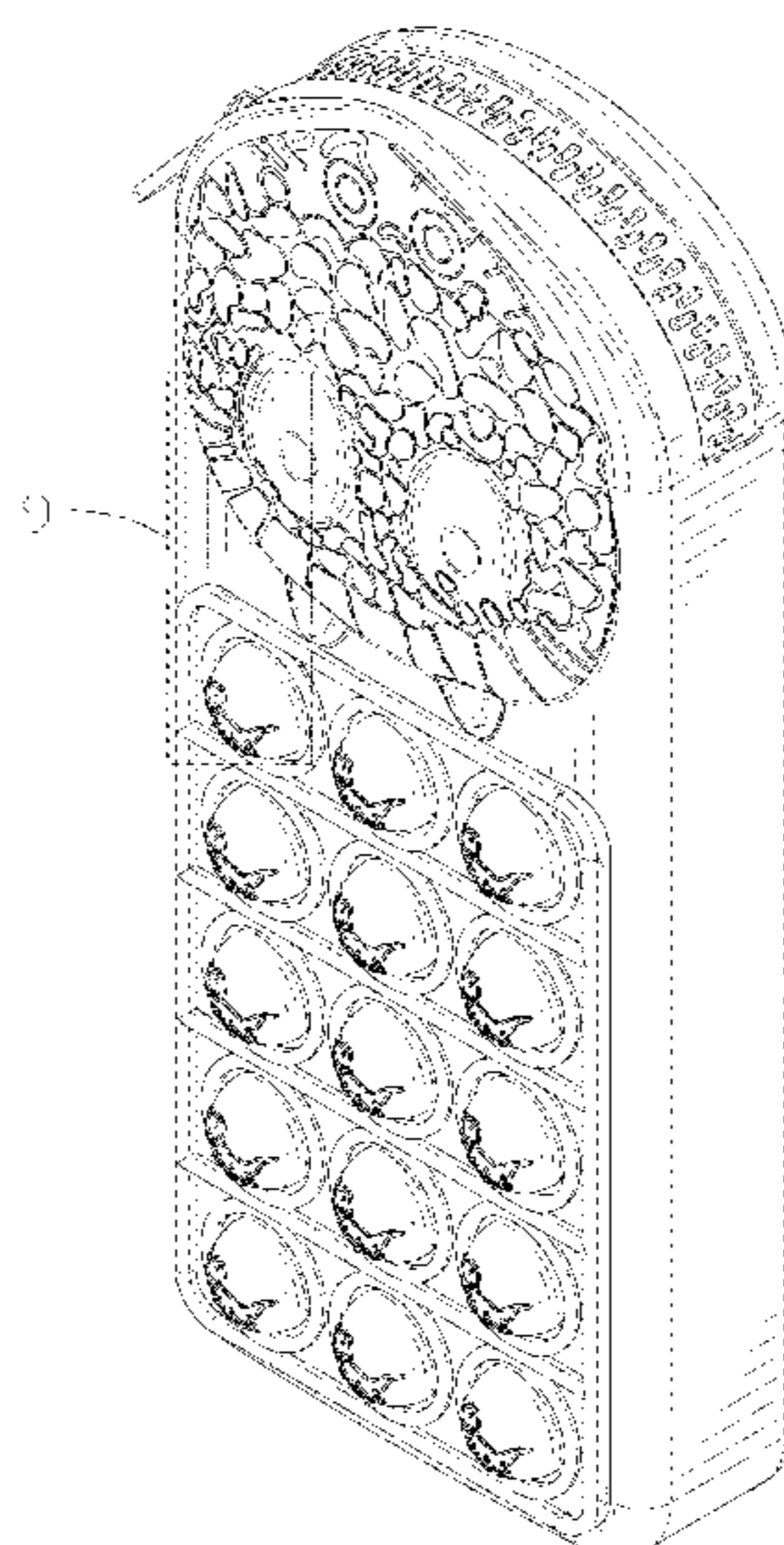
The dash dot dash lines in FIGS. 1 and 9 are for the purpose of depicting the boundary lines of the enlarged view and form no part of the claimed design.

(56) **References Cited**

U.S. PATENT DOCUMENTS

D856,792 S 8/2019 Zussman
D921,118 S * 6/2021 Yu D21/350

1 Claim, 9 Drawing Sheets



(56)

References Cited

U.S. PATENT DOCUMENTS

D946,660	S	*	3/2022	Deng	D21/350
D947,953	S	*	4/2022	Cui	D21/468
D948,630	S	*	4/2022	Yu	D21/468
D950,649	S	*	5/2022	Deng	D21/468
D952,748	S	*	5/2022	Li	D21/350
D953,440	S	*	5/2022	Li	D21/468
D955,499	S	*	6/2022	Li	D21/468

OTHER PUBLICATIONS

“Pop Shoulder Bag”, Dec. 25, 2021, Amazon, site visited Aug. 26, 2022: <https://amzn.to/3Ko6QLr> (Year: 2021).*

* cited by examiner

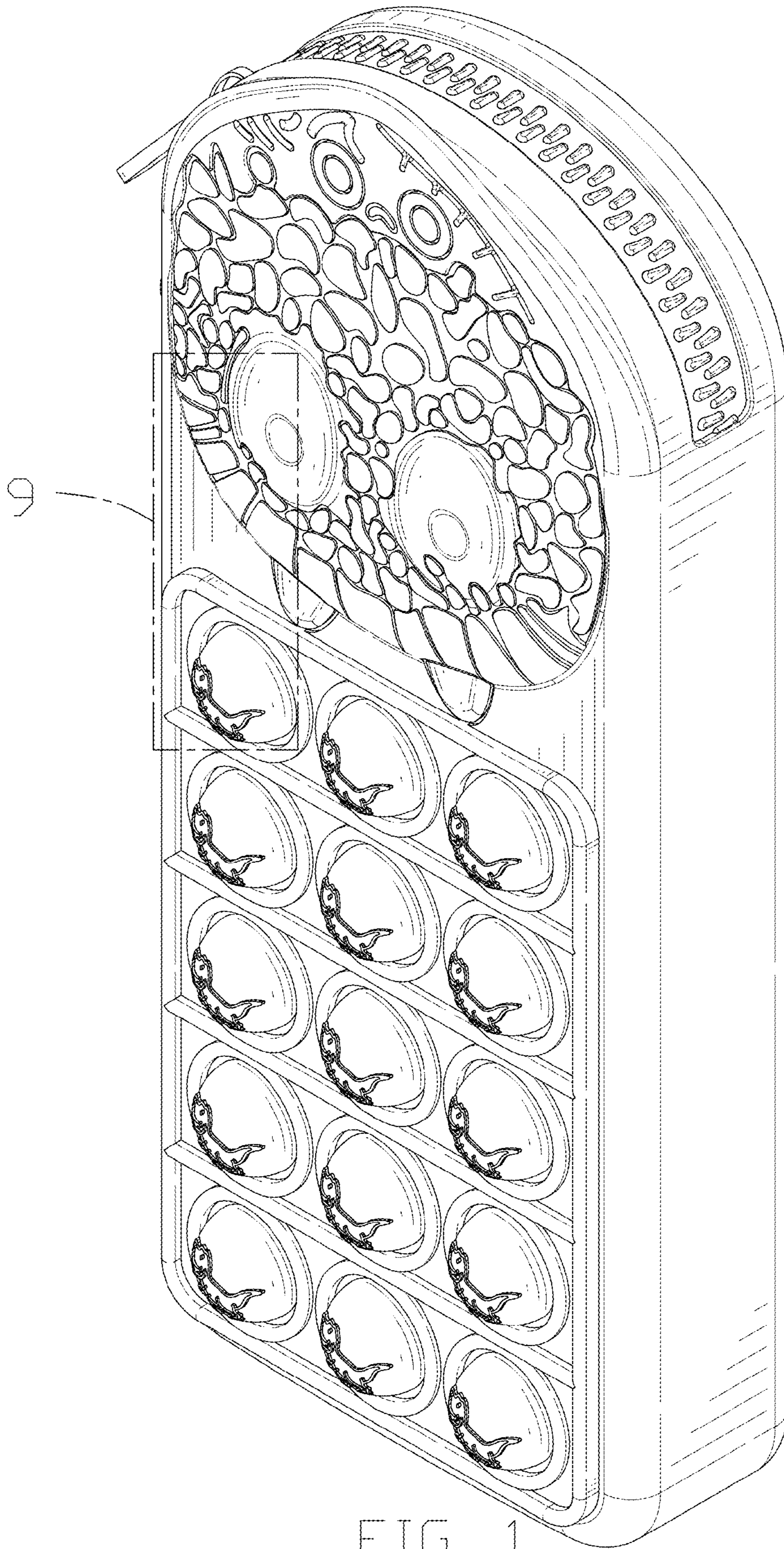


FIG. 1




FIG. 2




FIG. 3




FIG. 4

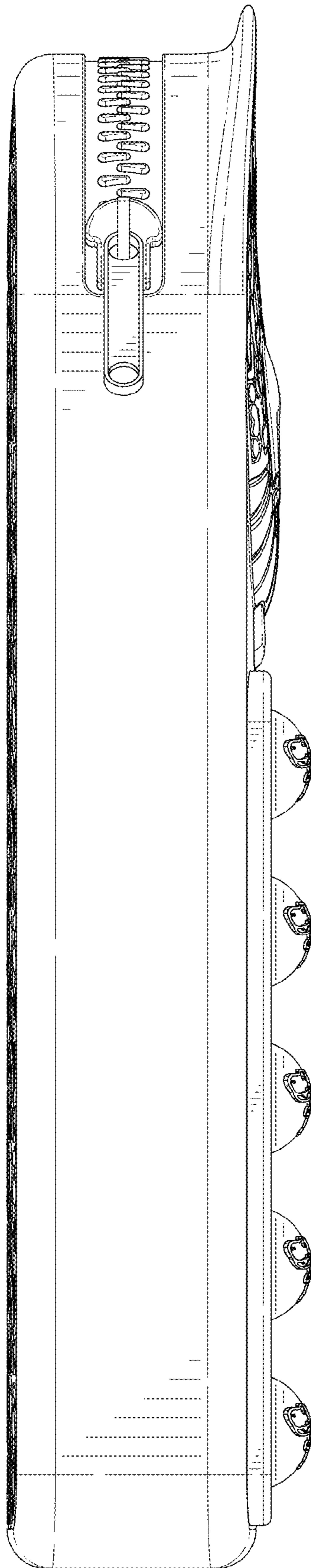


FIG. 5

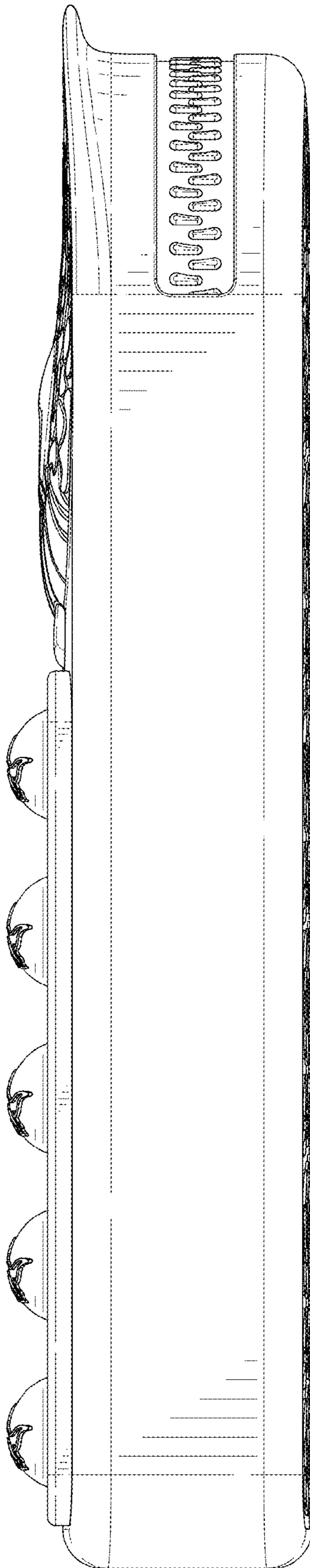


FIG. 6

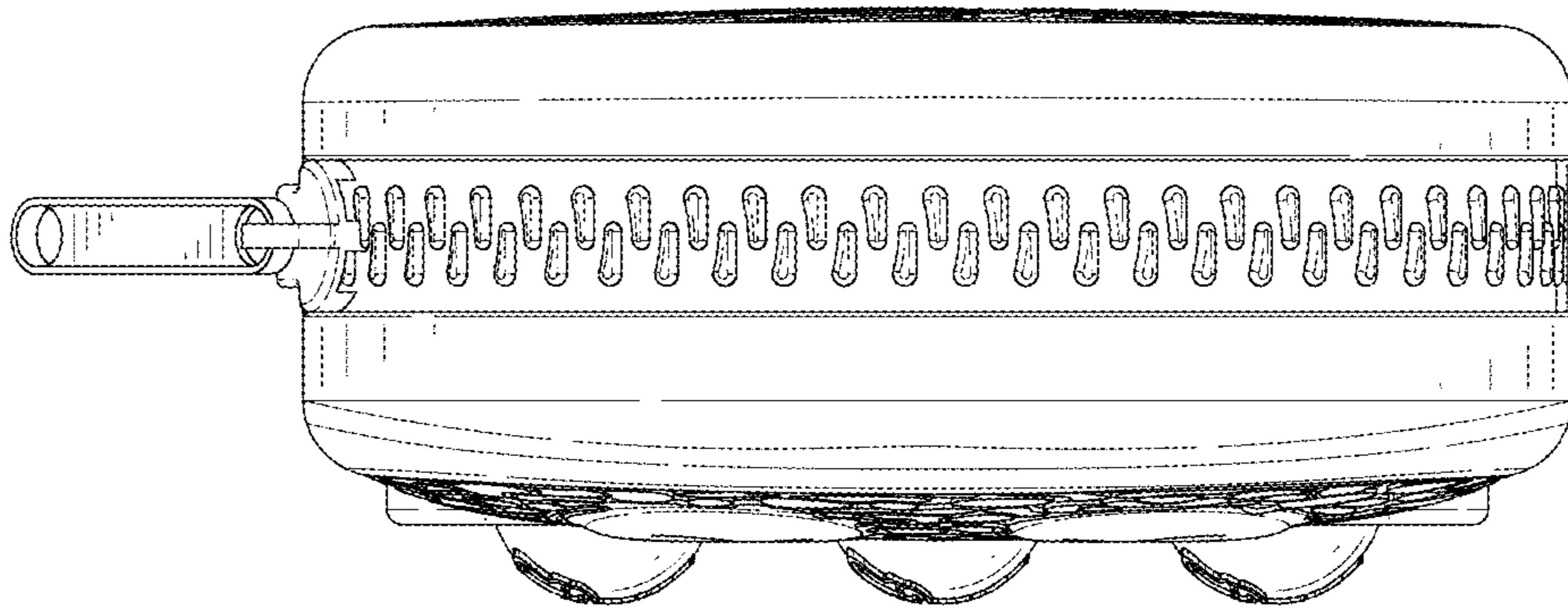


FIG. 7

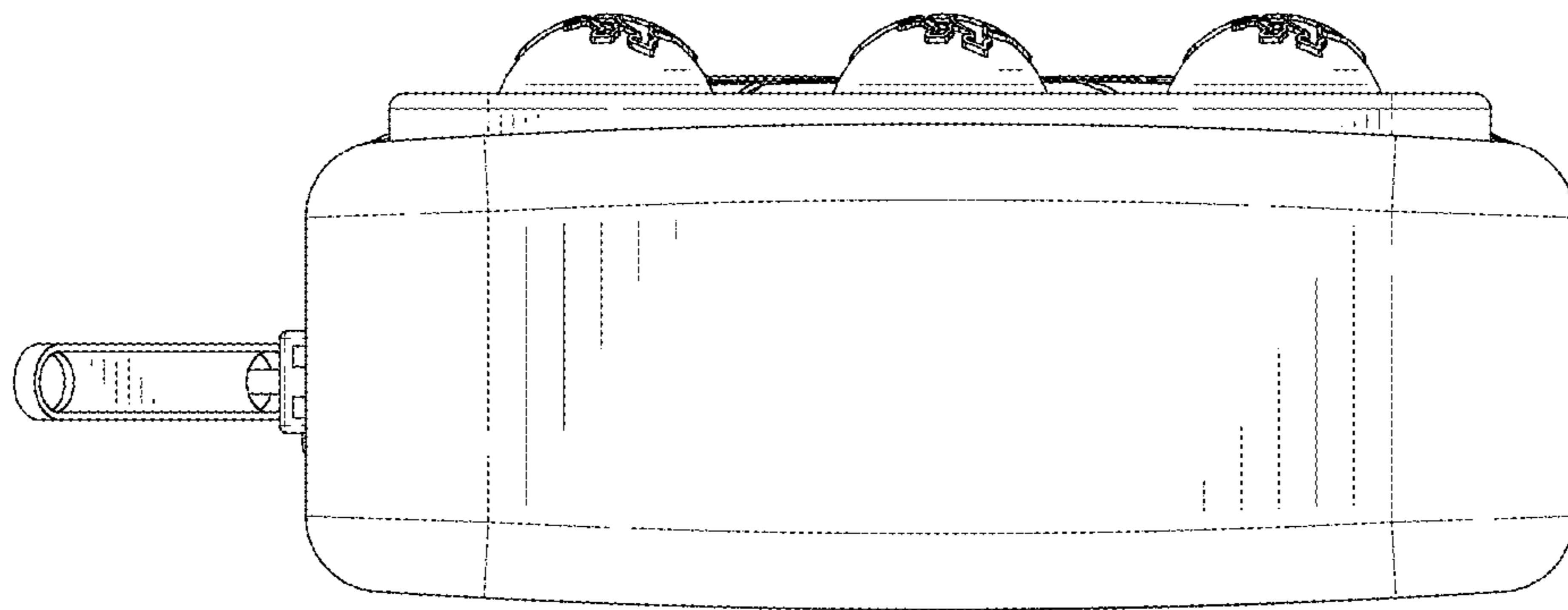


FIG. 8




FIG. 9