



US00D970638S

(12) **United States Design Patent** (10) **Patent No.:** **US D970,638 S**
Yang (45) **Date of Patent:** **** Nov. 22, 2022**

(54) **BAG**
(71) Applicant: **Dongguan Parallel Space-Time Culture Media Partnership Enterprise, Dongguan (CN)**
(72) Inventor: **Liu Yang, Dongguan (CN)**
(73) Assignee: **Dongguan Parallel Space-Time Culture Media Partnership Enterprise, Dongguan (CN)**

(**) Term: **15 Years**
(21) Appl. No.: **29/811,563**

(22) Filed: **Oct. 15, 2021**

(30) **Foreign Application Priority Data**
Sep. 18, 2021 (CN) 202130625323.0

(51) **LOC (13) Cl.** **21-01**
(52) **U.S. Cl.**
USPC **D21/468**

(58) **Field of Classification Search**
USPC D21/334, 338-346, 350, 377, 385, 473, D21/475, 478, 491, 512, 406, 444; D19/90, 136; D7/550.1, 553.4, 553.5, D7/553.7, 553.8, 555-557, 611, 701, 702, D7/708, 624.1, 357, 359, 672, 675, 677, D7/388, 409, 410; D9/758
CPC A63B 21/078; A63H 5/00; A63H 33/00; A63H 33/001; A63F 3/00214; A63F 3/00533; A63F 3/00574; A63F 3/00697; A63F 3/0415; A63F 3/06; A63F 3/062; A63F 3/0625; A63F 3/0635; A63F 3/0695; A63F 2003/00258; A63F 2003/00394; A63F 2003/00397; A63F 2003/004; A63F 2003/00457; A63F 2003/00504; A63F 2003/0418

See application file for complete search history.

(56) **References Cited**
U.S. PATENT DOCUMENTS
D921,118 S * 6/2021 Yu D21/350
D922,766 S 6/2021 Lagerfeld
D923,323 S 6/2021 Seiders et al.
D924,070 S 7/2021 Zhu et al.
D924,336 S * 7/2021 Yu D21/341
D924,980 S * 7/2021 Yu D21/341
(Continued)

FOREIGN PATENT DOCUMENTS
GB 6178608 * 11/2021

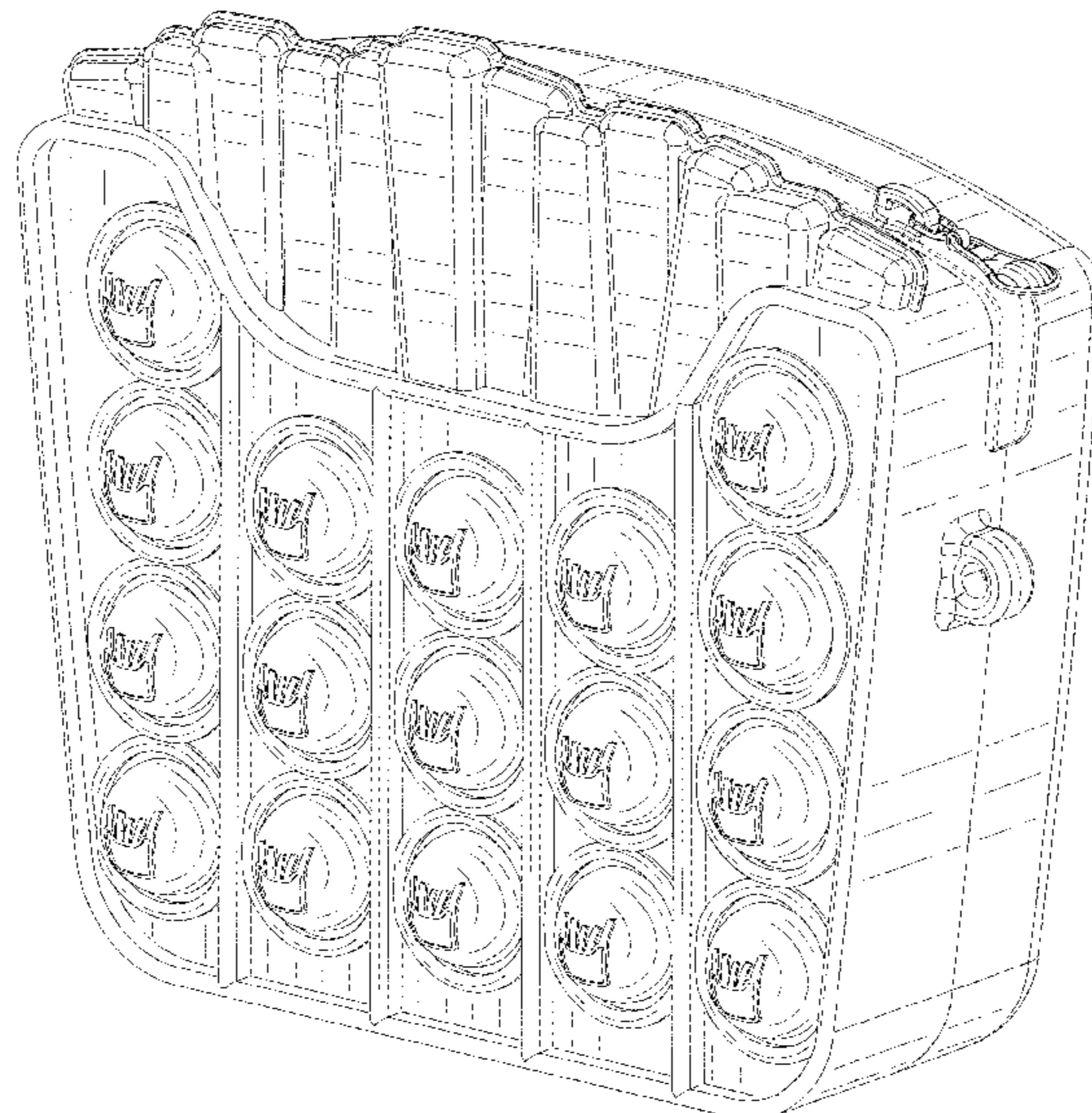
OTHER PUBLICATIONS
“Purse for Girls French Fries Crossbody Bag”, Dec. 15, 2021, Amazon, site visited Aug. 15, 2022: <https://amzn.to/3w68zz7> (Year: 2021).*
(Continued)

Primary Examiner — Jack Reickel
Assistant Examiner — Salamah Jordan
(74) *Attorney, Agent, or Firm* — Jeenam Park

(57) **CLAIM**
The ornamental design for a bag, as shown and described.

DESCRIPTION
FIG. 1 is a perspective view of a bag, showing my new design;
FIG. 2 is another perspective view thereof;
FIG. 3 is a front view thereof;
FIG. 4 is a rear view thereof;
FIG. 5 is a left side view thereof;
FIG. 6 is a right side view thereof;
FIG. 7 is a top plan view thereof; and,
FIG. 8 is a bottom plan view thereof.
The broken line showing of the bag is for the purpose of illustrating article and forms no part of the claimed design.

1 Claim, 8 Drawing Sheets



(56)

References Cited

U.S. PATENT DOCUMENTS

D930,084 S *	9/2021	Ye	D21/468
D937,359 S *	11/2021	Chen	D21/360
D939,635 S *	12/2021	Chen	D21/468
D941,398 S *	1/2022	Zhang	D21/468
D943,026 S *	2/2022	Yu	D21/350
D944,332 S *	2/2022	Yu	D21/468
D946,660 S *	3/2022	Deng	D21/350
D947,953 S *	4/2022	Cui	D21/468
D948,630 S *	4/2022	Yu	D21/468
D950,649 S *	5/2022	Deng	D21/468
D952,748 S *	5/2022	Li	D21/350
D953,440 S *	5/2022	Li	D21/468
D955,499 S *	6/2022	Li	D21/468

OTHER PUBLICATIONS

“New Pop It Unboxing”, Jul. 29, 2021, Youtube, site visited Aug. 15, 2022: https://www.youtube.com/watch?v=cqg__2FY-P8 (Year: 2021).*

“DIY Toys”, Jun. 19, 2021, Youtube, site visited Aug. 15, 2022: <https://www.youtube.com/watch?v=B-QqQV-I0ds> (Year: 2021).*

* cited by examiner

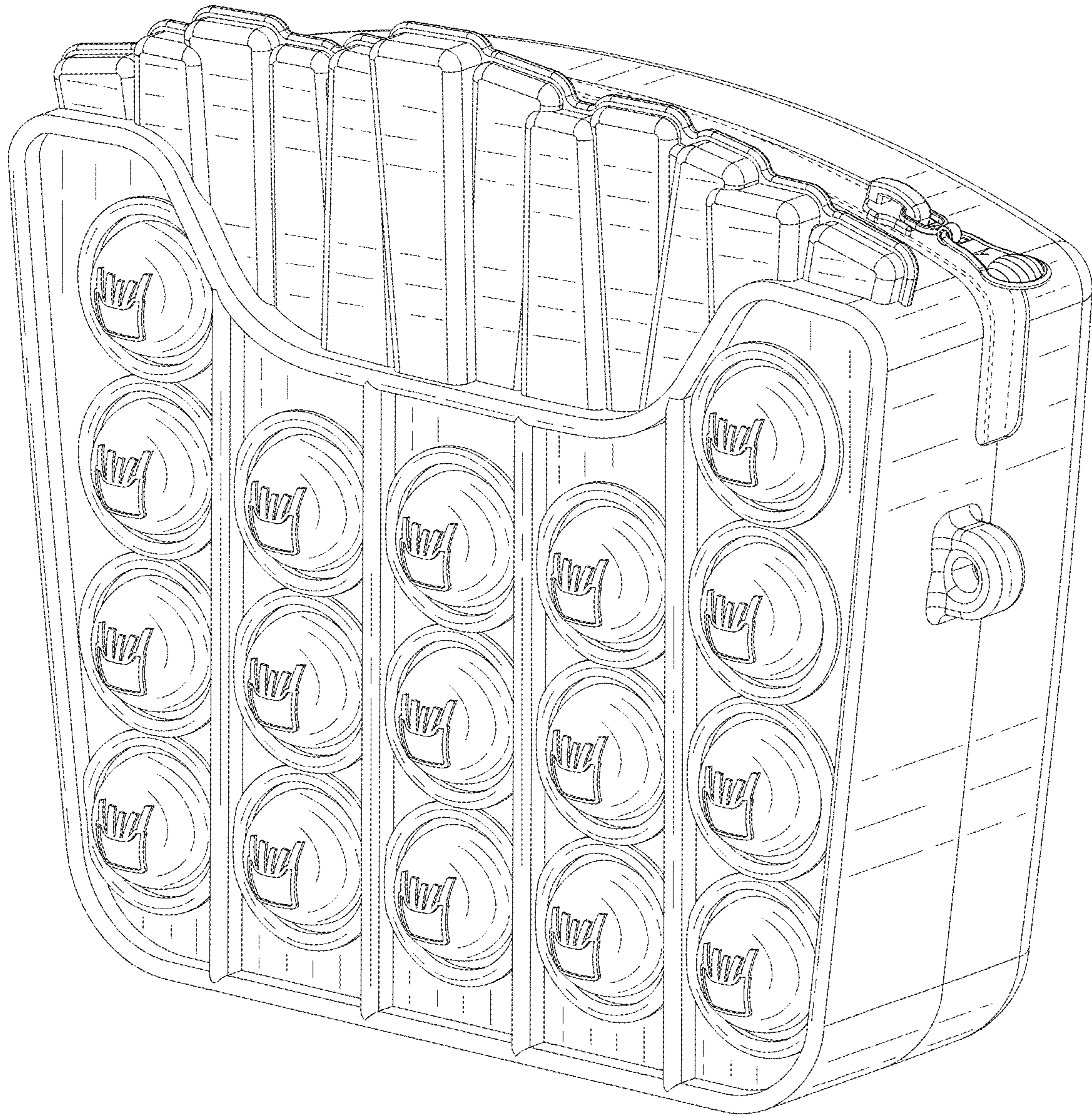


FIG. 1

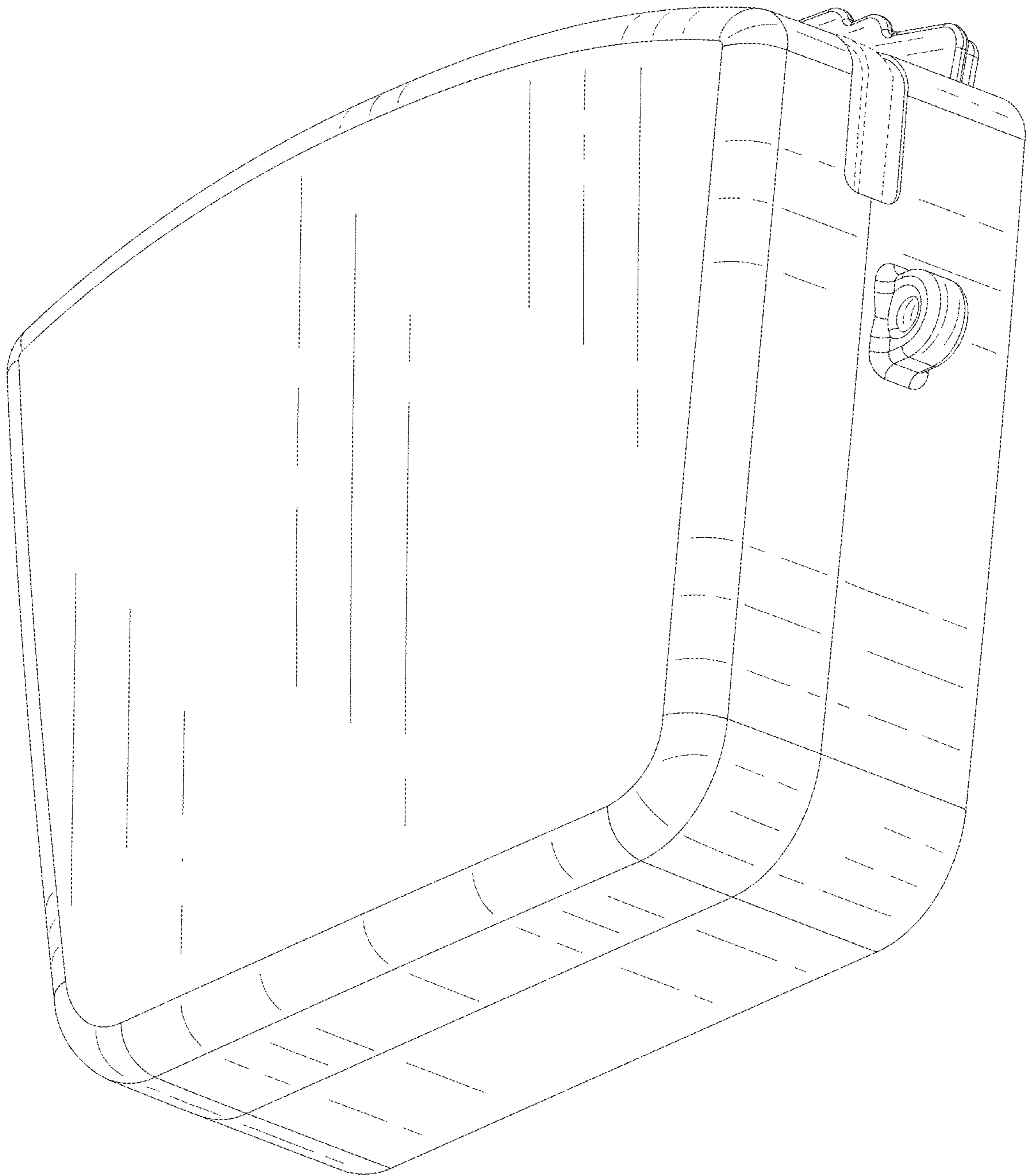


FIG. 2

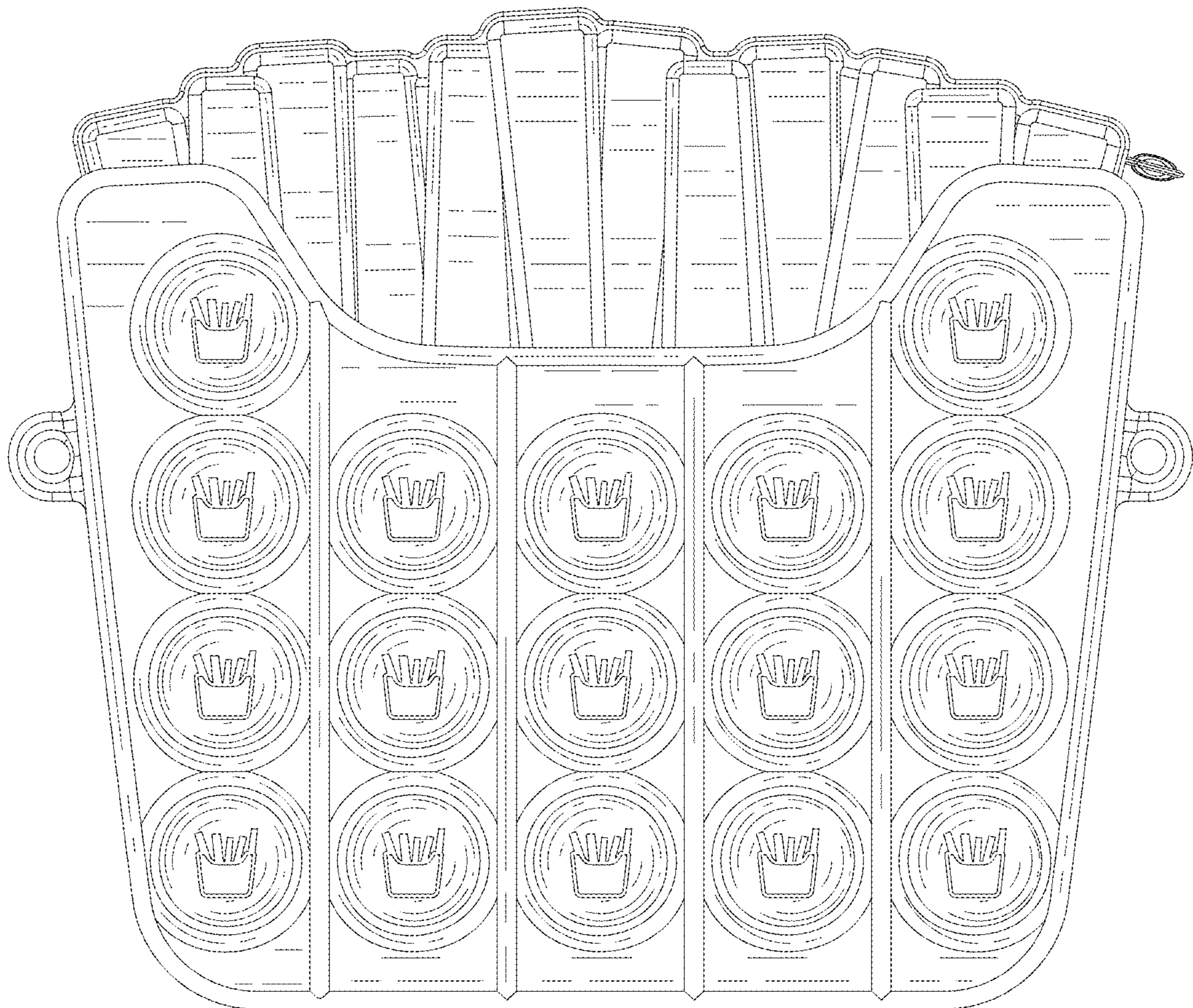


FIG. 3

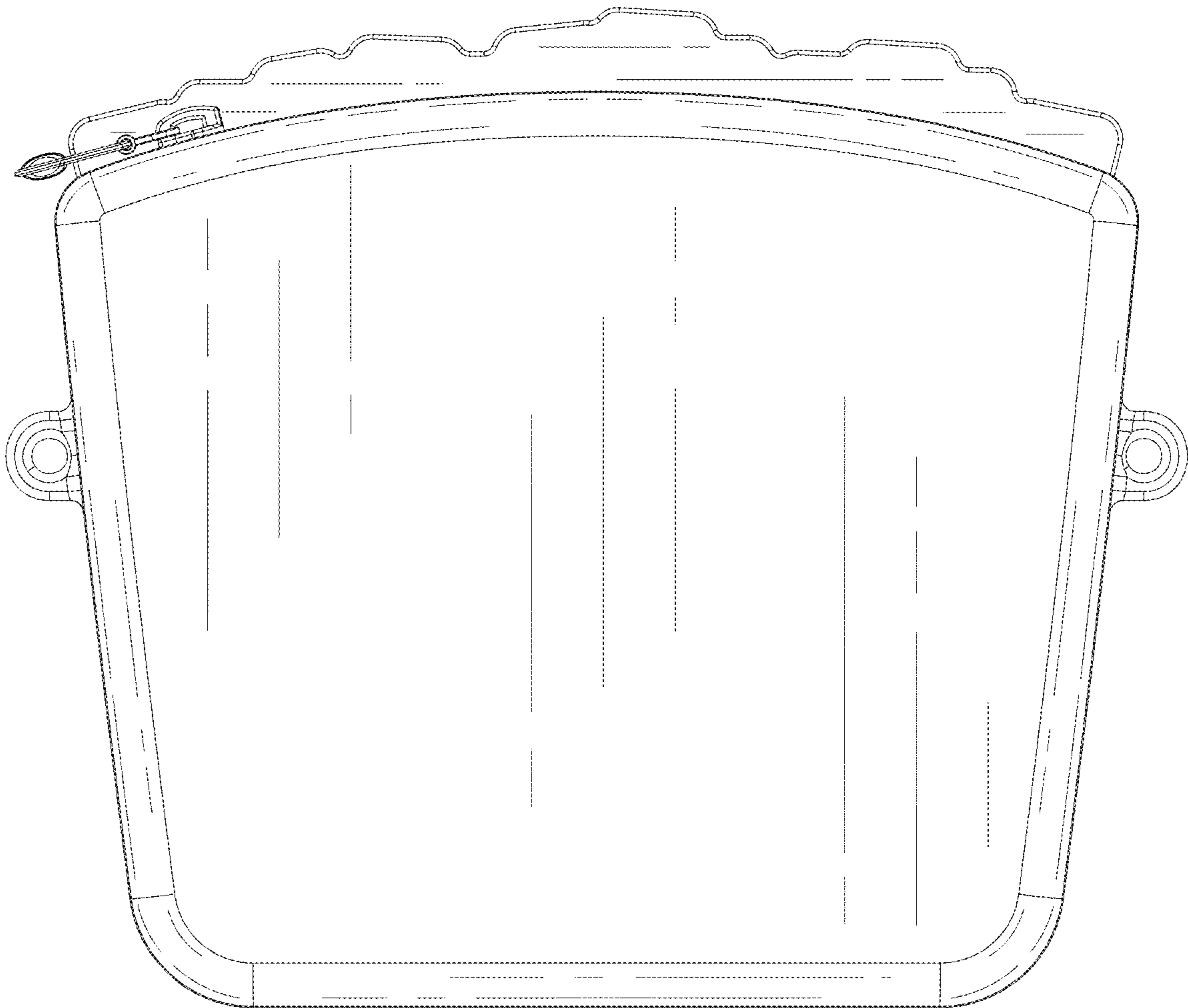


FIG. 4

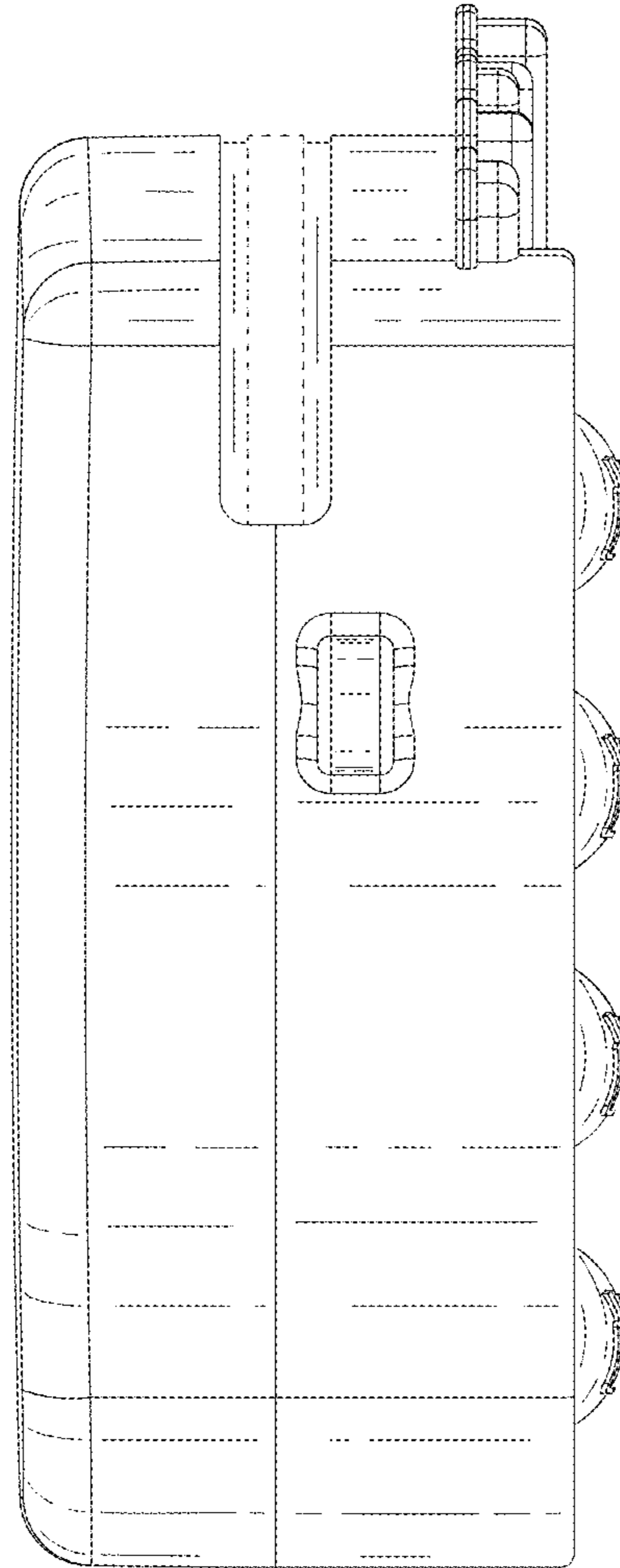


FIG. 5

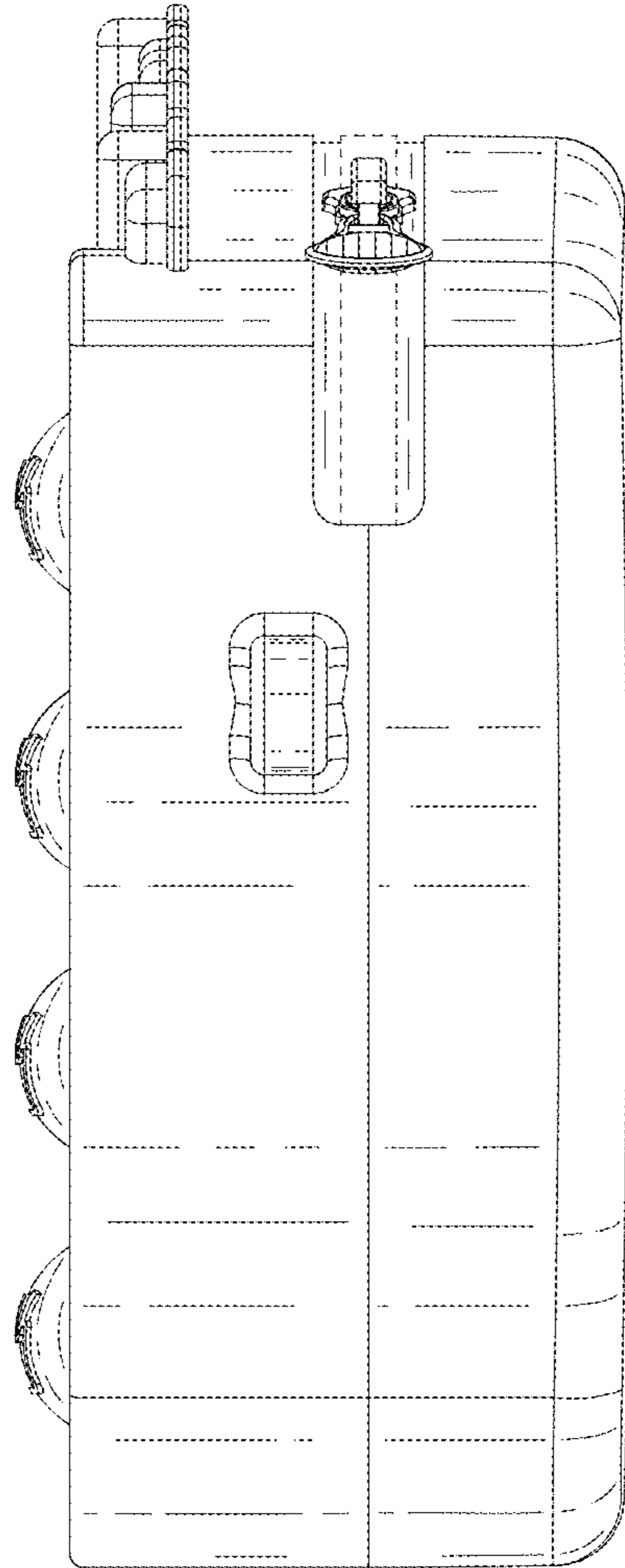


FIG. 6

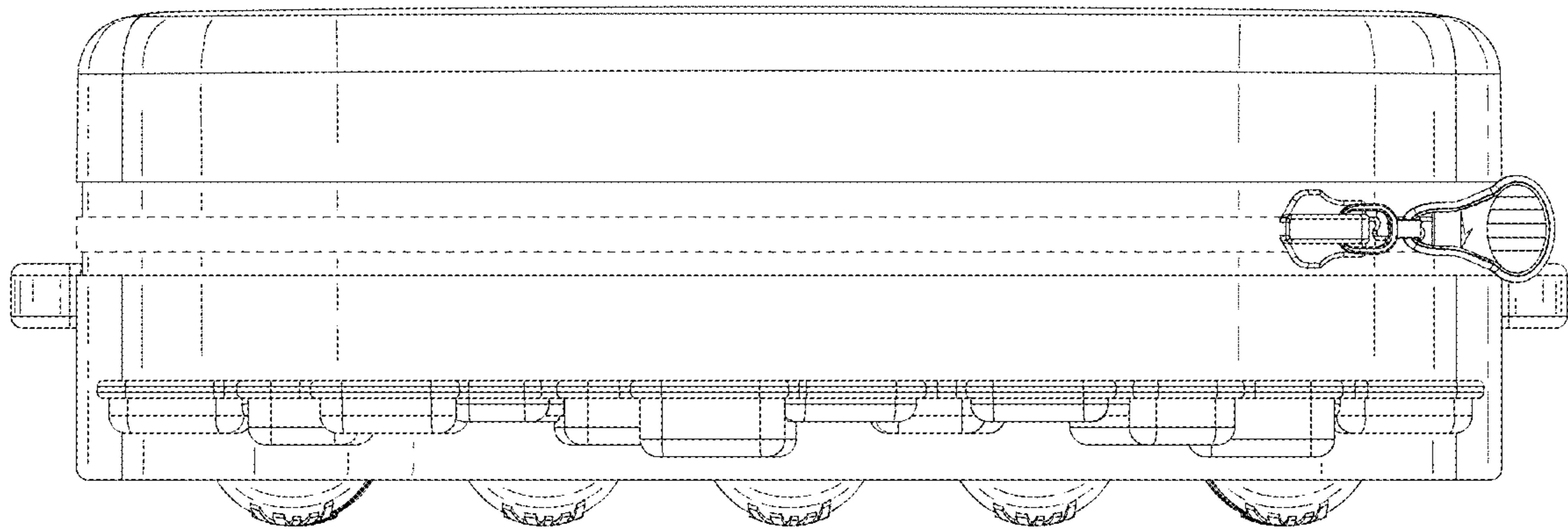


FIG. 7

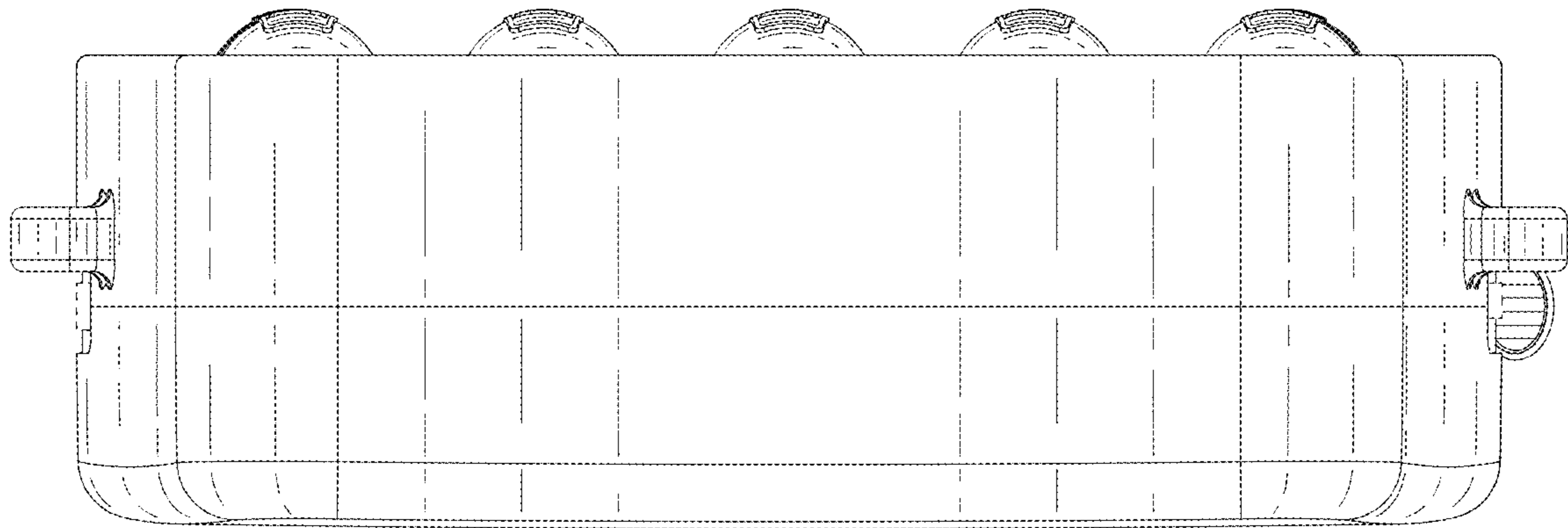


FIG. 8