



US00D970625S

(12) **United States Design Patent**
Samson et al.

(10) **Patent No.:** **US D970,625 S**

(45) **Date of Patent:** **** Nov. 22, 2022**

(54) **HUMAN BOWLING GAME LAYOUT**

(71) Applicant: **Sandstone Media, LLC**, Las Vegas,
NV (US)

(72) Inventors: **James Samson**, Los Angeles, CA (US);
Kyle Rosenblum, Los Angeles, CA
(US); **Jonathan Sanford**, Los Angeles,
CA (US); **Mark Manuel**, Los Angeles,
CA (US)

(73) Assignee: **Sandstone Media, LLC**, Las Vegas,
NV (US)

(**) Term: **15 Years**

(21) Appl. No.: **29/756,436**

(22) Filed: **Oct. 28, 2020**

(51) **LOC (13) Cl.** **21-01**

(52) **U.S. Cl.**
USPC **D21/317**

(58) **Field of Classification Search**
USPC D21/300, 302, 312, 313, 317, 318, 334,
D21/335, 338, 339, 349, 357, 365, 386,
D21/456, 784
CPC A63F 7/305; A63F 7/0005; A63D 3/00;
A63D 5/008
See application file for complete search history.

(56) **References Cited**

U.S. PATENT DOCUMENTS

D170,664 S *	10/1953	Spear	273/127 R
3,059,924 A *	10/1962	Brown	A63D 3/00 473/116
D235,896 S *	7/1975	Breneman	D21/317
D294,505 S *	3/1988	Knighten	D21/317
D309,922 S *	8/1990	Jorgensen	D21/317
D310,547 S *	9/1990	Wikner	D21/317
5,135,221 A *	8/1992	Barlow	A63F 7/305 273/127 R

D343,219 S *	1/1994	Unterberger	D21/317
D345,993 S *	4/1994	Sweetland	D21/309
5,575,718 A *	11/1996	Simmons	A63D 5/08 473/116
D415,210 S *	10/1999	Tavares	D21/317
6,039,655 A *	3/2000	Todokoro	A63D 3/00 473/73
D497,187 S *	10/2004	Lokos	D21/317
D520,067 S *	5/2006	Lokos	D21/317
D860,631 S *	9/2019	Thomas	D3/26

* cited by examiner

Primary Examiner — Mehri F Bajoul

(74) *Attorney, Agent, or Firm* — Patterson + Sheridan,
LLP

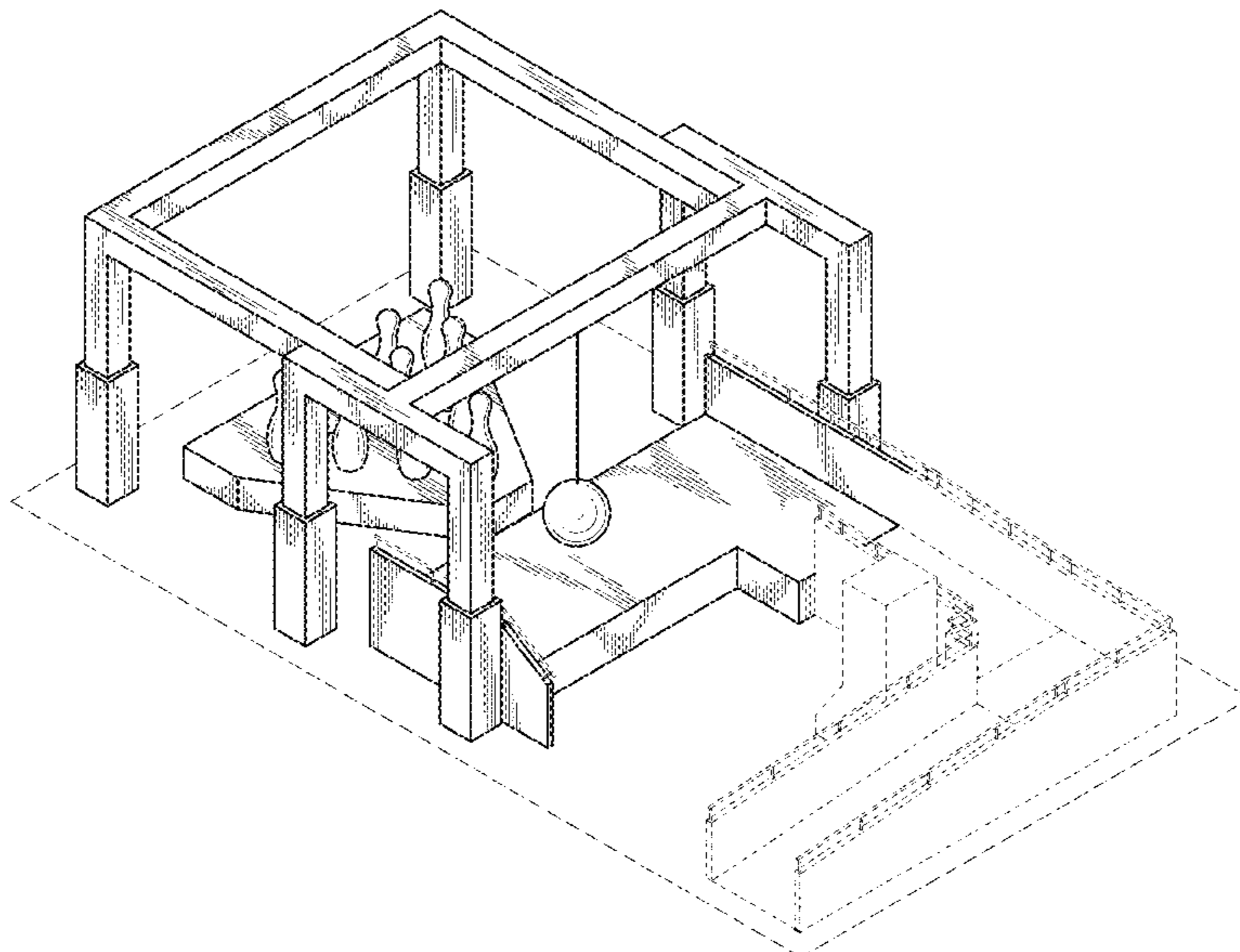
(57) **CLAIM**

The ornamental design for a human bowling game layout, as shown and described.

DESCRIPTION

FIG. 1 is a top left isometric view of a human bowling game layout showing my new design.
 FIG. 2 is a front view of a human bowling game layout showing our new design.
 FIG. 3 is a rear view of a human bowling game layout showing our new design.
 FIG. 4 is a right side view of a human bowling game layout showing our new design.
 FIG. 5 is a left side view of a human bowling game layout showing our new design; and,
 FIG. 6 is a top plan view of a human bowling game layout showing our new design.
 The long dashed broken line showing of a rectangular base depicts environmental structure and form no part of the claim. The short dashed broken lines depict portions of the human bowling game layout that form not part of the claimed design.

1 Claim, 5 Drawing Sheets



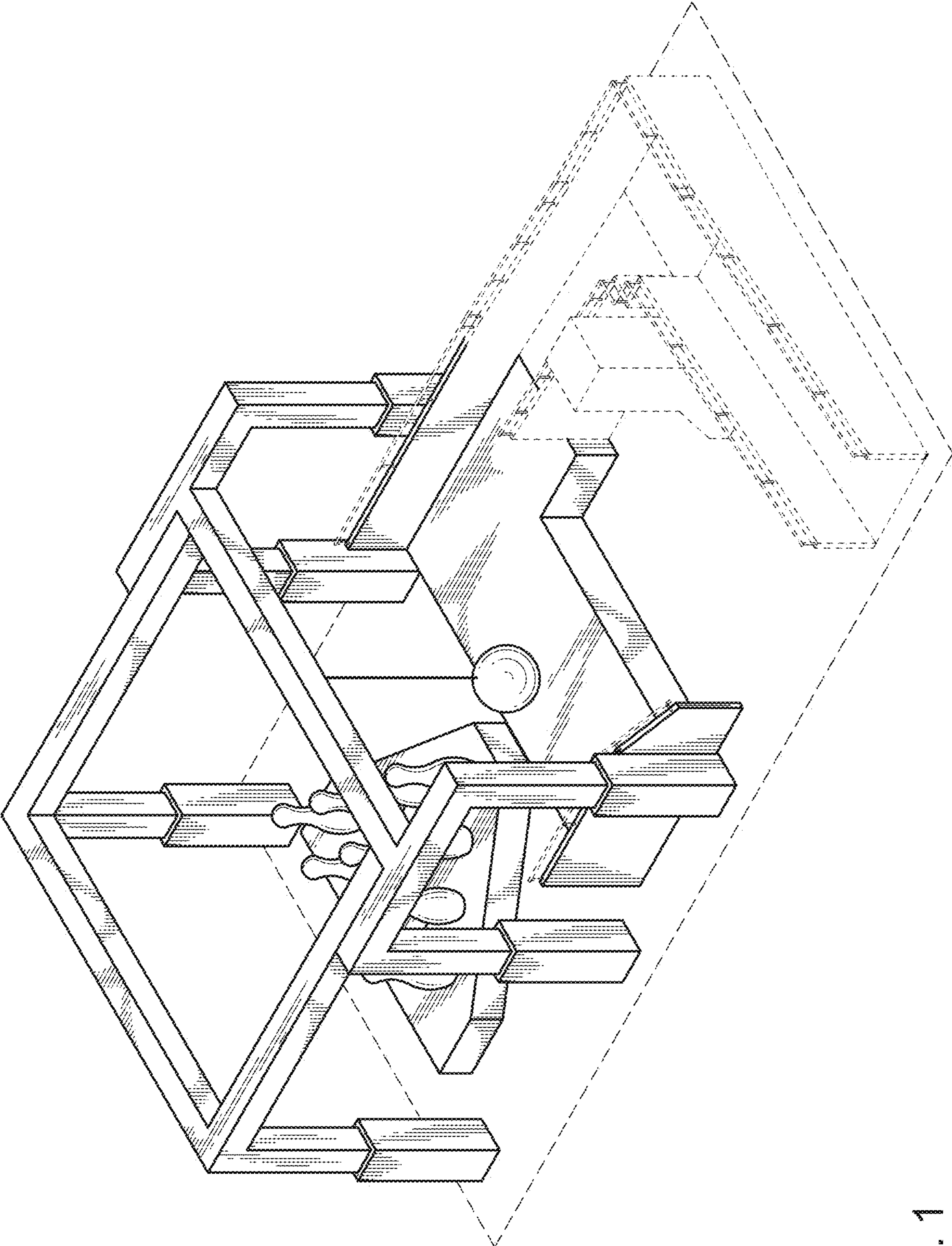


FIG. 1

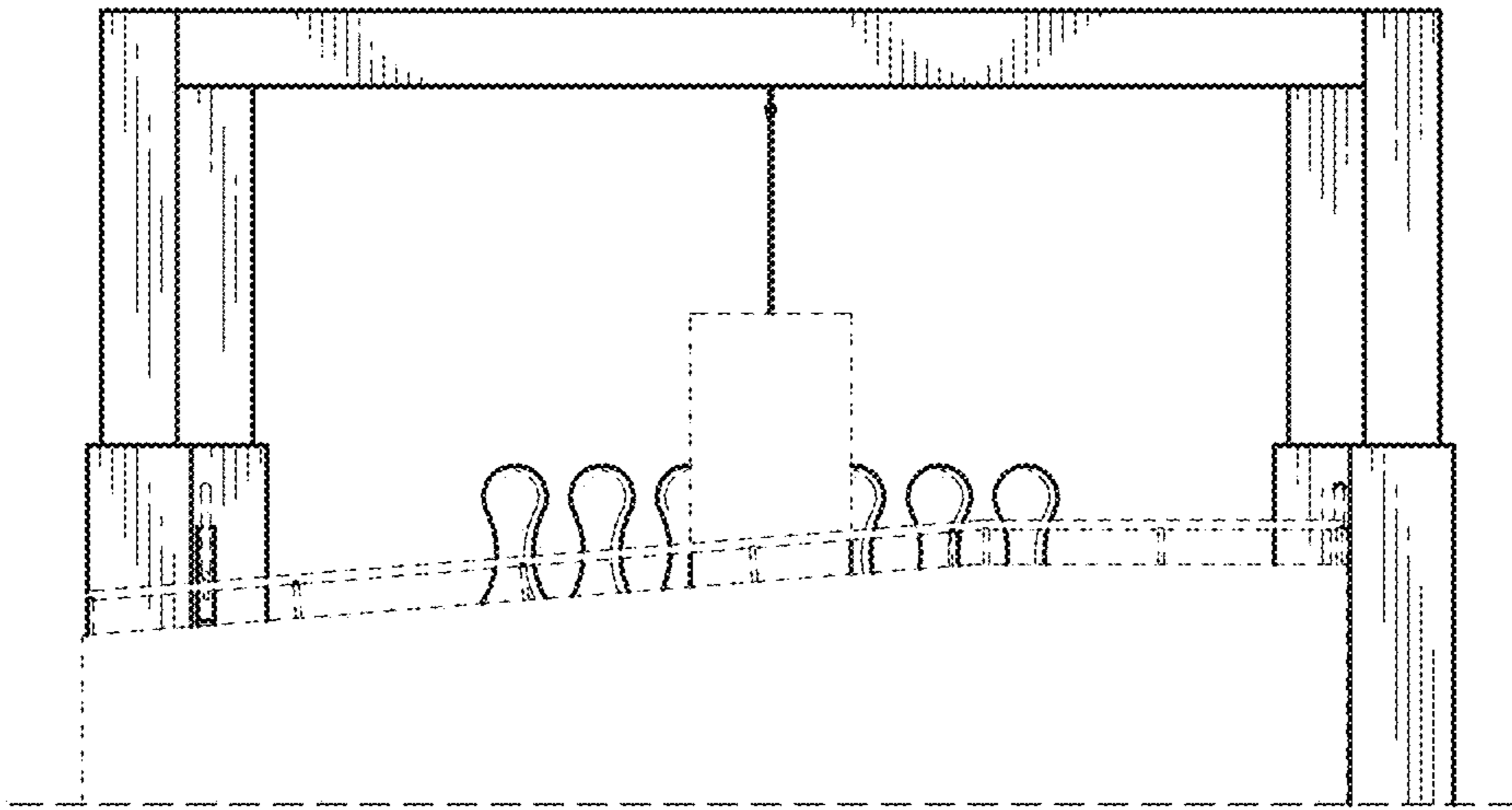


FIG. 2

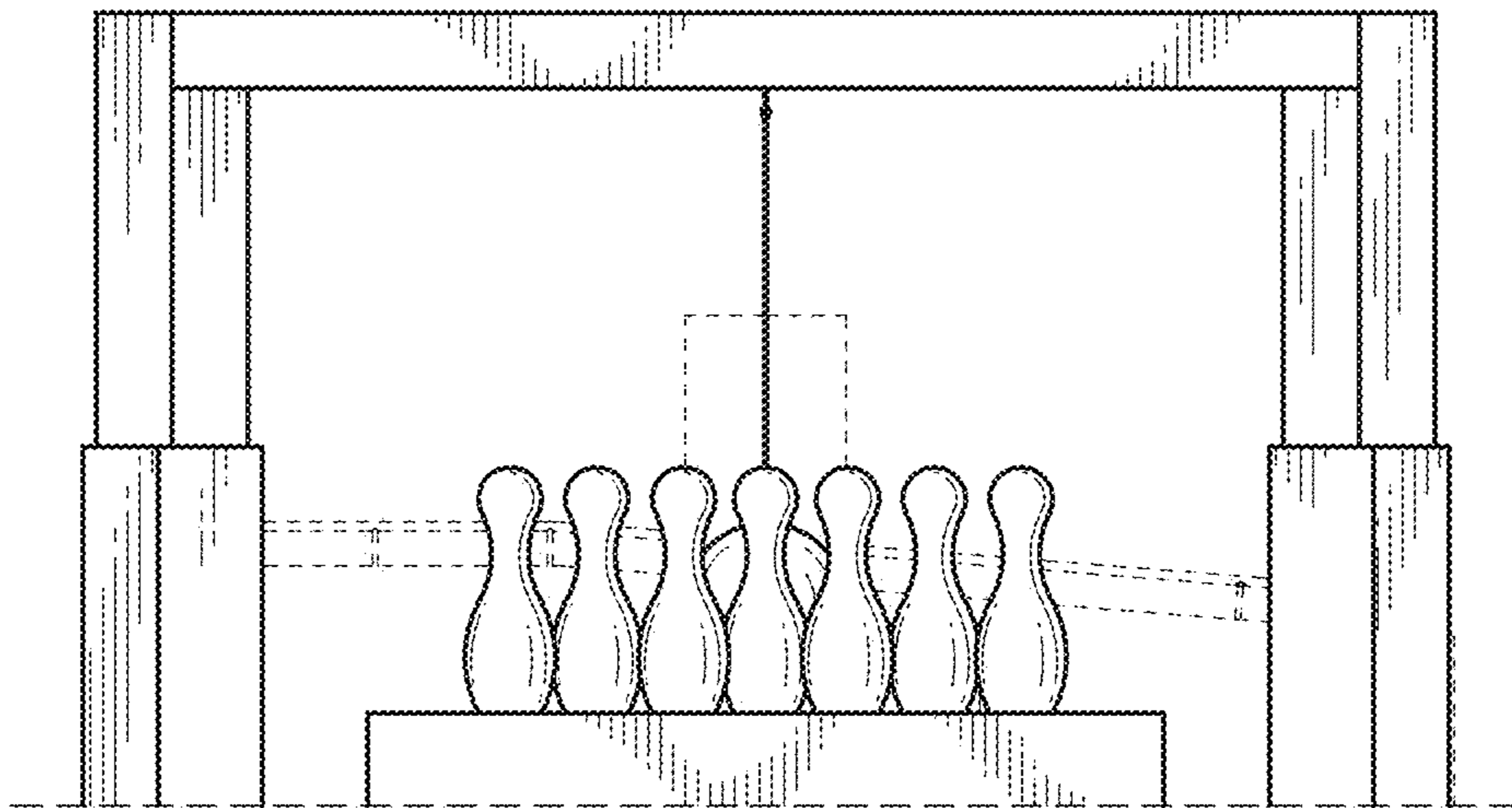


FIG. 3

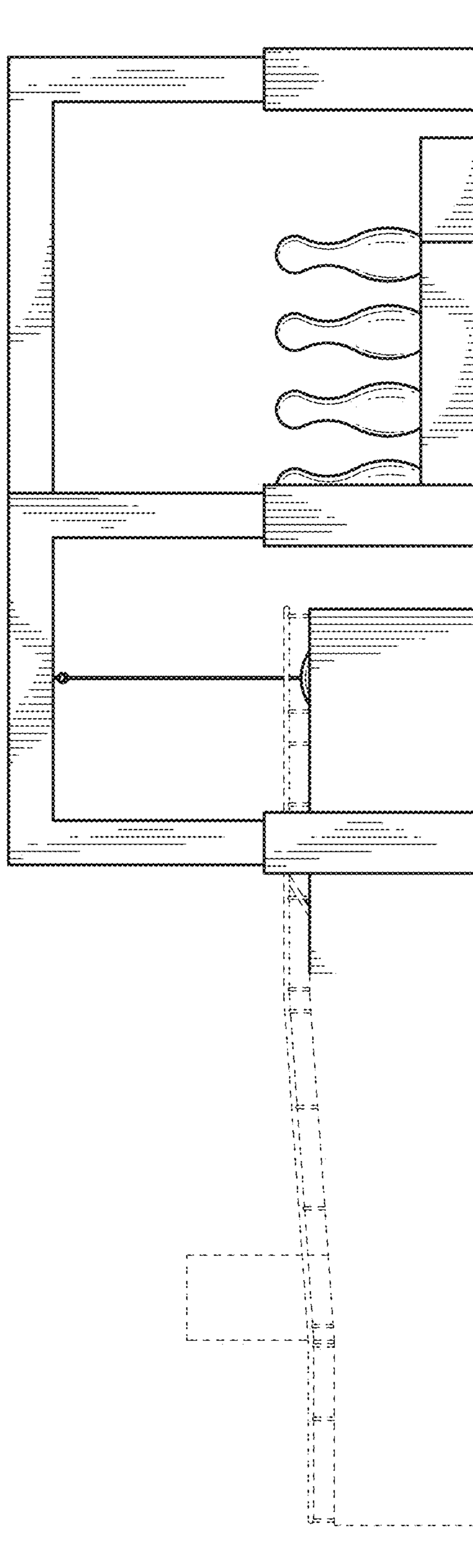


FIG. 4

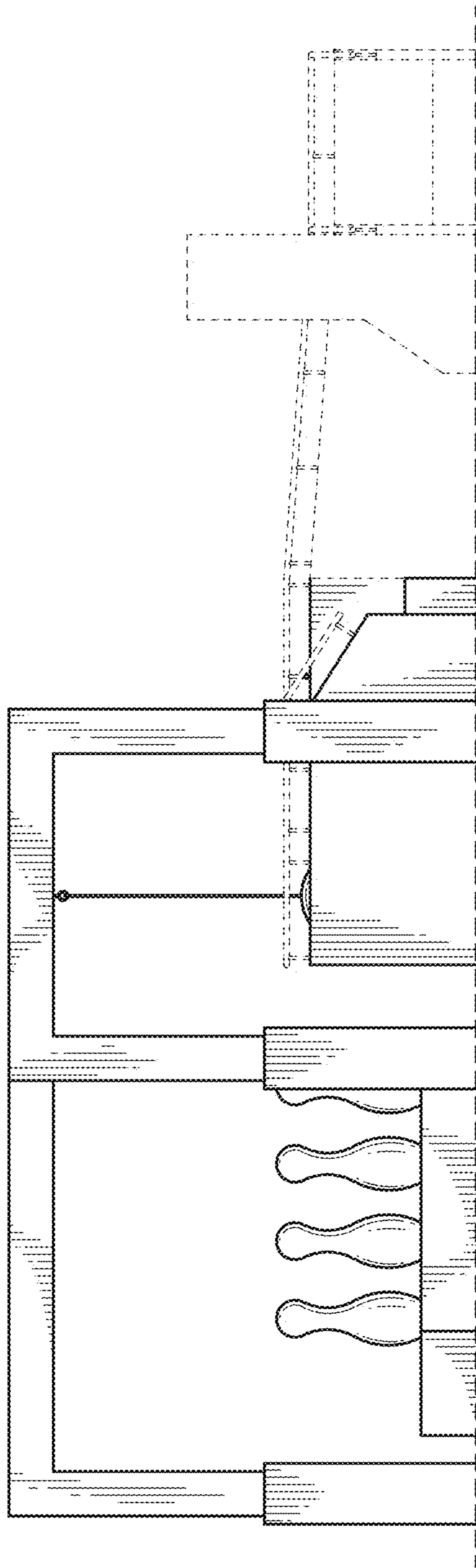


FIG. 5

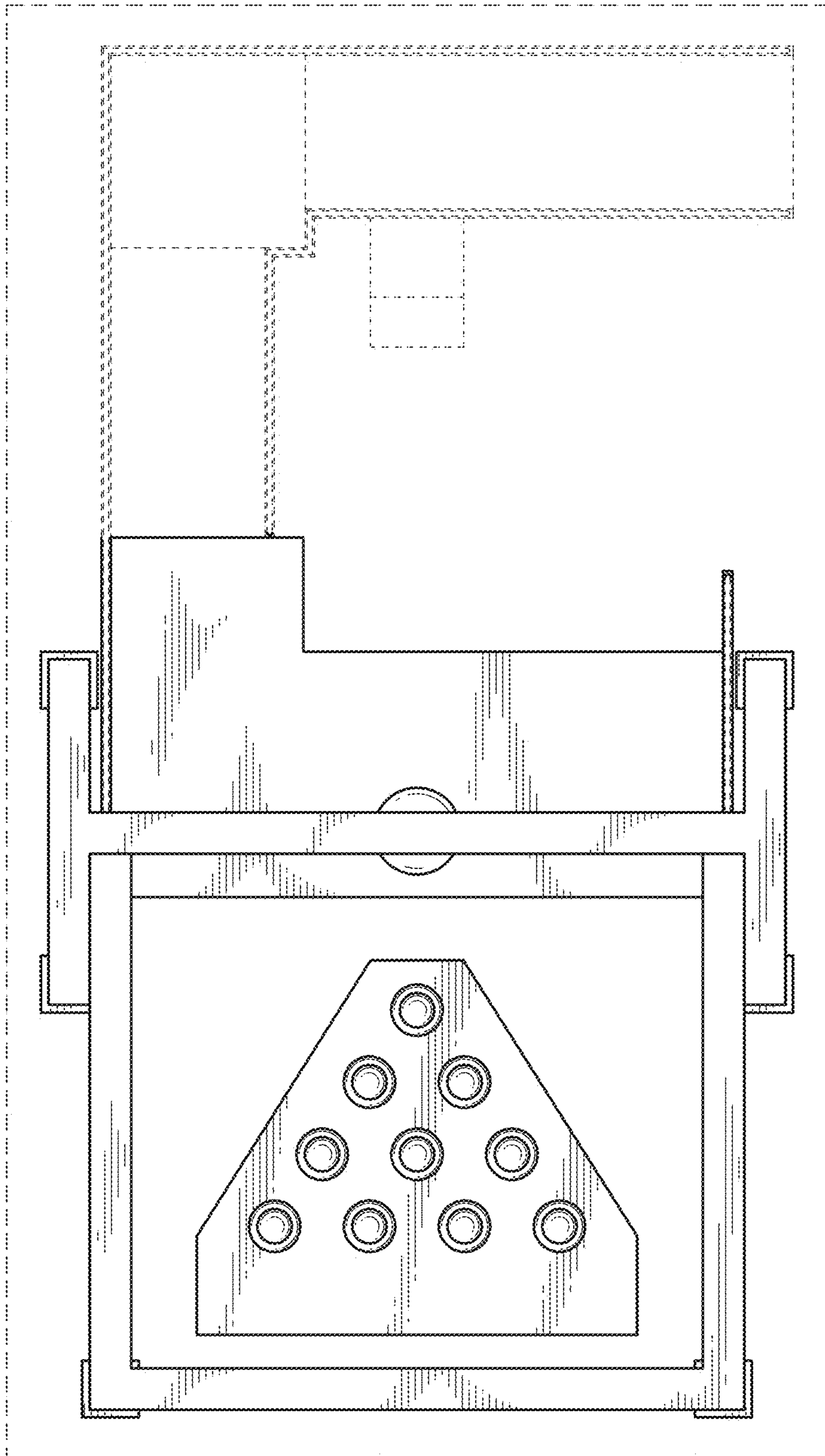


FIG. 6