



US00D970612S

(12) **United States Design Patent** (10) **Patent No.:** **US D970,612 S**  
**McFall et al.** (45) **Date of Patent:** **\*\* Nov. 22, 2022**

(54) **PAYMENT CARD WITH A MACHINE-READABLE CODE SURFACE** 2033/10; B42D 2033/16; B42D 2033/18; B42D 2033/20; B42D 2033/28; B42D 2033/30

(71) Applicant: **PAYPAL, INC.**, San Jose, CA (US) See application file for complete search history.

(72) Inventors: **Christopher McFall**, Brooklyn, NY (US); **Alexander C. Simonson**, San Francisco, CA (US); **Roger Evoy**, Old Greenwich, CT (US)

(56) **References Cited**

U.S. PATENT DOCUMENTS

D350,125 S \* 8/1994 Saitoh ..... D14/436  
D636,021 S \* 4/2011 Antonio ..... D19/10

\* cited by examiner

(73) Assignee: **PAYPAL, INC.**, San Jose, CA (US)

*Primary Examiner* — Abraham Bahta

(\*\*) Term: **15 Years**

(74) *Attorney, Agent, or Firm* — Haynes and Boone, LLP

(21) Appl. No.: **29/740,065**

(57) **CLAIM**

(22) Filed: **Jun. 30, 2020**

The ornamental design for a payment card with a machine-readable code surface, as shown and described.

(51) **LOC (13) Cl.** ..... **19-08**

(52) **U.S. Cl.**  
USPC ..... **D19/9**

**DESCRIPTION**

(58) **Field of Classification Search**


USPC ..... D19/1–10, 20–34; 40/124.01–124.15, 40/661, 776, 726; 283/72, 75–76, 283/105–107, 82, 70, 904, 74; 206/449; D21/385; D20/10–11, 22, 27, 40, 42; 360/2; 235/380, 382  
CPC .... B42D 15/00; B42D 15/022; B42D 15/027; B42D 15/045; B42D 15/047; B42D 25/00; B42D 25/20; B42D 25/23; B42D 25/26; B42D 25/29; B42D 25/30; B42D 25/40; B42D 25/22; B42D 2033/02; B42D 2033/04; B42D 2033/08; B42D

FIG. 1 is a first view of a first front surface of the payment card having the machine-readable code on the first surface with an embedded payment card chip showing our new design; and,

FIG. 2 is an enlarged area of the payment card showing the embedded payment card chip circumscribed by rectangular broken lines taken from FIG. 1 showing our new design.

The broken lines showing the payment card, portion thereof, or other features form no part of the claimed design.

**1 Claim, 2 Drawing Sheets**






FIG. 1

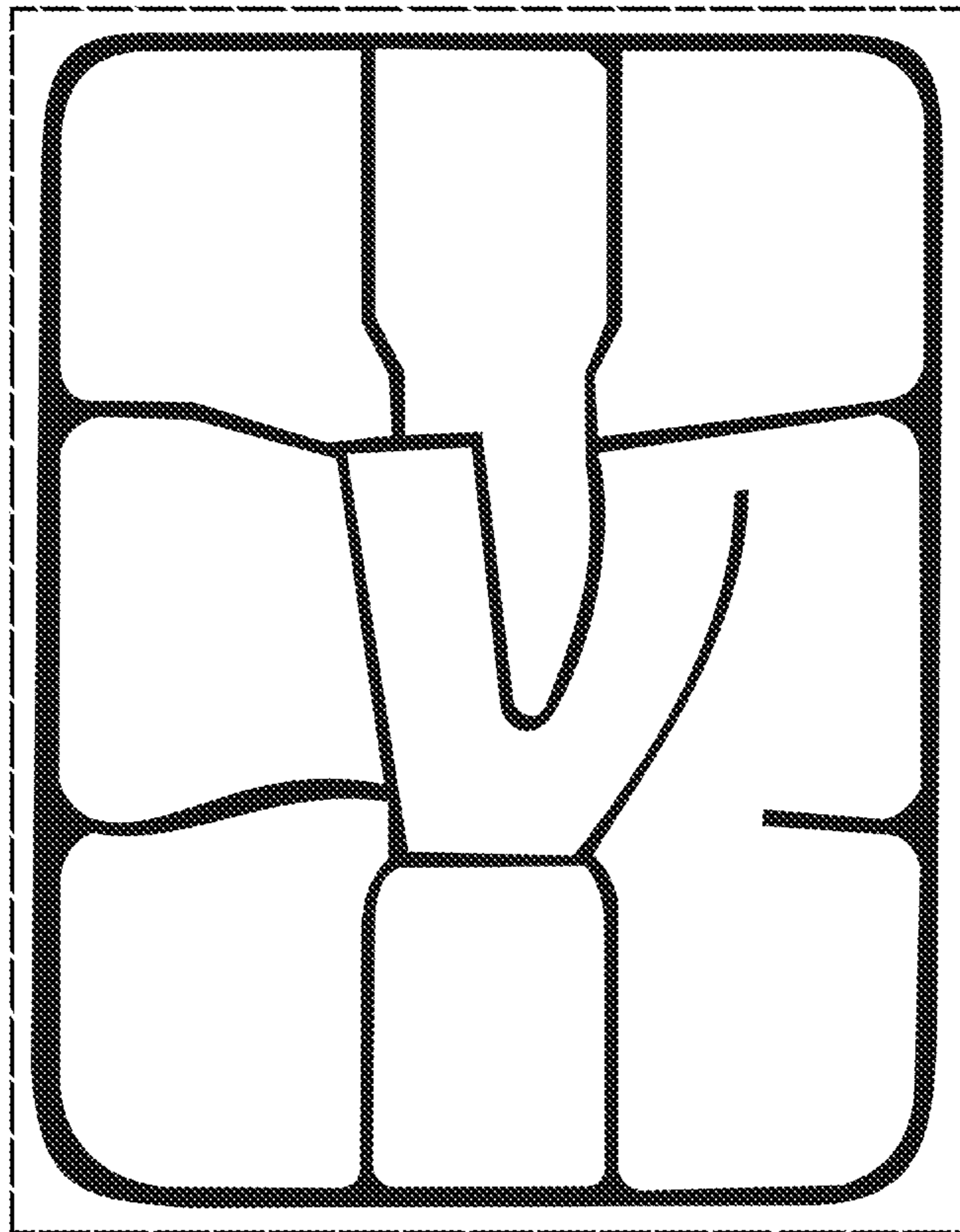


FIG. 2