



US00D970496S

(12) **United States Design Patent**
Lee et al.

(10) **Patent No.:** **US D970,496 S**
(45) **Date of Patent:** **** Nov. 22, 2022**

(54) **ELECTRONIC DEVICE**

(71) Applicant: **Samsung Electronics Co., Ltd.**,
Suwon-si (KR)
(72) Inventors: **Ju-Suek Lee**, Suwon-si (KR);
Hyun-Taik Lim, Suwon-si (KR);
Damian Tome Calvo, Suwon-si (KR)
(73) Assignee: **SAMSUNG ELECTRONICS CO.,**
LTD., Suwon-si (KR)

(**) Term: **15 Years**

(21) Appl. No.: **29/746,701**

(22) Filed: **Aug. 17, 2020**

(30) **Foreign Application Priority Data**

Feb. 18, 2020 (KR) 30-2020-0007173

(51) **LOC (13) Cl.** **14-02**

(52) **U.S. Cl.**
USPC **D14/327**

(58) **Field of Classification Search**
USPC D14/315-327, 331, 333, 334, 335,
D14/338-340, 371, 388, 390, 391, 392,
(Continued)

(56) **References Cited**

U.S. PATENT DOCUMENTS

D709,491 S * 7/2014 Kurimoto D14/320
D817,322 S * 5/2018 Xia D14/315
(Continued)

FOREIGN PATENT DOCUMENTS

CN 302901966 S 8/2014
CN 304138949 S 5/2017
(Continued)

OTHER PUBLICATIONS

CES 2022: Asus Zenbook. Asus, anandtech.com (online) 5 pages.
Posted Jan. 5, 2022. [Retrieved Jun. 28, 2022] <https://www.anandtech.com/show/17160/ces-2022-asus-zenbook-17-fold-oled-17-inch-foldable-with-thunderbolt-4> (Year: 2022).*

com/show/17160/ces-2022-asus-zenbook-17-fold-oled-17-inch-foldable-with-thunderbolt-4 (Year: 2022).*

(Continued)

Primary Examiner — Kathleen L Jones
Assistant Examiner — Cole Sanders Holman
(74) *Attorney, Agent, or Firm* — McAndrews Held & Malloy, Ltd.

(57) **CLAIM**

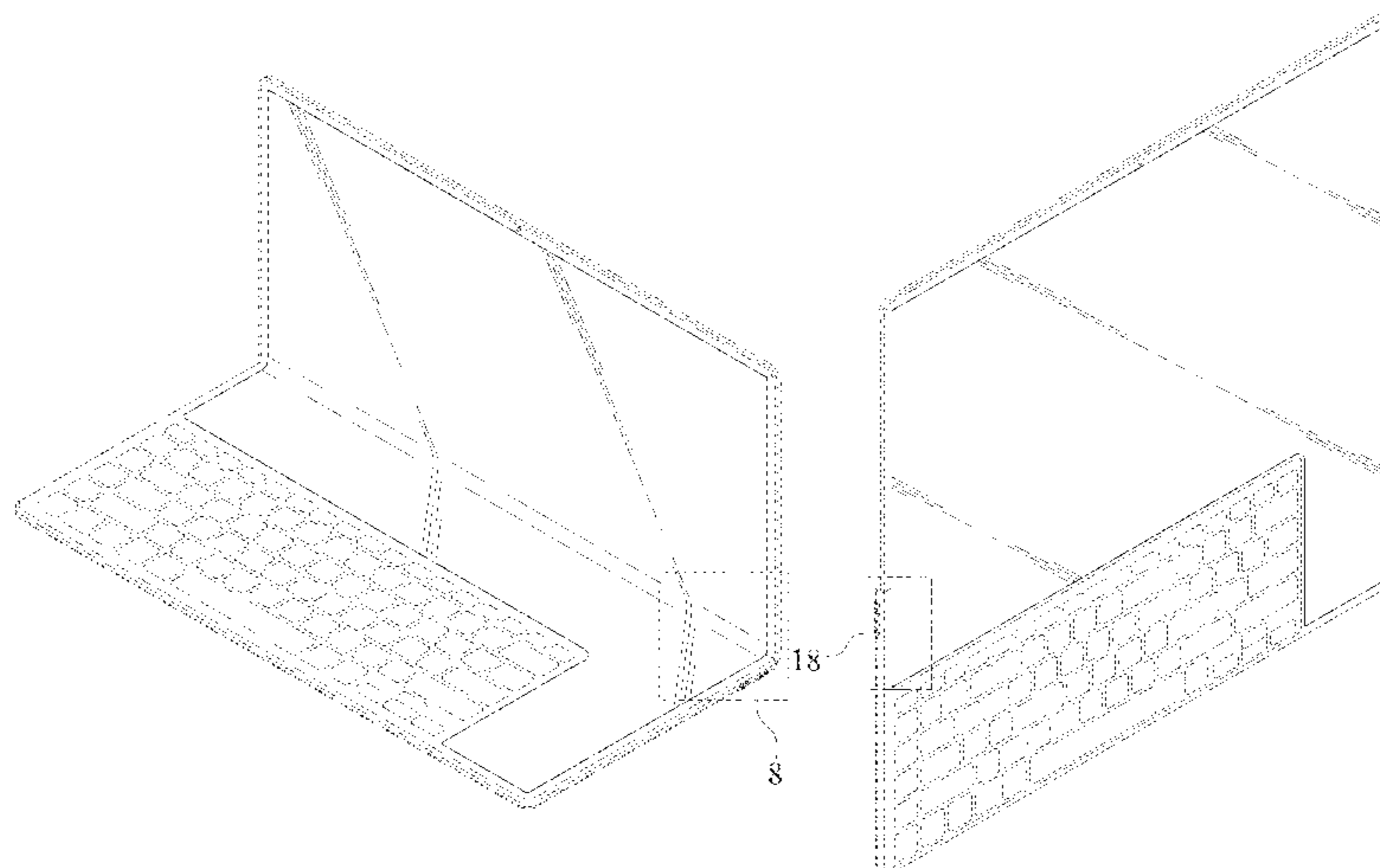
The ornamental design for an electronic device, as shown and described.

DESCRIPTION

FIG. 1 is a front perspective view of an electronic device showing our new design;
FIG. 2 is a front elevation view thereof;
FIG. 3 is a rear elevation view thereof;
FIG. 4 is a left side elevation view thereof;
FIG. 5 is a right side elevation view thereof;
FIG. 6 is a top plan view thereof;
FIG. 7 is a bottom plan view thereof;
FIG. 8 is an enlarged view of the delineated portion 8 in FIG. 1;
FIG. 9 is an enlarged view of the delineated portion 9 in FIG. 2;
FIG. 10 is an enlarged view of the delineated portion 10 in FIG. 4;
FIG. 11 is a front perspective view of the electronic device of FIGS. 1-10 showing the electronic device in an open position;
FIG. 12 is a front elevation view thereof;
FIG. 13 is a rear elevation view thereof;
FIG. 14 is a left side elevation view thereof;
FIG. 15 is a right side elevation view thereof;
FIG. 16 is a top plan view thereof;
FIG. 17 is a bottom plan view thereof;
FIG. 18 is an enlarged view of the delineated portion 18 in FIG. 11; and,
FIG. 19 is an enlarged view of the delineated portion 19 in FIG. 14.

The dashed broken lines in the figures illustrate portions of the electronic device that form no part of the claimed design.

(Continued)



The dot-dash broken lines in the figures delineating portions of the claimed design that are shown in enlargements form no part of the claimed design.

1 Claim, 19 Drawing Sheets

(58) **Field of Classification Search**

USPC D14/394, 396, 399, 432, 433, 454, 455, D14/471, 203.1, 203.7, 341, 356, 488, D14/239, 125, 126, 129, 135, 336, 373, D14/374, 389, 127; D18/1, 4.3, 4.5, 7, D18/11, 12, 12.2, 12.3
 CPC G06F 1/16; G06F 1/1601; G06F 1/1605; G06F 1/1607; G06F 1/1613; G06F 1/1616; G06F 1/1618; G06F 1/162; G06F 1/1622; G06F 1/1624; G06F 1/1626; G06F 1/1628; G06F 1/1633; G06F 1/1637; G06F 1/1641; G06F 1/1643; G06F 1/1647; G06F 1/1649; G06F 1/165; G06F 1/1652; G06F 1/1654; G06F 1/1656; G06F 1/1664; G06F 1/1666; G06F 1/1667; G06F 1/1669; G06F 1/1671; G06F 1/1675; G06F 1/1681; G06F 1/1686; G06F 1/1688; G06F 1/169; G06F 1/1692; G06F 1/181; H05K 5/0017; H05K 5/03; H05K 5/0052; H05K 5/0069; H05K 5/0217; H05K 5/0239; H05K 5/0249; H05K 5/0247; H05K 5/003; H04B 1/3888; H04M 1/0202; H04M 1/021; H04M 1/0212; H04M 1/0279; H04M 1/0281; H04M 1/0283

See application file for complete search history.

(56)

References Cited

U.S. PATENT DOCUMENTS

D894,896 S * 9/2020 Tzou D14/315
 11,175,705 B1 * 11/2021 Hsu G06F 1/1681
 D948,500 S * 4/2022 Huang D14/316
 D949,845 S * 4/2022 Wu D14/316
 2018/0121056 A1 * 5/2018 Kyoya G06F 1/1681
 2019/0384362 A1 * 12/2019 Xing G06F 1/1643
 2020/0319674 A1 * 10/2020 Knoppert G06F 1/1632

FOREIGN PATENT DOCUMENTS

CN 304138950 S 5/2017
 CN 305092706 S 4/2019
 CN 305560287 S 1/2020

OTHER PUBLICATIONS

Intel's foldable Horseshoe Bend. Intel, cnet.com (online) 14 pages. Posted Jan. 8, 2020. [Retrieved Jun. 28, 2022] <https://www.cnet.com/tech/computing/intel-horseshoe-bend-foldable-pc-little-laptop-really-big-screen/> (Year: 2020).*

Dell made an intriguing pair of dual-screen. Dell, engadget.com (online) 11 pages. Posted Jan. 6, 2020. [Retrieved Jun. 28, 2022] <https://www.engadget.com/2020-01-06-dell-concept-ori-duet-foldable-dual-screen-pc-hands-on-2020.html> (Year: 2020).*

Lenovo's ThinkPad X1 Fold. Lenovo, theverge.com (online) 5 pages. Posted Jan. 6, 2020. [Retrieved Jun. 28, 2022] <https://www.theverge.com/circuitbreaker/2020/1/6/21051334/lenovo-thinkpad-x1-folding-pc-tablet-oled-price-specs-features-date-ces-2020> (Year: 2020).*

The flexible Frame pad. Yanko Design, yankodesign.com (online) 10 pages. Posted Apr. 5, 2019. [Retrieved Jun. 28, 2022] <https://www.yankodesign.com/2019/04/05/the-flexible-frame-pad-is-capable-of-being-a-tablet-laptop-and-a-desktop/> (Year: 2019).*

* cited by examiner

FIG. 1

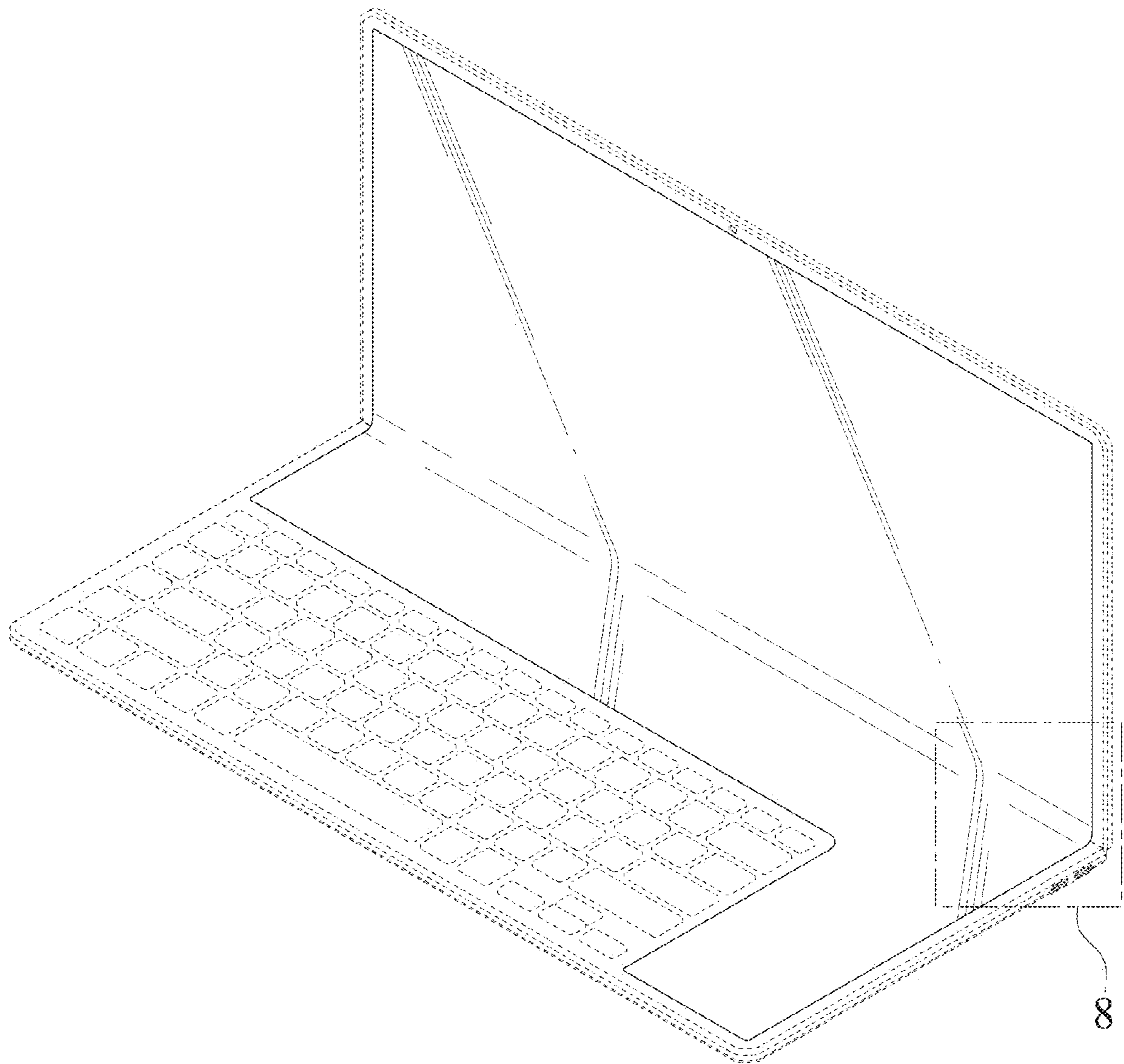


FIG. 2

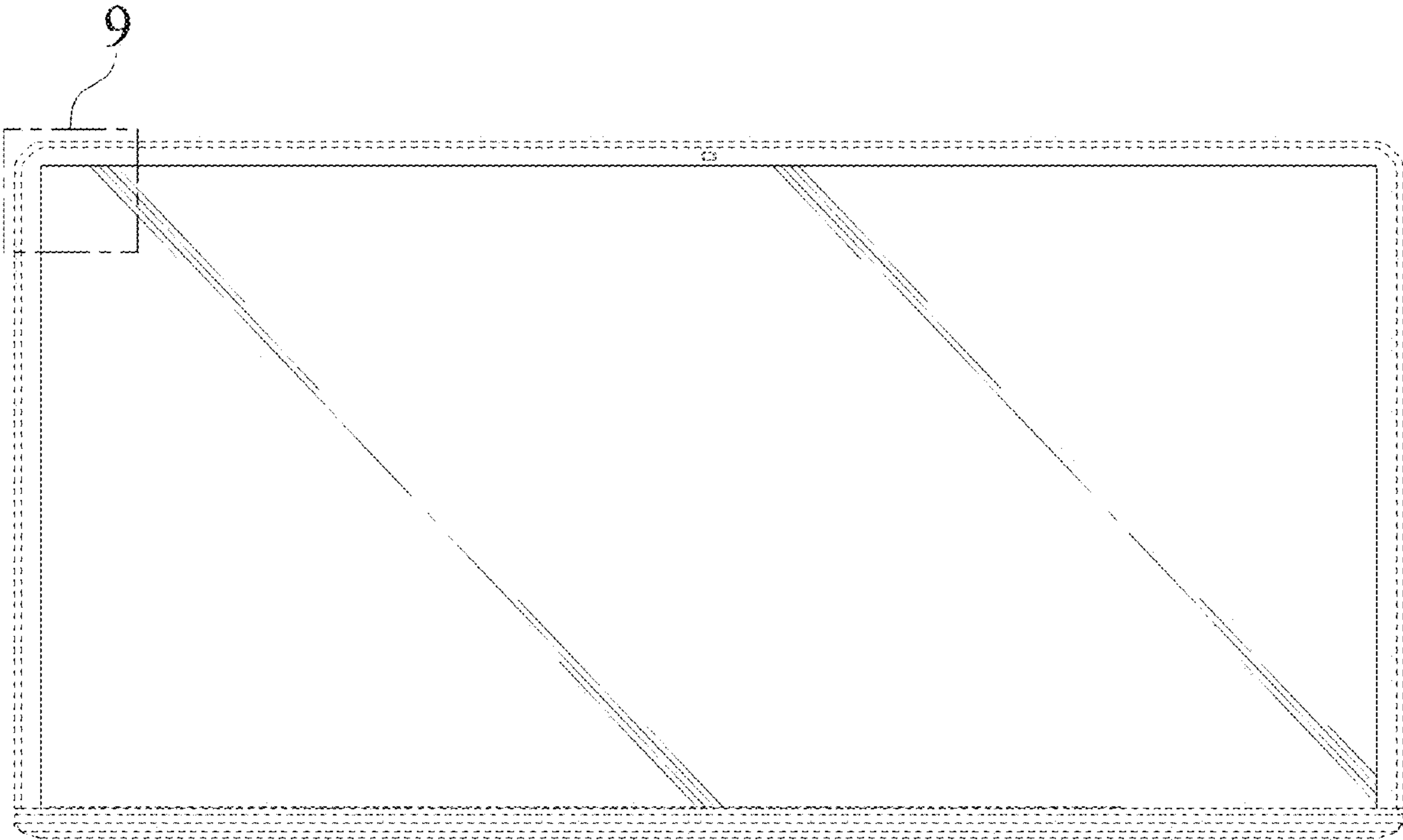


FIG. 3



FIG. 4

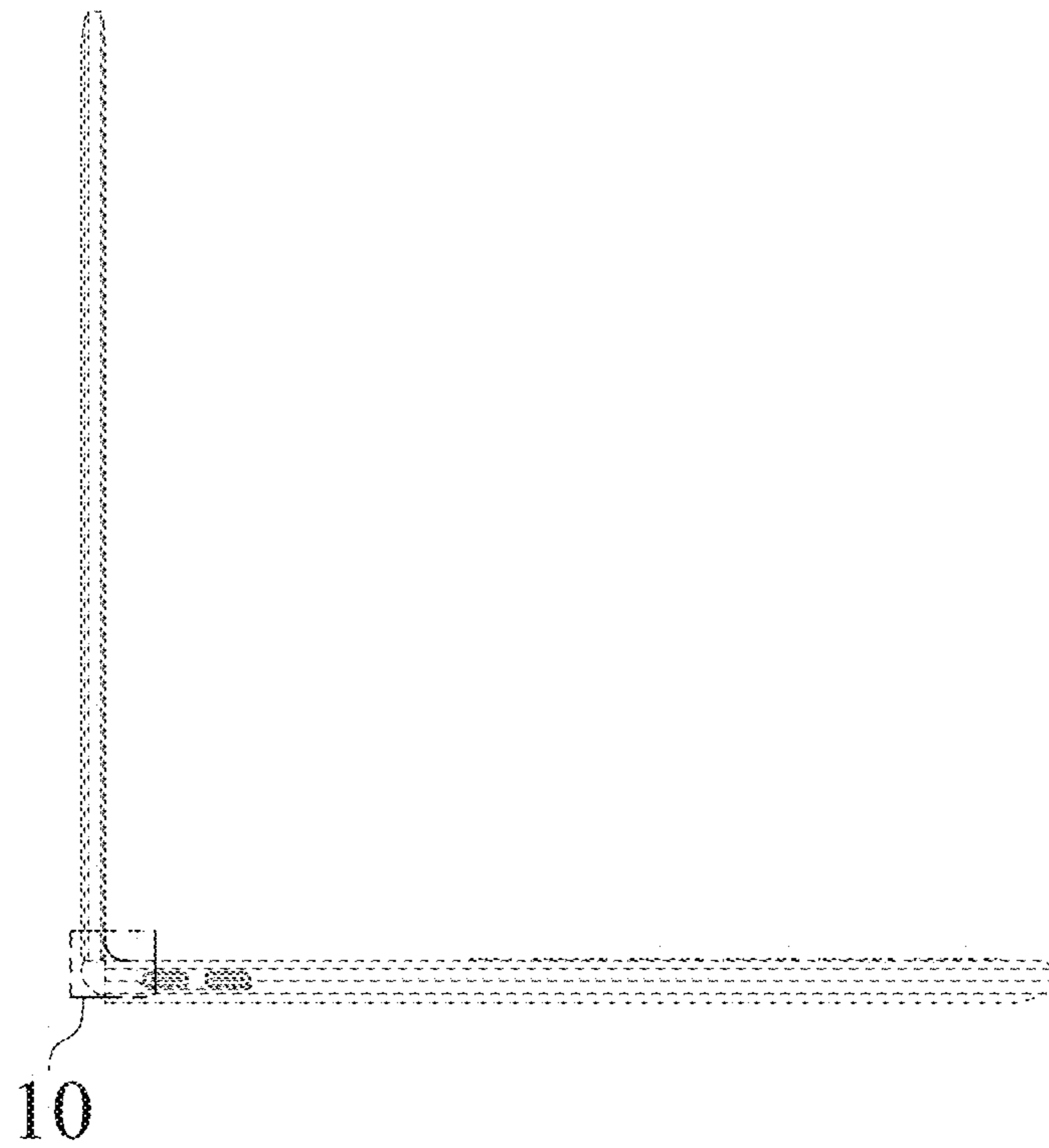


FIG. 5




FIG. 6

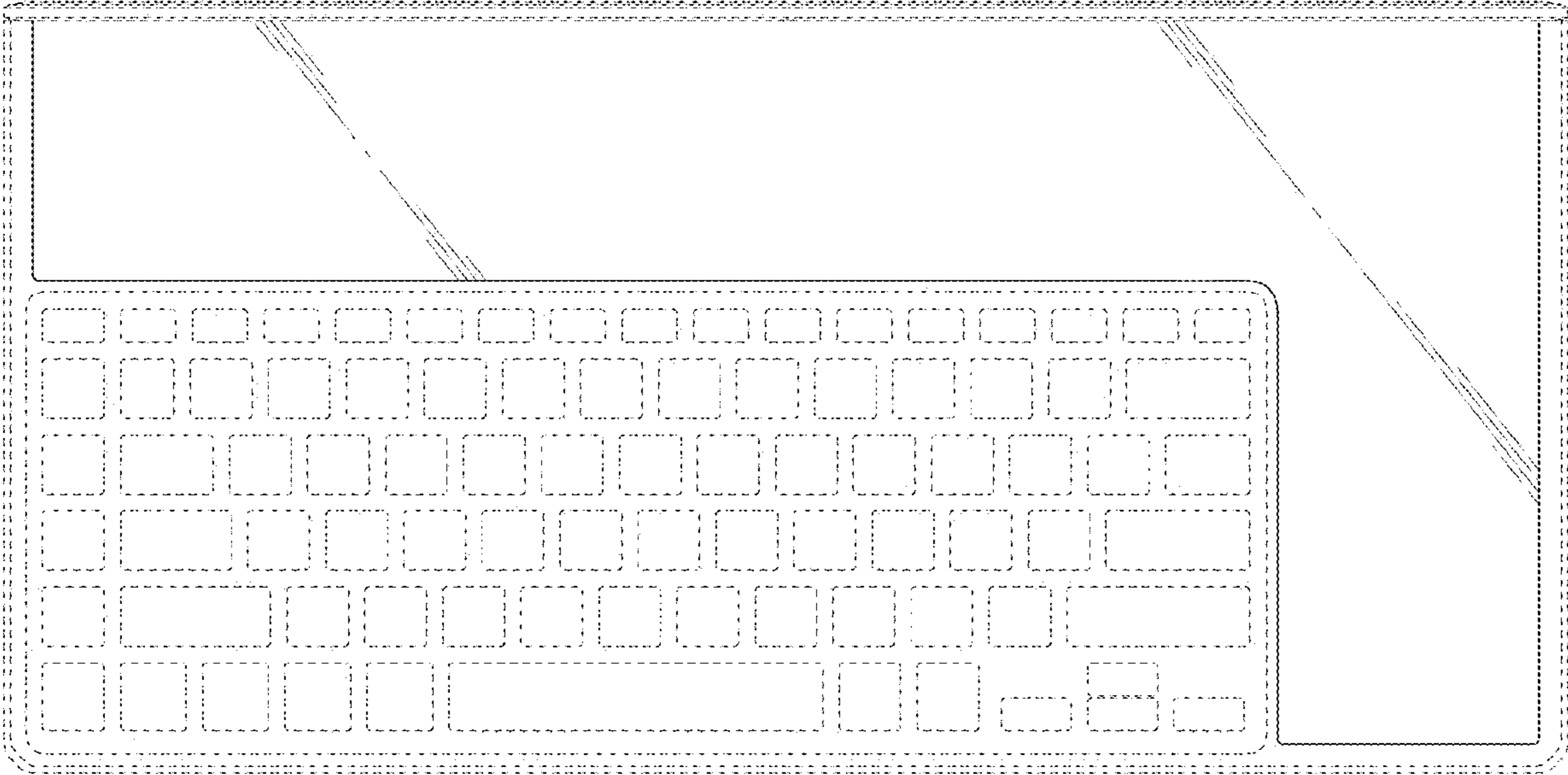


FIG. 7



FIG. 8

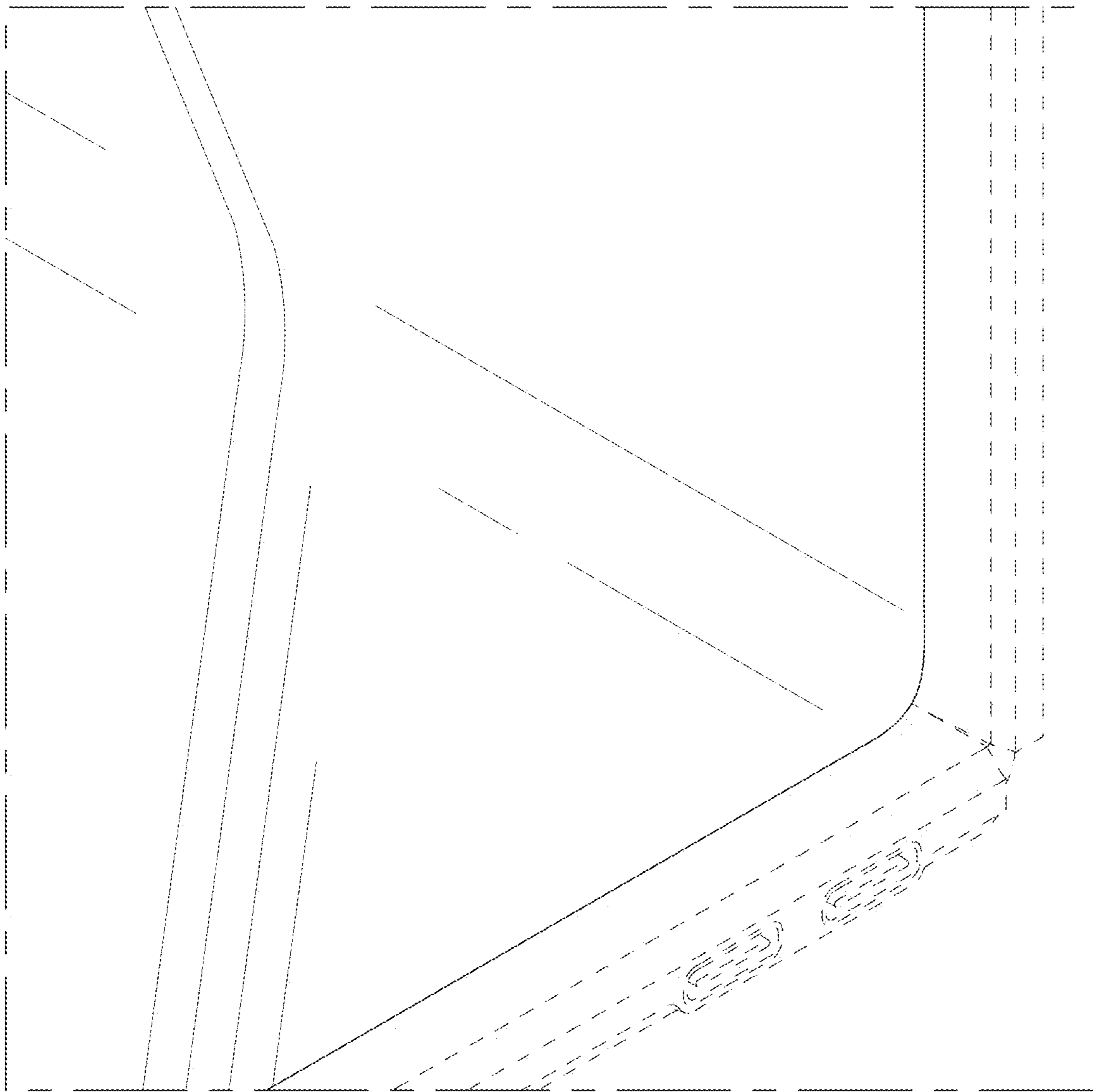


FIG. 9

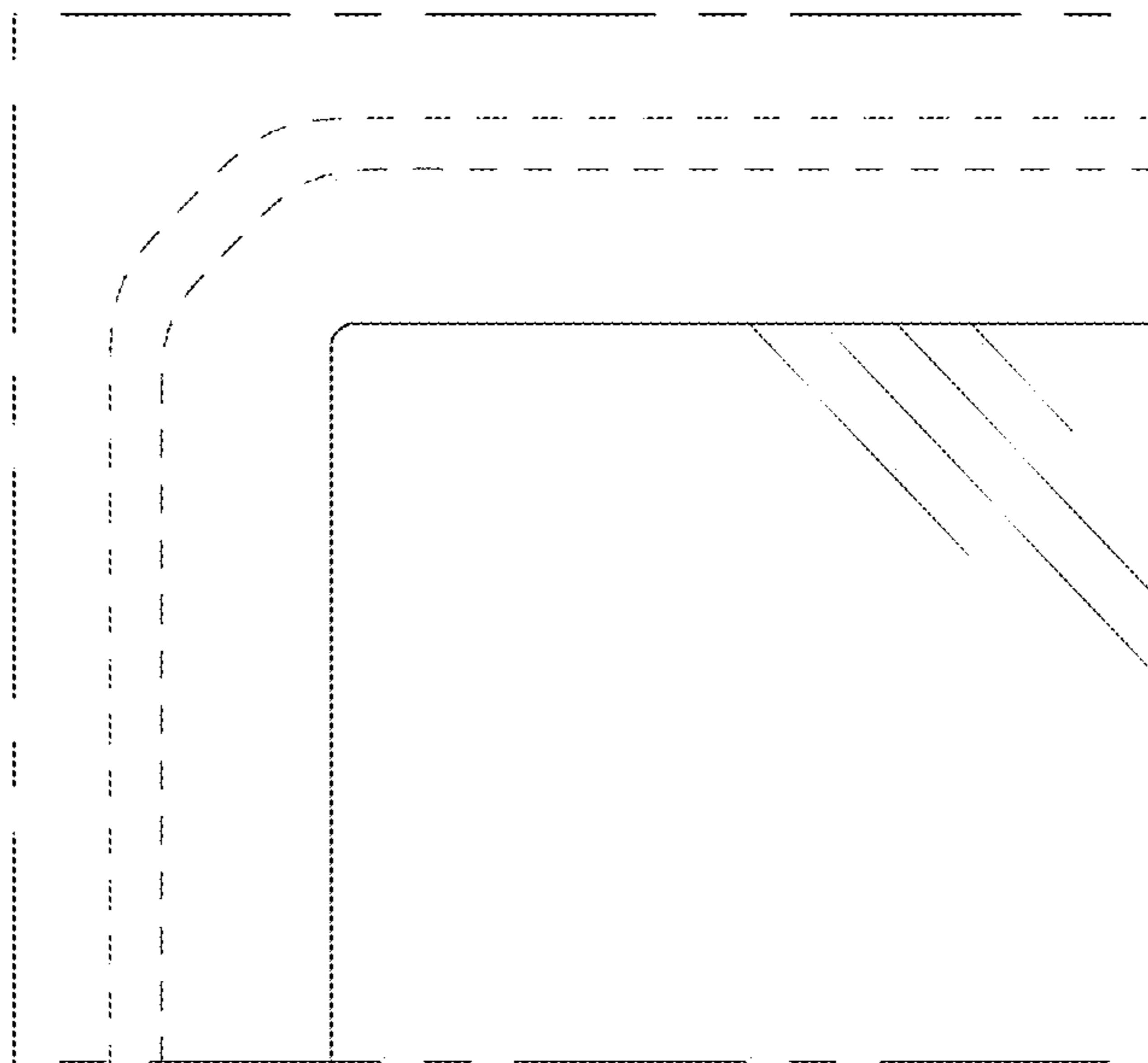


FIG. 10

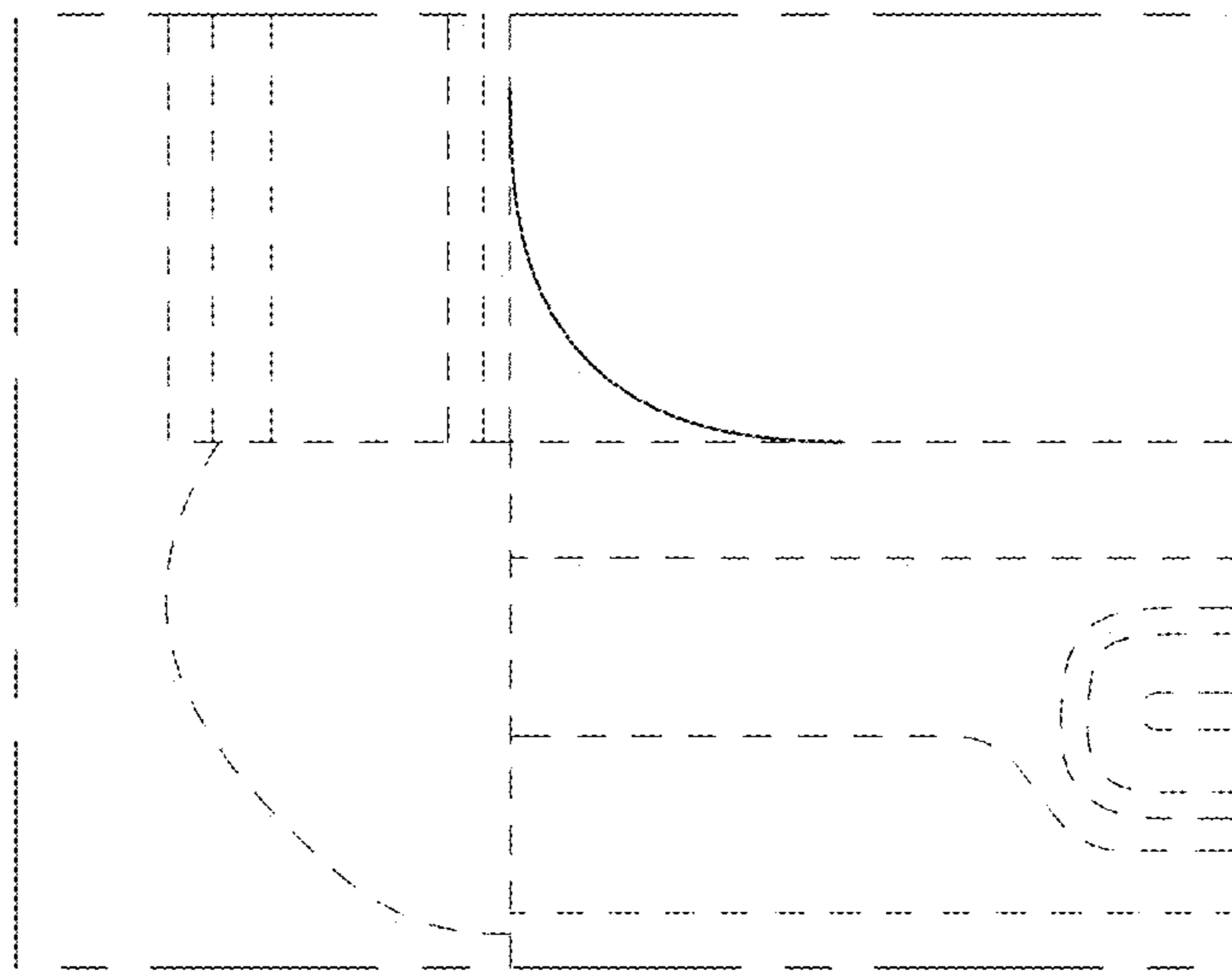


FIG. 11

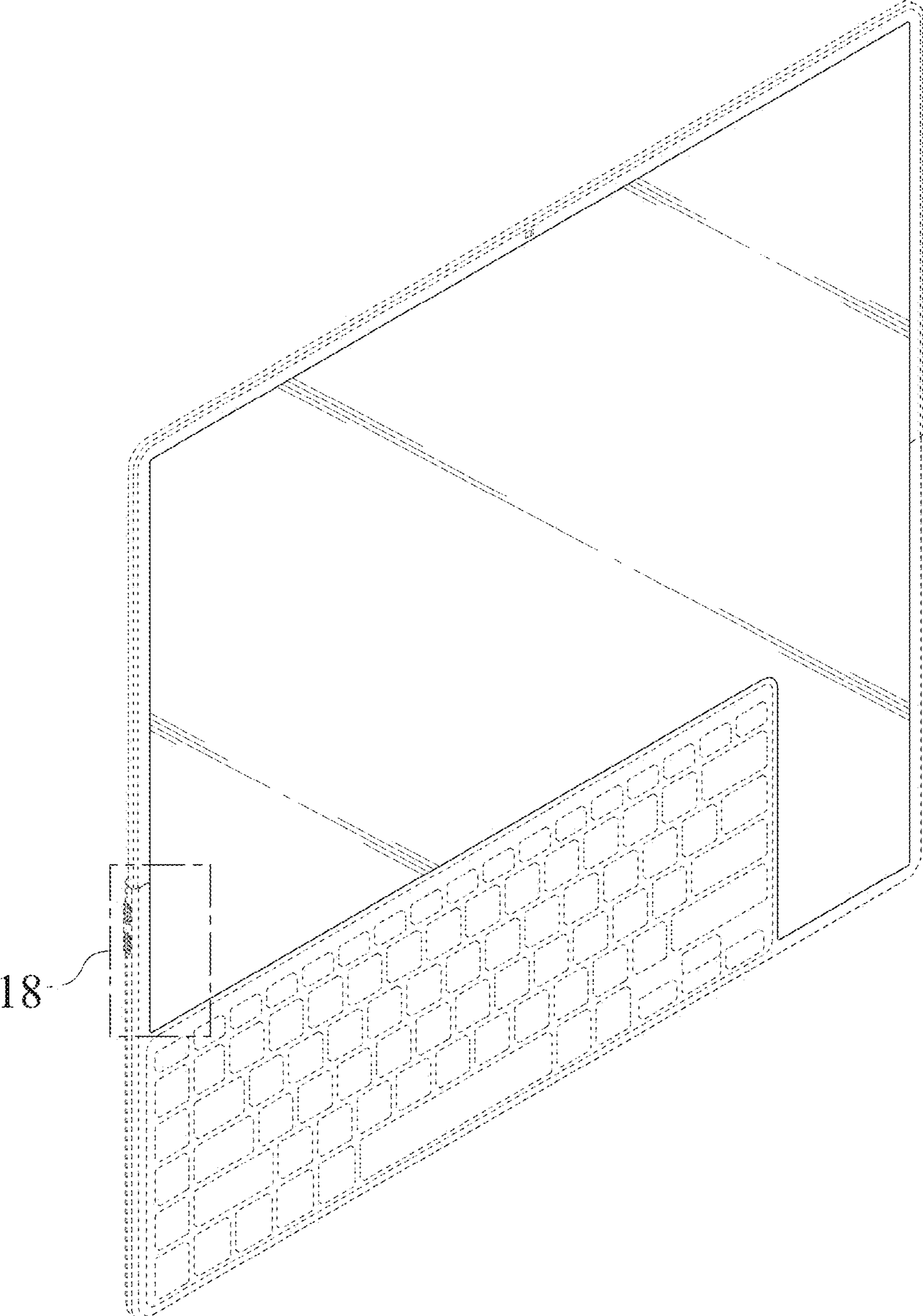


FIG. 12




FIG. 13




FIG. 14

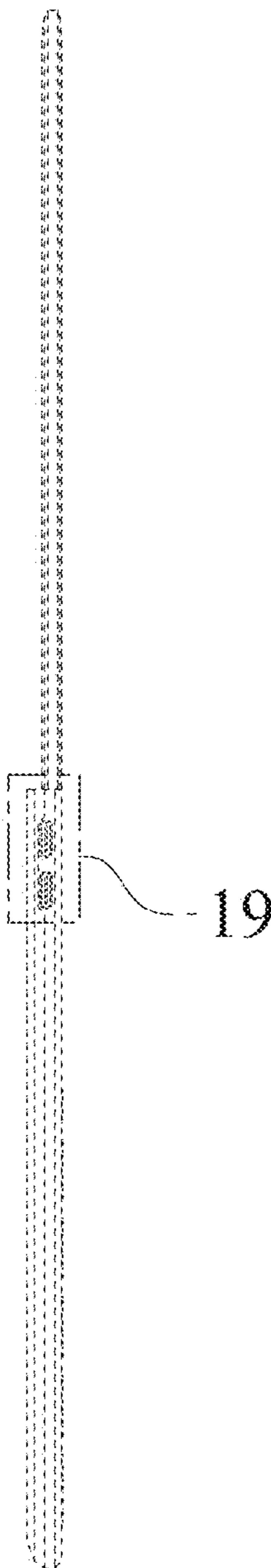


FIG. 15

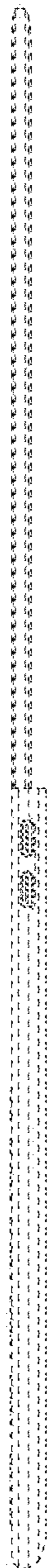


FIG. 16




FIG. 17




FIG. 18

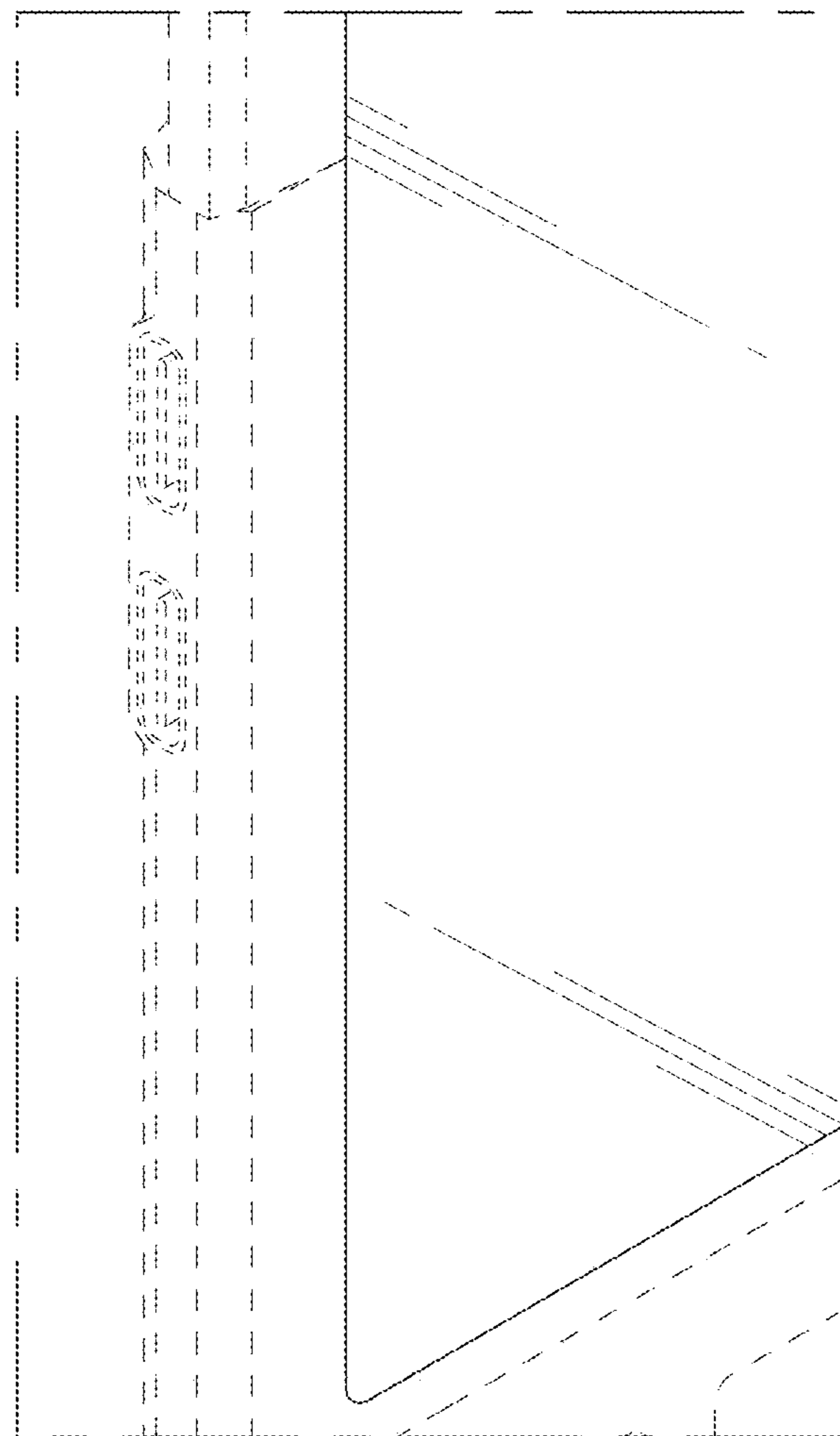


FIG. 19

