



US00D970488S

(12) **United States Design Patent** (10) **Patent No.:** **US D970,488 S**
Asdahl (45) **Date of Patent:** **** Nov. 22, 2022**

(54) **PORTABLE DEVICE CASE**
(71) Applicant: **Furtune AS**, Oslo (NO)
(72) Inventor: **Torje Asdahl**, Levanger (NO)
(73) Assignee: **Furtune AS**, Oslo (NO)
(**) Term: **15 Years**
(21) Appl. No.: **29/673,698**
(22) Filed: **Dec. 17, 2018**
(51) **LOC (13) Cl.** **14-03**
(52) **U.S. Cl.**
USPC **D14/250**
(58) **Field of Classification Search**
USPC D3/201, 218, 226, 227, 247, 249, 250,
D3/269, 303; D13/103, 107, 108, 119;
(Continued)

(56) **References Cited**
U.S. PATENT DOCUMENTS
D523,497 S * 6/2006 Johnson D21/727
D574,085 S * 7/2008 Lucchetti D24/189
(Continued)

FOREIGN PATENT DOCUMENTS
WO WO-2019209117 A1 * 10/2019 G10K 11/16

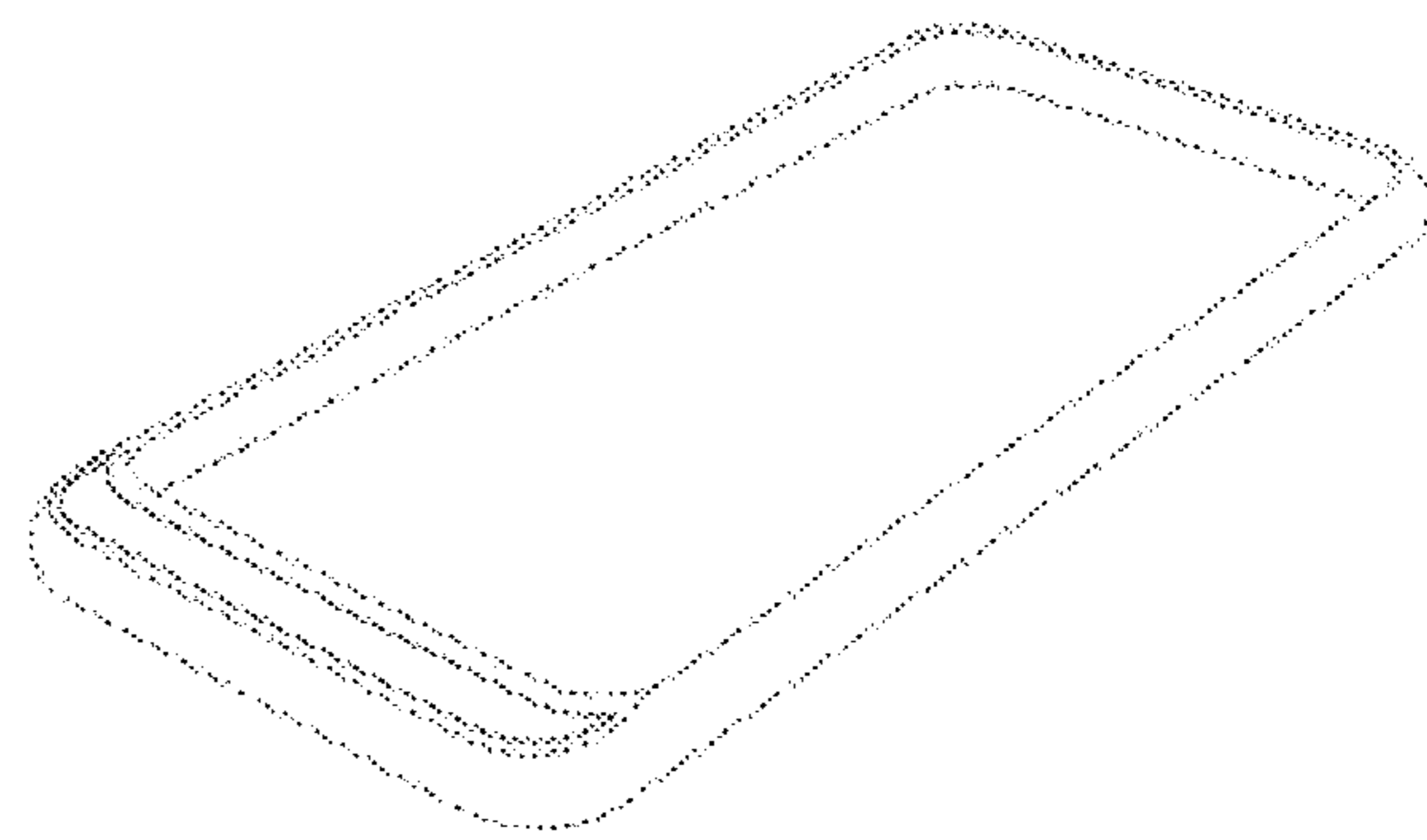
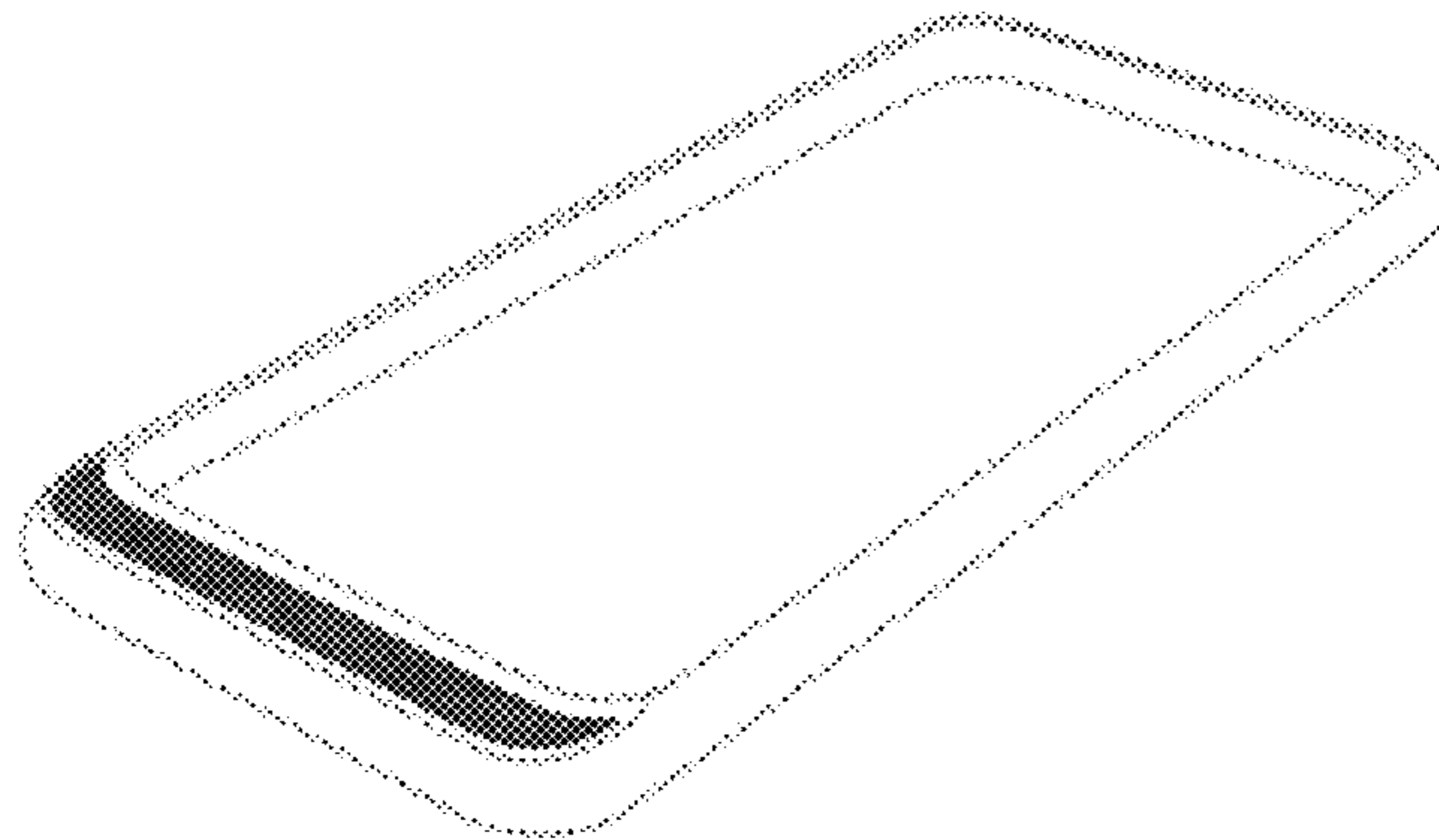
OTHER PUBLICATIONS
Furtune main website, web archive date Jul. 2, 2022, [online] URL:
<https://web.archive.org/web/20220207213305/https://furtune.no/> (Year:
2022).*
(Continued)

Primary Examiner — L. A. Grabenstetter

(74) *Attorney, Agent, or Firm* — Wissing Miller LLP
(57) **CLAIM**
The ornamental design for a portable device case, as shown and described.

DESCRIPTION
FIG. 1 is a perspective view of the new design for a portable device case in accordance with a first embodiment of the present invention;
FIG. 2 is a front view of the portable device case shown in FIG. 1;
FIG. 3 is a right view of the portable device case shown in FIG. 1;
FIG. 4 is a left view of the portable device case shown in FIG. 1;
FIG. 5 is a top view of the portable device case shown in FIG. 1;
FIG. 6 is a bottom view of the portable device case shown in FIG. 1;
FIG. 7 is a rear view of the portable device case shown in FIG. 1;
FIG. 8 is a perspective view of the new design for a portable device case in accordance with a second embodiment of the present invention;
FIG. 9 is a front view of the portable device case shown in FIG. 8;
FIG. 10 is a right view of the portable device case shown in FIG. 8;
FIG. 11 is a left view of the portable device case shown in FIG. 8;
FIG. 12 is a top view of the portable device case shown in FIG. 8;
FIG. 13 is a bottom view of the portable device case shown in FIG. 8; and,
FIG. 14 is a rear view of the portable device case shown in FIG. 8.
The broken lines depict unclaimed environmental features and form no part of the claimed design.

1 Claim, 10 Drawing Sheets



(58) **Field of Classification Search**

USPC D14/137, 138 R, 138 AA, 138 C, 138 G,
D14/172, 192, 203.3–203.7, 217, 238.1,
D14/247, 248, 250–253, 434, 440, 447,
D14/496

CPC A45C 1/06; A45C 2011/002; A45C 11/00;
A45F 2005/028; A45F 2200/0525

See application file for complete search history.

(56) **References Cited**

U.S. PATENT DOCUMENTS

D581,467 S * 11/2008 Wunningham D20/11
D596,671 S * 7/2009 Sauter D20/11
D622,716 S 8/2010 Andre et al.
D655,700 S * 3/2012 Bruette D14/250
D656,495 S 3/2012 Andre et al.
D670,281 S 11/2012 Corpuz et al.
D670,689 S * 11/2012 Wang D14/250
D676,432 S * 2/2013 Hasbrook D14/250
D681,023 S 4/2013 Weller et al.
D685,236 S * 7/2013 Barnhart D8/19

D694,880 S * 12/2013 Haven D24/124
D703,649 S 4/2014 Wikel et al.
D721,181 S * 1/2015 Schiebl D24/189
D721,360 S 1/2015 Laffon de Mazieres et al.
D739,603 S * 9/2015 Monaco D20/11
D772,854 S 11/2016 Igarashi
D780,317 S * 2/2017 Vandervoort D24/189
D788,759 S 6/2017 Akana et al.
D793,352 S * 8/2017 Hill D8/19
D794,624 S * 8/2017 Fernandes D14/250
D797,943 S * 9/2017 Long D24/189
D800,103 S 10/2017 Andre et al.
D800,711 S 10/2017 Kim
D811,611 S * 2/2018 Lind D24/189
D822,652 S 7/2018 Kim et al.

OTHER PUBLICATIONS

AMP: The Mighty iPhone Case That Doubles As An External Speaker and Extended Battery, publication date Jul. 2, 2015, [online] URL: <https://vulcanpost.com/295991/amp-iphone-case-external-speaker/> (Year: 2015).*

* cited by examiner

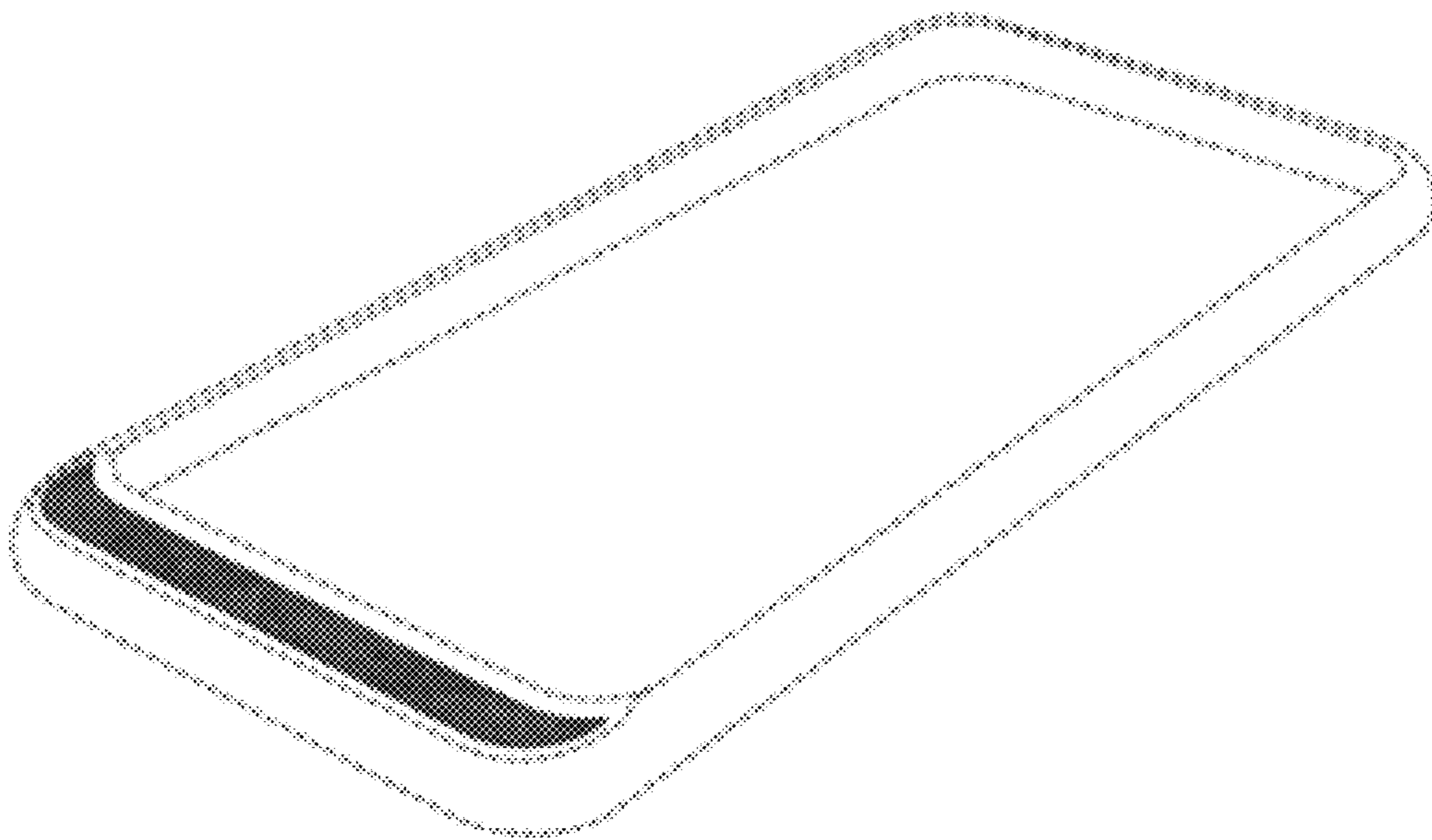


Fig. 1




Fig. 2



Fig. 3




Fig. 4



Fig. 5



Fig. 6




Fig. 7

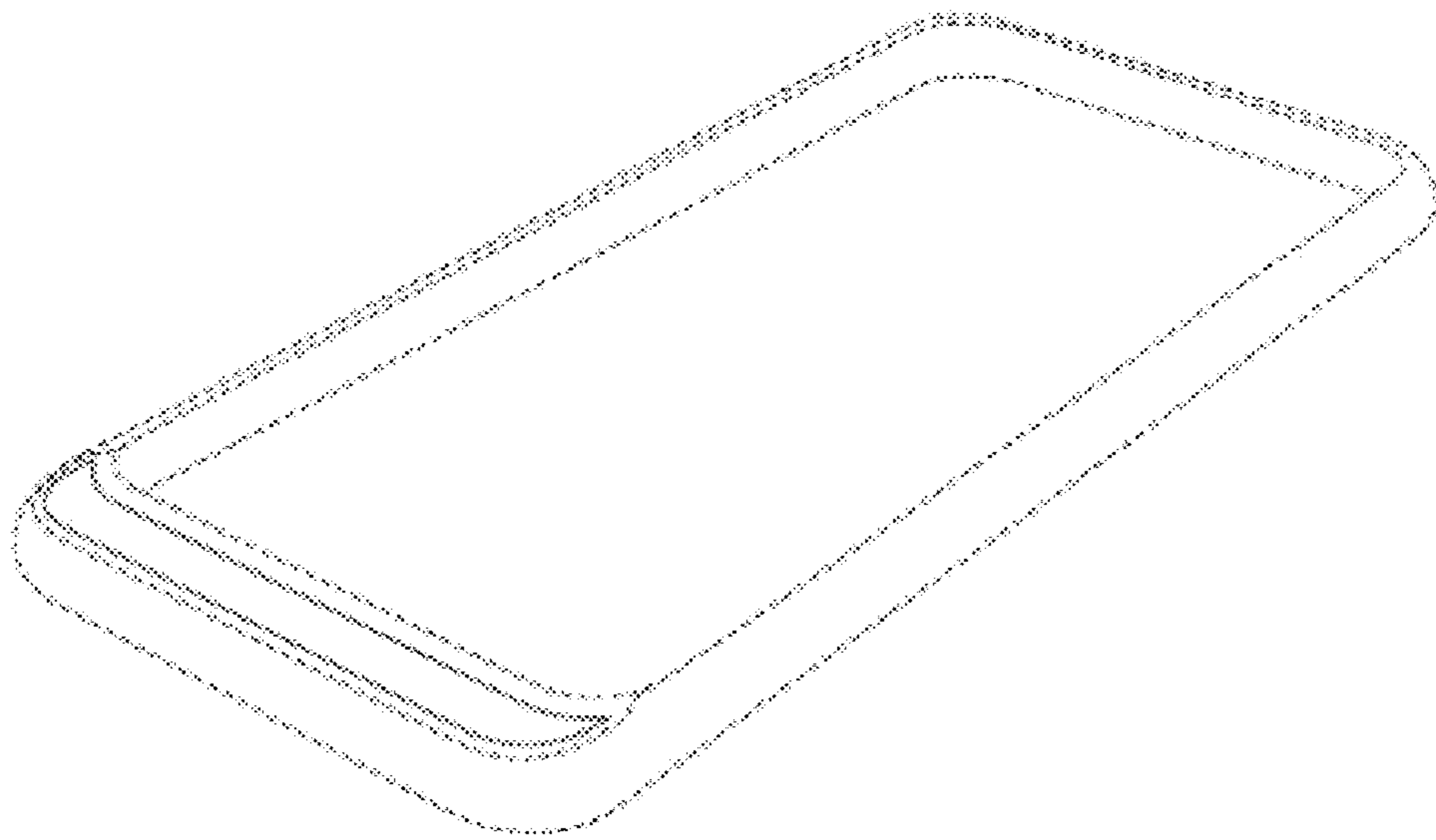


Fig. 8




Fig. 9



Fig. 10



Fig. 11



Fig. 12




Fig. 13




Fig. 14