

US00D970470S

(12) **United States Design Patent** (10) **Patent No.:** **US D970,470 S**
Shim et al. (45) **Date of Patent:** **** Nov. 22, 2022**

(54) **DOOR FOR AN INDOOR WALL WITH BUILT-IN HOME APPLIANCES**

(71) Applicant: **LG ELECTRONICS INC.**, Seoul (KR)

(72) Inventors: **Jaemyo Shim**, Seoul (KR); **Yunjoo Kim**, Seoul (KR); **Kisang Jung**, Seoul (KR); **Minkyu Oh**, Seoul (KR); **Hwasuk Shim**, Seoul (KR)

(73) Assignee: **LG ELECTRONICS INC.**, Seoul (KR)

(**) Term: **15 Years**

(21) Appl. No.: **29/733,529**

(22) Filed: **May 4, 2020**

(30) **Foreign Application Priority Data**

Nov. 8, 2019 (KR) 30-2019-0053457

(51) **LOC (13) Cl.** **14-01**

(52) **U.S. Cl.**
USPC **D14/217; D6/703**

(58) **Field of Classification Search**
USPC D6/703, 703.1, 703.2, 703.5, 663, 671, D6/671.1, 671.2, 671.3, 671.4, 675; D8/349, 353; D13/162, 164, 177, 199; D14/217, 336, 371, 374, 389, 432, 433, D14/434, 258, 128; D23/351-354, 355, D23/357, 361, 385
CPC A47B 81/06; A47B 81/061; A47B 81/062; A47B 81/064; A47B 81/067; A47B 81/068; H05B 45/00; H05B 45/10; H05B 45/20; H05B 47/105; H05B 47/11; H05B 47/155; H05B 47/16; H05B 47/175; H05B 47/19; H05B 1/10236; H05B 1/10275; H05B 2203/026; H05K 5/03; H05K 7/00; H05K 7/0004
See application file for complete search history.

(56) **References Cited**

U.S. PATENT DOCUMENTS

D497,147 S *	10/2004	Izu	D14/128
D832,226 S *	10/2018	Poulheim	D13/164
D906,291 S *	12/2020	Park	D14/217
D931,663 S *	9/2021	Tio	D6/675
D939,472 S *	12/2021	Kim	D14/217
D939,473 S *	12/2021	Kim	D14/217
D941,268 S *	1/2022	Kim	D14/217
D952,188 S *	5/2022	Jung	D14/217
2014/0319978 A1 *	10/2014	Lemieux	A47B 81/062 312/7.2

(Continued)

Primary Examiner — Mimoso De

(74) *Attorney, Agent, or Firm* — Birch, Stewart, Kolasch & Birch, LLP

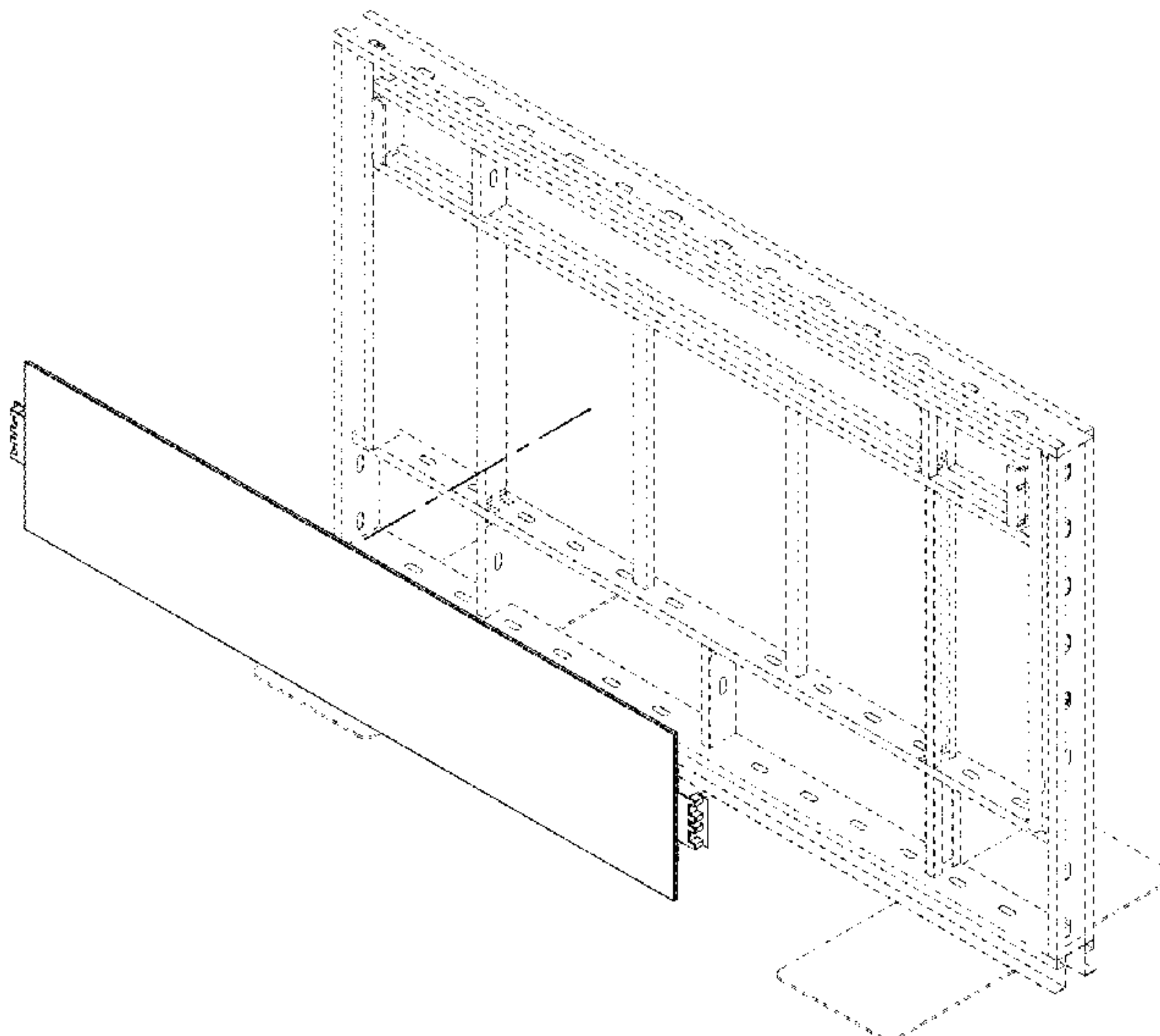
(57) **CLAIM**

The ornamental design for a door for an indoor wall with built-in home appliances, as shown and described.

DESCRIPTION

FIG. 1 is a front perspective view of the door for an indoor wall with built-in home appliances showing our new design; FIG. 2 is a front view thereof; FIG. 3 is a rear view thereof; FIG. 4 is a left side view thereof; FIG. 5 is a right side view thereof; FIG. 6 is a top plan view thereof; FIG. 7 is a bottom plan view thereof; and, FIG. 8 is a reference view showing the state of use that the claimed design has attached to Indoor wall with built-in home appliances. The portions of FIG. 8 drawn in broken lines show environmental structure only and form no part of the claimed design.

1 Claim, 8 Drawing Sheets



(56)

References Cited

U.S. PATENT DOCUMENTS

2021/0076518 A1* 3/2021 Lotter H05K 5/03

* cited by examiner

FIG. 1




FIG. 2



FIG. 3



FIG. 4



FIG. 5



FIG. 6



FIG. 7

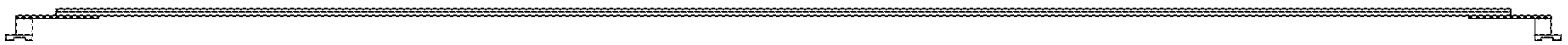


FIG. 8

