



US00D970464S

(12) **United States Design Patent**
Wang

(10) **Patent No.:** **US D970,464 S**

(45) **Date of Patent:** **** Nov. 22, 2022**

(54) **WIRELESS HEADBAND**

(71) Applicant: **Min Wang**, Shenzhen (CN)

(72) Inventor: **Min Wang**, Shenzhen (CN)

(**) Term: **15 Years**

(21) Appl. No.: **29/825,187**

(22) Filed: **Jan. 29, 2022**

(51) **LOC (13) Cl.** **14-01**

(52) **U.S. Cl.**
USPC **D14/192**

(58) **Field of Classification Search**

USPC D14/192, 205; D16/301; 2/171, 181,
2/DIG. 11; D21/483; D28/41;
381/380-381, 376, 388
CPC H04R 25/00; H04R 25/02; H04R 1/02;
H04R 1/10; H04R 1/1008; H04R 9/06;
H04R 1/105; H04R 5/033; H04R 5/0335;
A61F 11/14; A61F 13/00; A61F 9/04;
A42B 3/185

See application file for complete search history.

(56) **References Cited**

U.S. PATENT DOCUMENTS

2,017,023 A * 10/1935 Rendle A63H 3/46
446/375
2,672,664 A * 3/1954 Sudziarski B22C 7/04
164/207
D192,070 S * 1/1962 Wall D29/112
D235,788 S * 7/1975 Eberhardt D21/683
4,394,782 A * 7/1983 Wasson A42C 5/02
2/182.1
4,462,116 A * 7/1984 Sanzone A41D 20/00
2/253
D294,833 S * 3/1988 Holden D16/314
4,864,619 A * 9/1989 Spates H04R 1/10
381/384
D310,907 S * 10/1990 Mark D14/192

D315,812 S * 3/1991 Cionni D29/112
5,038,412 A * 8/1991 Cionni A61F 11/06
2/209
D322,616 S * 12/1991 Wiedner D16/314
5,088,549 A * 2/1992 Schneider A61F 7/02
165/DIG. 45
D343,282 S * 1/1994 Irish D2/894
5,395,400 A * 3/1995 Stafford A42B 1/008
2/209
5,438,698 A * 8/1995 Burton H04R 1/1033
455/344
D384,790 S * 10/1997 Juergens D2/866
5,881,390 A * 3/1999 Young A42B 1/245
2/209.13
5,946,734 A * 9/1999 Vogan A42B 3/121
2/200.1

(Continued)

FOREIGN PATENT DOCUMENTS

EM 008468870-0001 * 3/2021
GB 6145649 * 6/2021

Primary Examiner — Paula Allen Greene

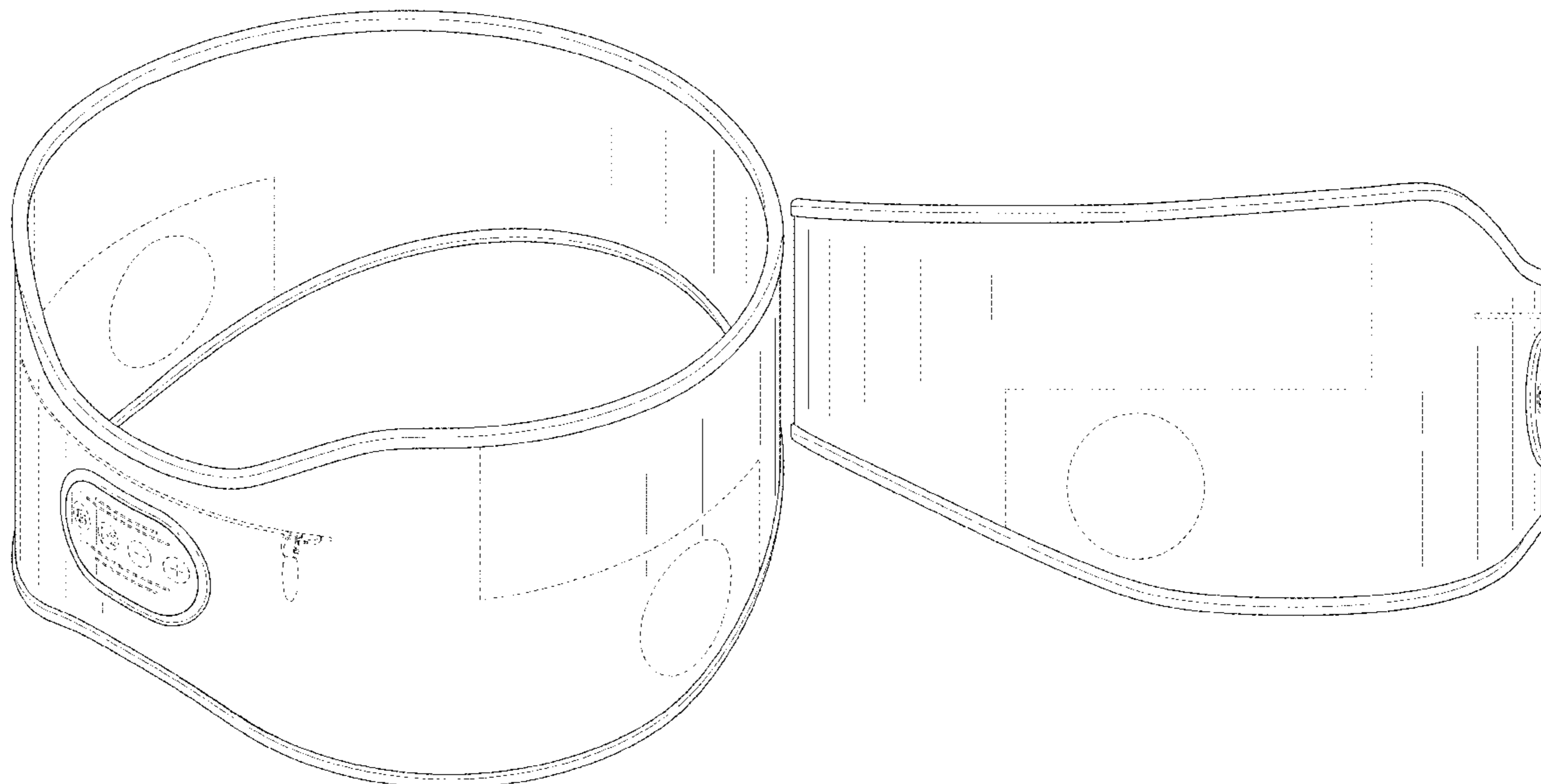
(57) **CLAIM**

The ornamental design for a wireless headband, as shown and described.

DESCRIPTION

FIG. 1 is a perspective view of a wireless headband showing my new design;
FIG. 2 is another perspective view thereof;
FIG. 3 is a front elevational view thereof;
FIG. 4 is a rear elevational view thereof;
FIG. 5 is a left side elevational view thereof;
FIG. 6 is a right side elevational view thereof;
FIG. 7 is a top plan view thereof; and,
FIG. 8 is a bottom plan view thereof.
The broken lines in the drawings depict portions of the wireless headband that form no part of the claimed design.

1 Claim, 8 Drawing Sheets



(56)

References Cited

U.S. PATENT DOCUMENTS

D446,609 S *	8/2001	Hill	A61F 11/06	D29/112				
6,438,761 B1 *	8/2002	McGarrity	A42B 3/00	2/410				
D547,500 S *	7/2007	Karrman	A61F 11/14	D29/112				
D592,236 S *	5/2009	McGrath	A61F 9/04	D16/301				
8,111,859 B2	2/2012	Phillips							
D668,703 S *	10/2012	Gordon	D16/301					
D669,633 S *	10/2012	Hedgren	D2/894					
8,605,935 B1 *	12/2013	Huang	H04R 1/105	381/381				
8,636,066 B2 *	1/2014	Gupta	C09K 8/514	166/308.1				
D718,369 S *	11/2014	Janavicius	D16/312					
8,959,668 B1 *	2/2015	Ganes	A42B 3/205	2/9				
9,168,176 B2 *	10/2015	Peebles	A63B 71/10					
D837,870 S *	1/2019	Warnock	A61F 9/04	D16/312				
D861,060 S *	9/2019	Zheng	A61F 9/04	D16/301				
10,426,666 B1 *	10/2019	Seidenfeld	A61F 7/02					
D867,436 S *	11/2019	Lian	D16/301					
D867,437 S *	11/2019	Lian	D16/301					
D870,062 S *	12/2019	Peng	D2/866					
D887,484 S *	6/2020	Guo	A61F 9/04	D16/301				
D906,405 S *	12/2020	Seidenfeld	D16/301					
D907,688 S *	1/2021	Du	D16/301					
D907,849 S *	1/2021	Welch	D28/41					
D913,984 S *	3/2021	Li	D14/192					
D918,991 S *	5/2021	Du	D16/301					
D932,459 S *	10/2021	Liu	D14/205					
D938,381 S *	12/2021	Li	D16/301					
D944,494 S *	3/2022	Peng	D2/875					
D946,549 S *	3/2022	Wang	D14/205					
D952,595 S *	5/2022	Lan	D14/192					
D954,133 S *	6/2022	Chen	D16/301					
D959,403 S *	8/2022	Li	D14/205					
D959,404 S *	8/2022	Li	D14/205					
2006/0278252 A1 *	12/2006	Miller	A45D 8/34	132/274				
2012/0272484 A1 *	11/2012	Willborn	A61F 9/029	24/3.12				
2012/0324638 A1 *	12/2012	Tobia	A61F 9/025	351/83				
2018/0055691 A1 *	3/2018	Renaud	A61F 7/02					
2019/0037314 A1 *	1/2019	Hanson	H04R 5/033					
2019/0132663 A1 *	5/2019	Lu	H04R 1/1008					

* cited by examiner

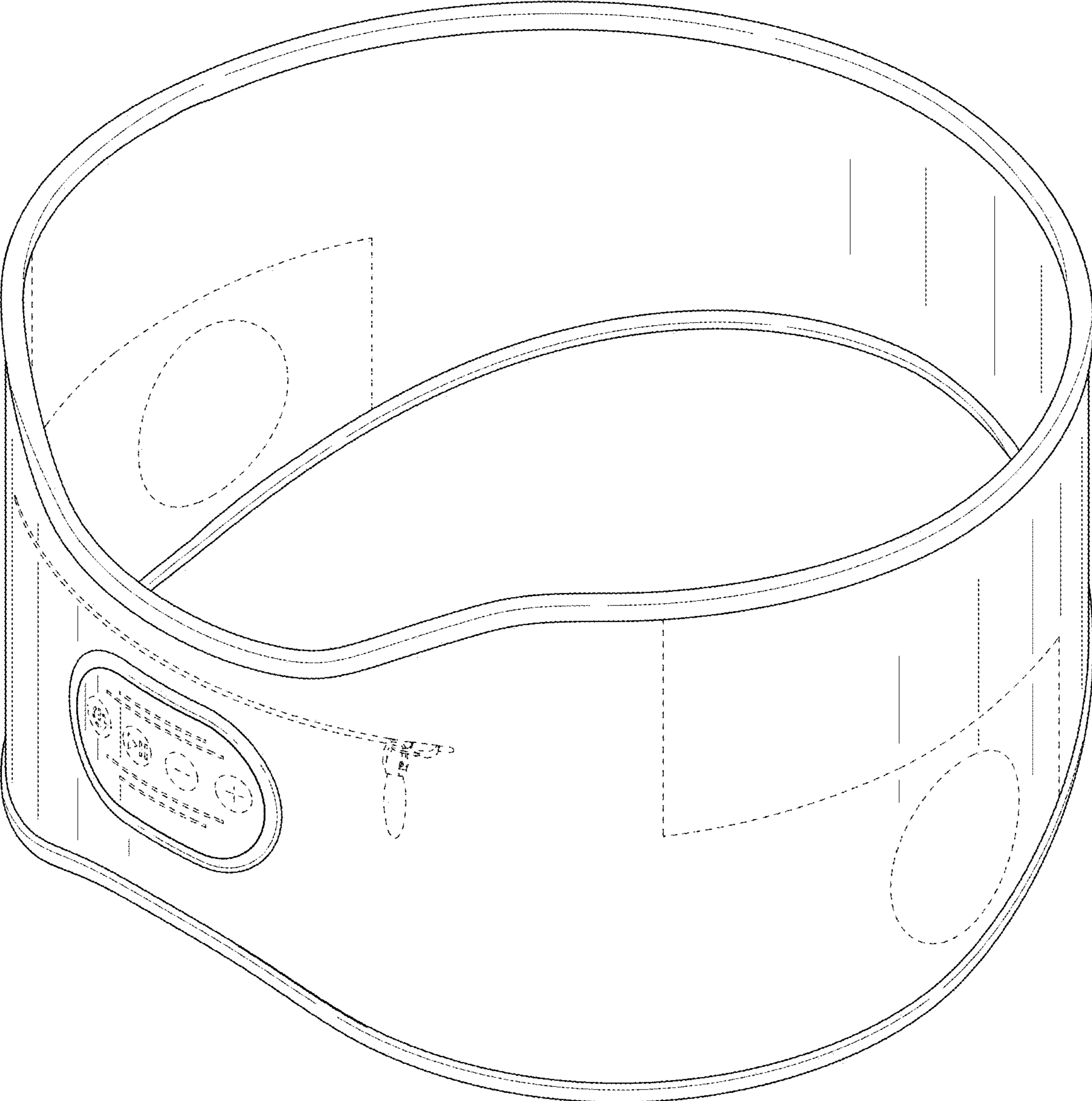


FIG. 1

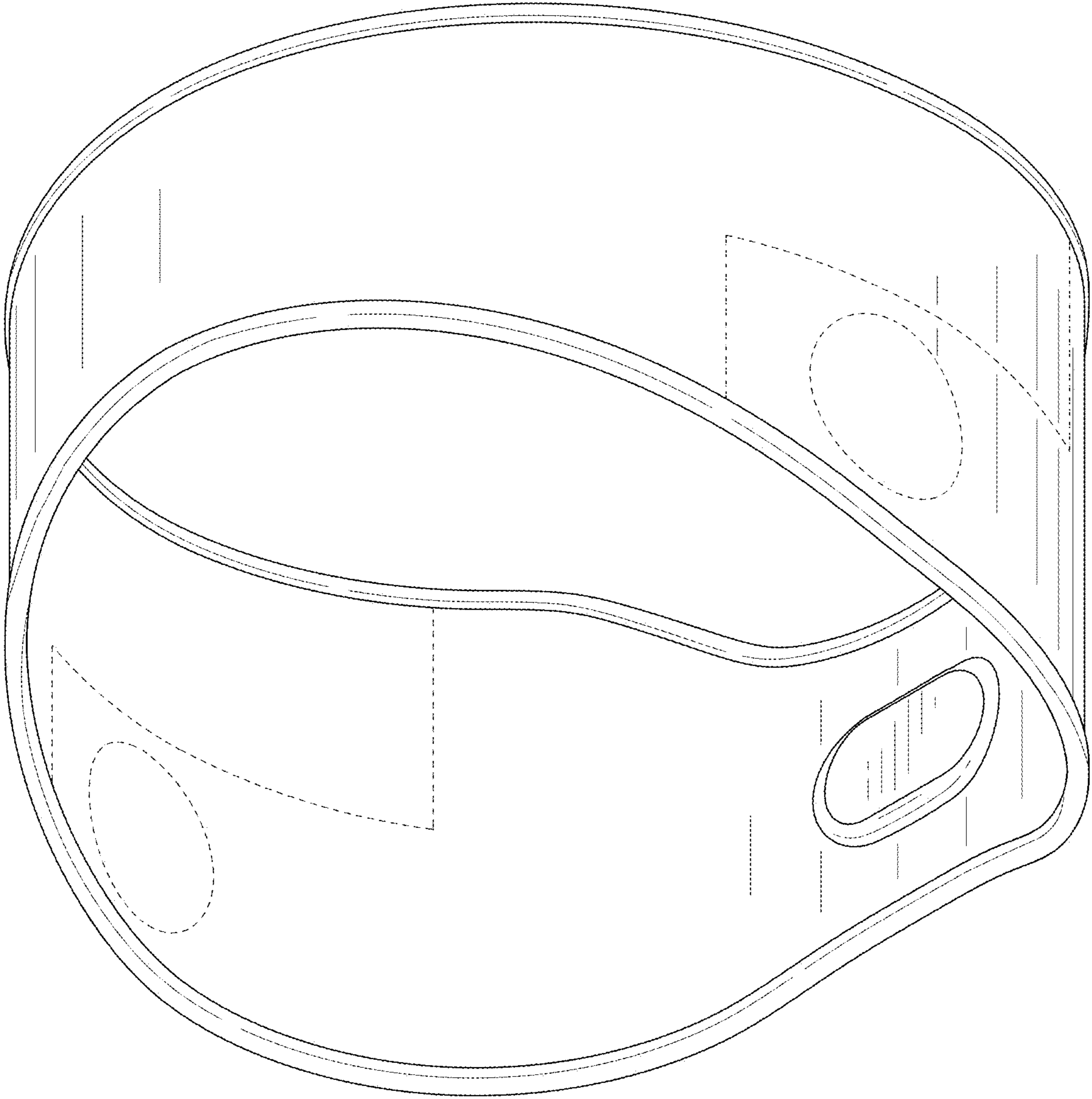


FIG. 2

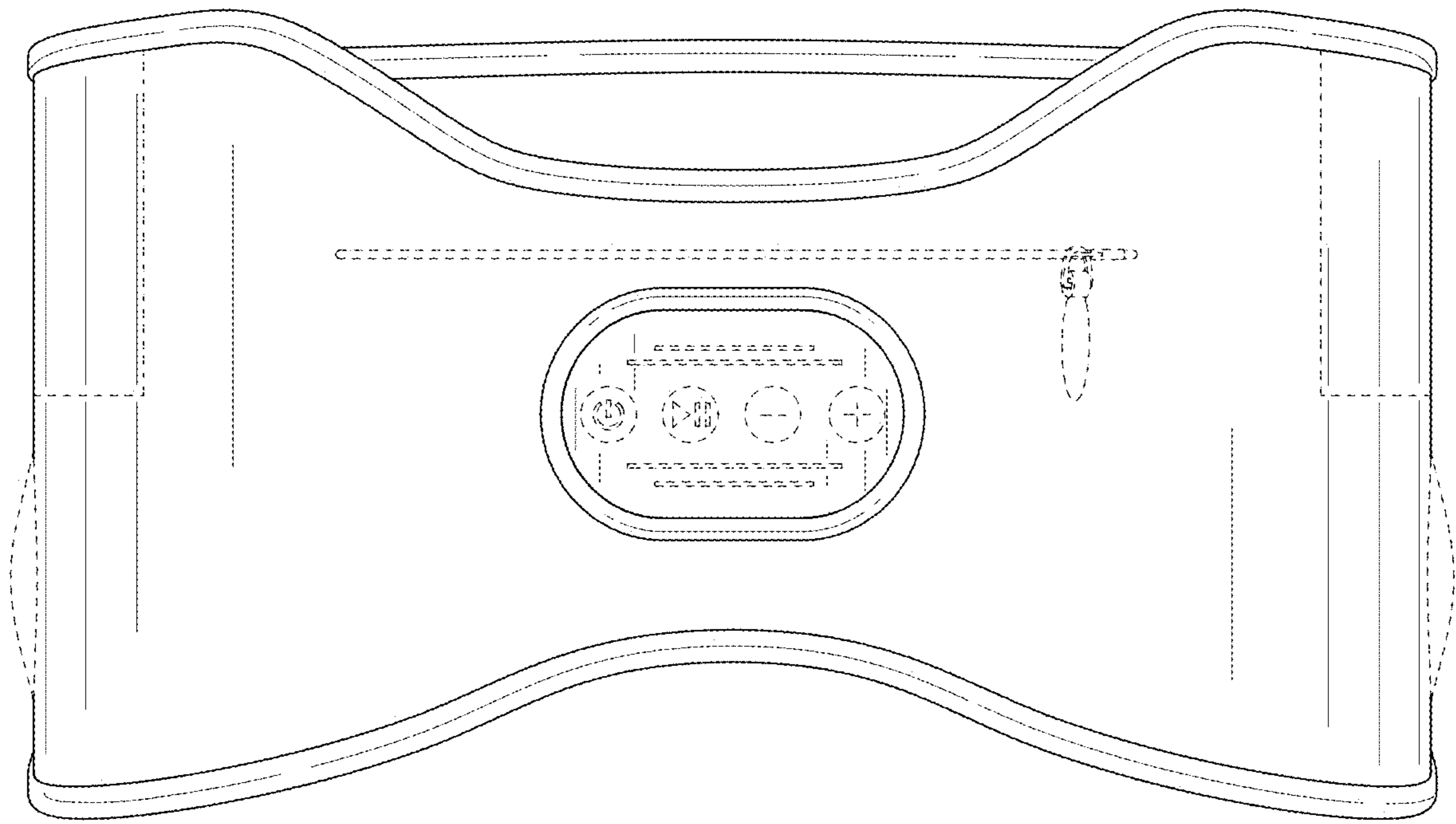


FIG. 3

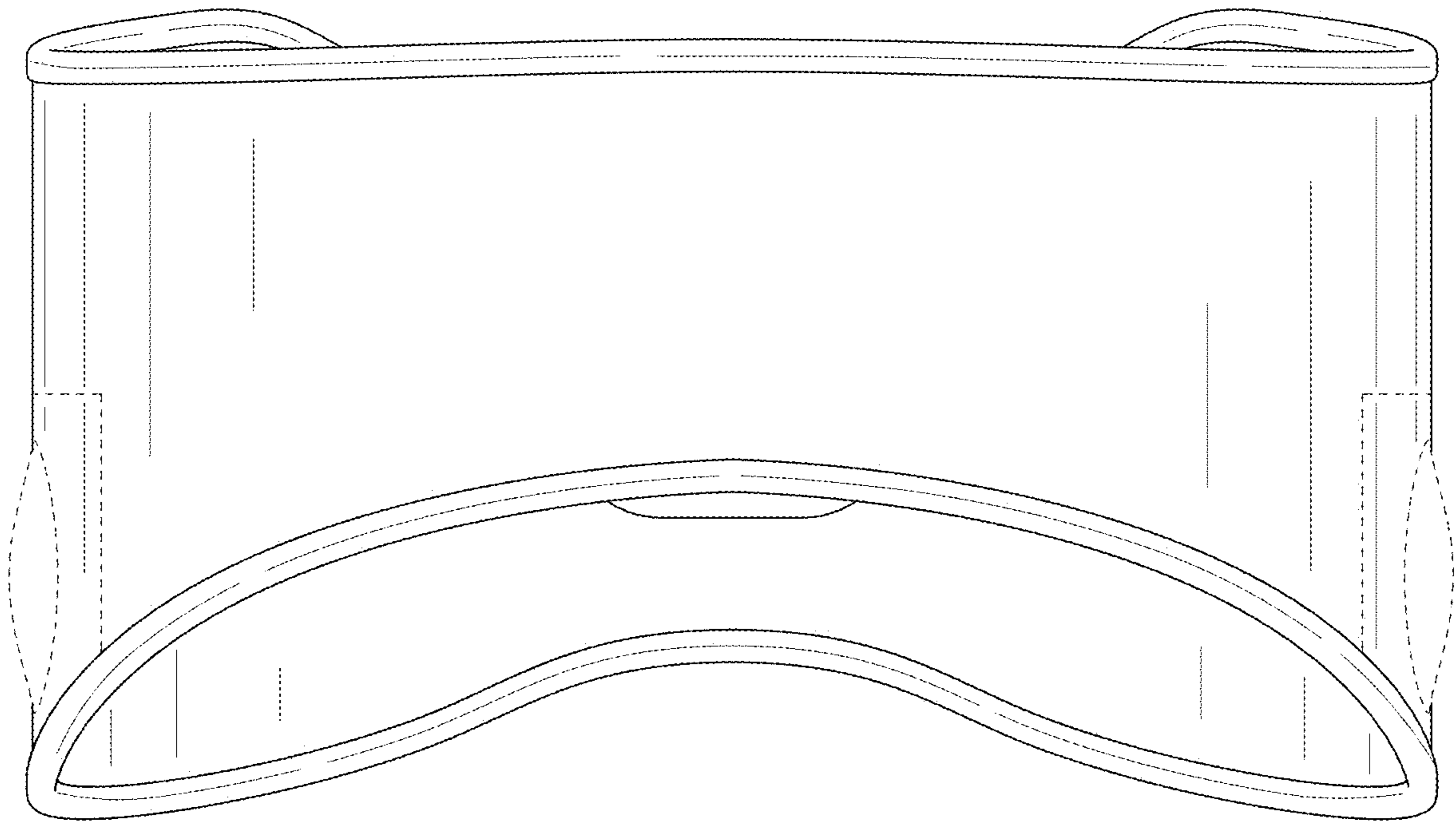


FIG. 4

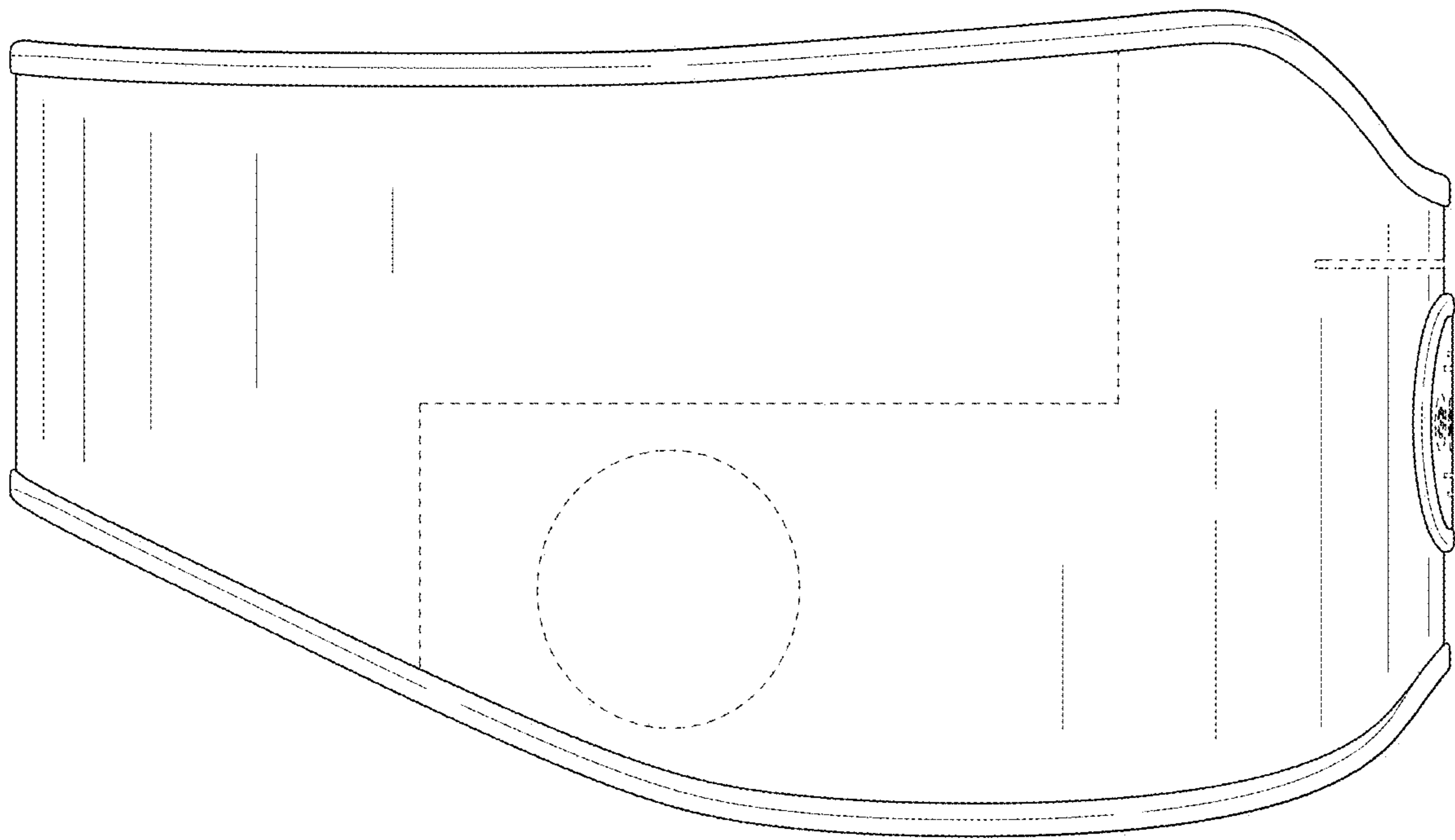


FIG. 5

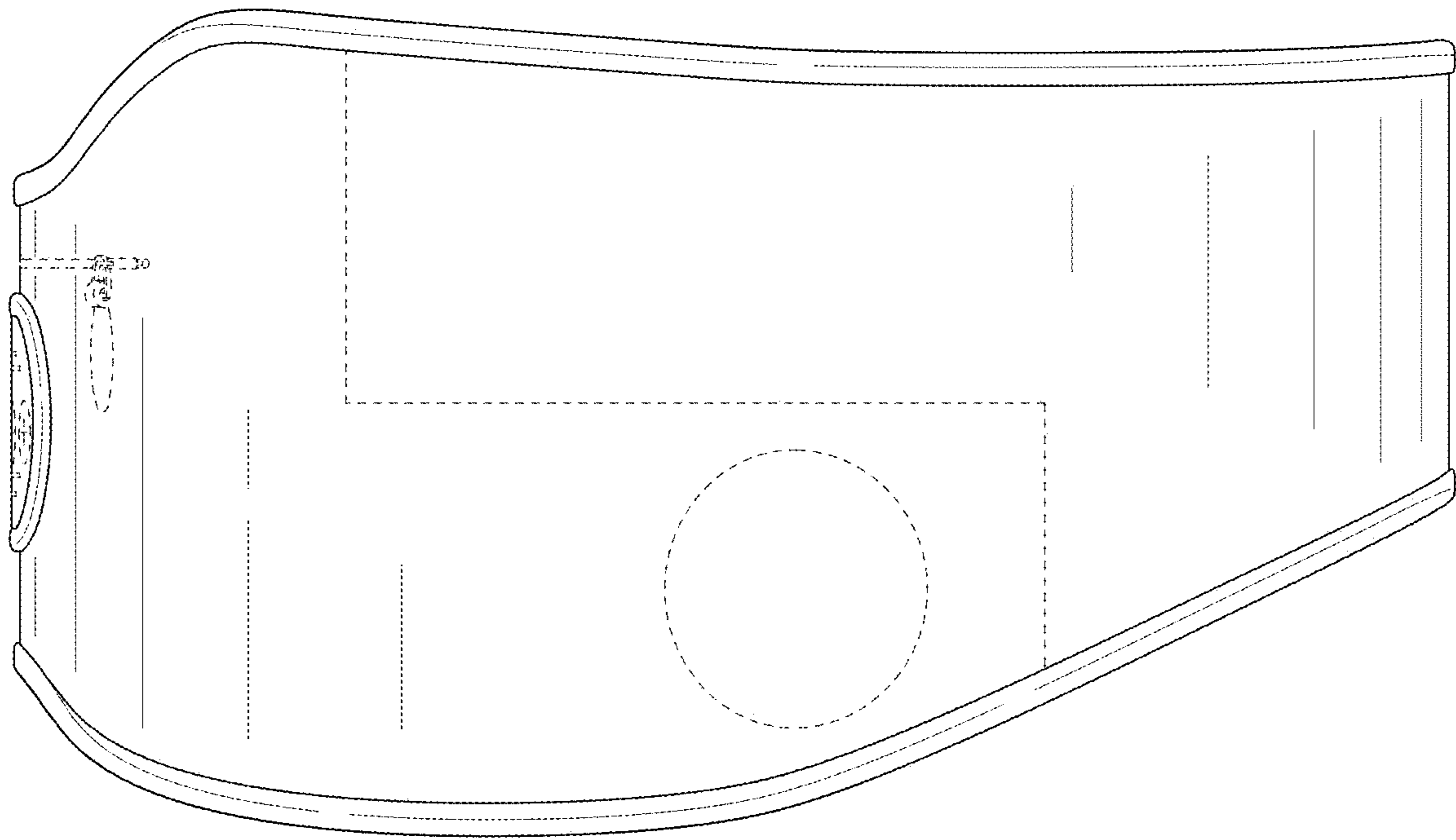


FIG. 6




FIG. 7




FIG. 8