



US00D970454S

(12) **United States Design Patent** (10) **Patent No.:** **US D970,454 S**
Liu (45) **Date of Patent:** **** Nov. 22, 2022**

(54) **TWO-WAY SLIDE** D745,848 S 12/2015 Kobuchi
D756,306 S * 5/2016 Aoki D13/154
(71) Applicant: **Guangdong Gogole Technology Co., Ltd., Huizhou (CN)** D790,474 S 6/2017 Chen
D826,949 S * 8/2018 Ehara D14/401
(72) Inventor: **Xianfeng Liu, Yongzhou (CN)** D859,318 S 9/2019 Huang
D889,548 S * 7/2020 Miyatake D21/333
2001/0051455 A1 * 12/2001 Clement H01R 13/6467
439/418

(**) Term: **15 Years**

(21) Appl. No.: **29/818,725**

(22) Filed: **Dec. 10, 2021**

(51) **LOC (13) Cl.** **13-03**

(52) **U.S. Cl.**
USPC **D13/147**

(58) **Field of Classification Search**
USPC D13/101, 110, 118, 123, 133, 145, 146,
D13/147, 149, 151, 154, 184, 199;
D14/217, 218, 412, 413; D21/333
CPC A63F 13/21; A63F 13/23; A63F 13/24;
A63F 13/213; A63F 2300/1043; A63H
33/16; H01R 13/6467; H01R 13/6582;
H01R 9/03; H01R 9/05; H01R 12/71;
H01R 12/77; H01R 12/716

See application file for complete search history.

(56) **References Cited**

U.S. PATENT DOCUMENTS

D470,109 S 2/2003 Yokoyama
D515,506 S 2/2006 Takaya
D568,840 S * 5/2008 Hsu D13/184
D578,964 S 10/2008 Luo
D607,823 S 1/2010 Koyama
8,500,488 B2 * 8/2013 Hsu H01R 13/6582
439/607.31
D695,688 S 12/2013 Yoshisuji
D726,660 S 4/2015 Yokoyama
D735,676 S 8/2015 Chen

OTHER PUBLICATIONS

https://www.amazon.com/dp/B07NYVHY44/ref=sspa_dk_detail_3?ie=UTF8&pd_rd_i=B07NYVHY44p13NParams&s=videogames&sp_csd=d2lkZ2V0TmFtZT1zcF9kZXRhaWw&th=1 May 13, 2019 (Year: 2019).*

* cited by examiner

Primary Examiner — Derrick E Holland
(74) *Attorney, Agent, or Firm* — Rumit Ranjit Kanakia


(57) **CLAIM**

The ornamental design for a two-way slide, as shown and described.

DESCRIPTION

FIG. 1 is a perspective view of a two-way slide showing my new design;
FIG. 2 is another perspective view thereof;
FIG. 3 is a front elevational view thereof;
FIG. 4 is a rear elevational view thereof;
FIG. 5 is a left side view thereof;
FIG. 6 is a right side view thereof;
FIG. 7 is a top plan view thereof; and,
FIG. 8 is a bottom plan view thereof.
The broken lines in the figures are for the purposes of illustrating portions of the two-way slide, which form no part of the claimed design.

1 Claim, 5 Drawing Sheets



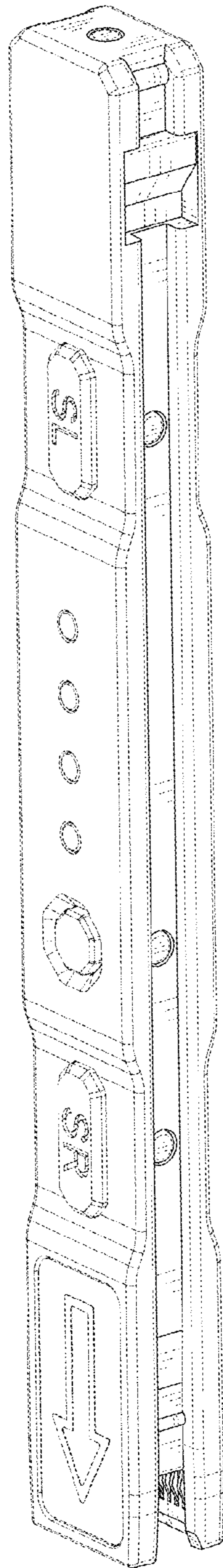


FIG. 1




FIG. 2

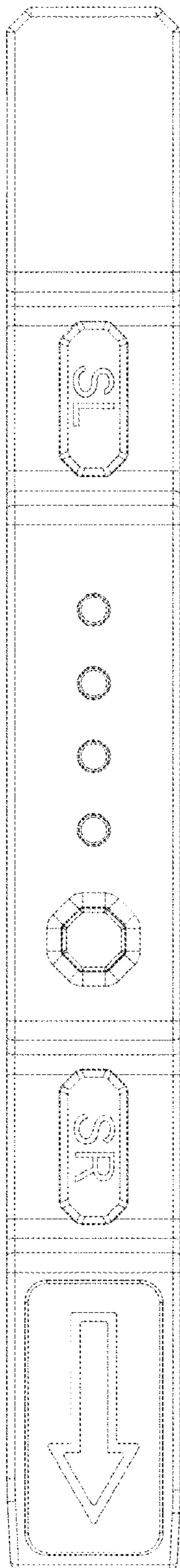


FIG. 3

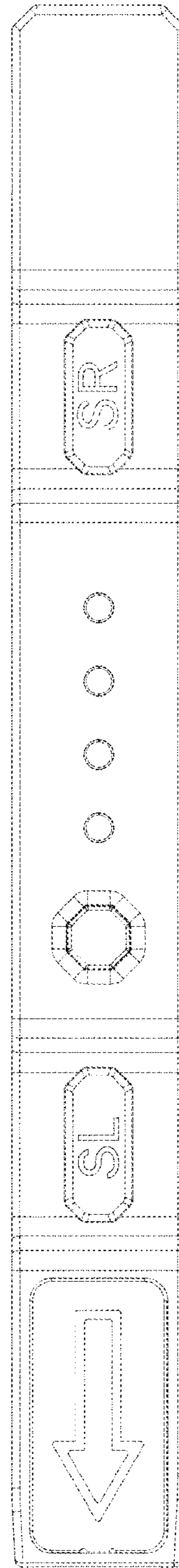


FIG. 4

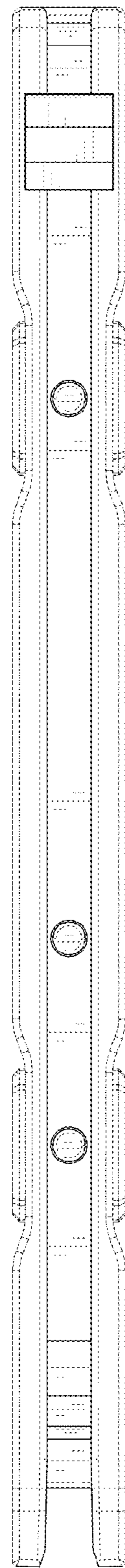
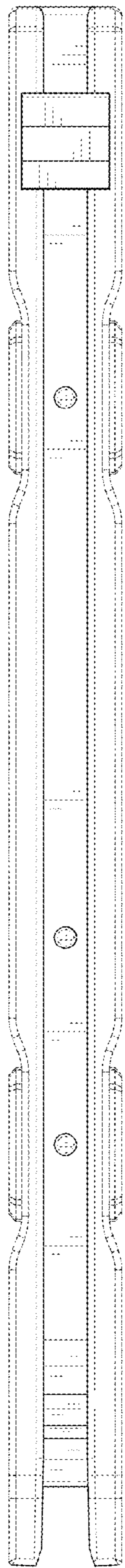


FIG. 5

FIG. 6

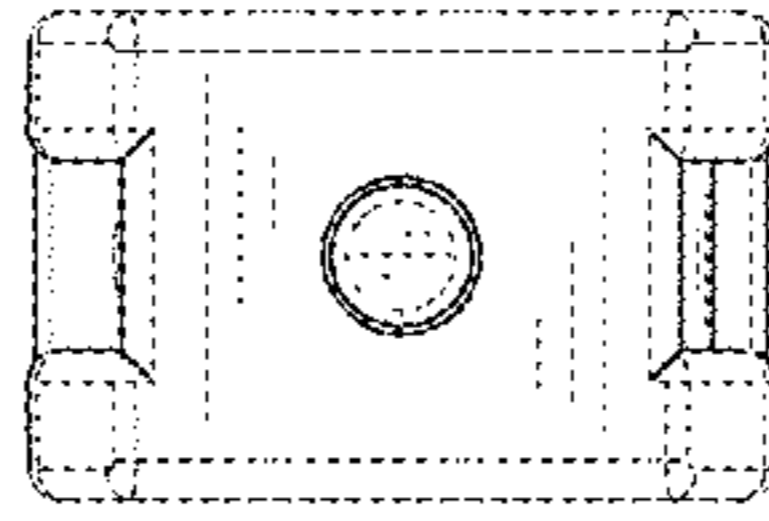


FIG. 7

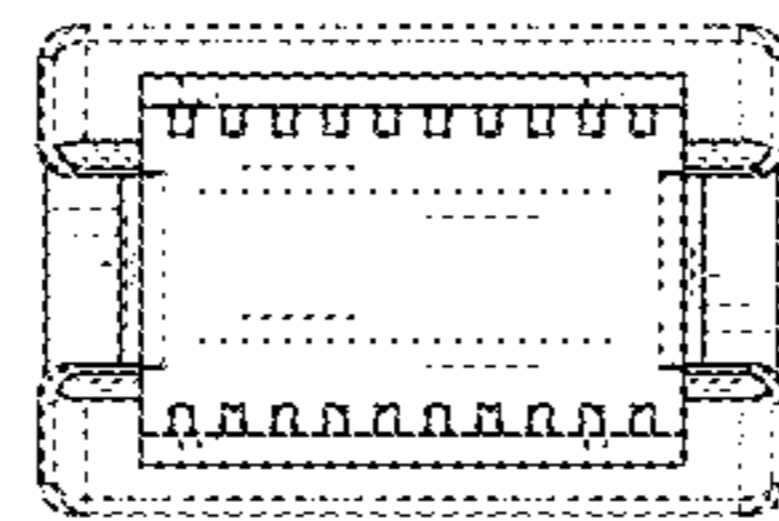


FIG. 8