



US00D970424S

(12) **United States Design Patent** (10) **Patent No.:** **US D970,424 S**
Lu (45) **Date of Patent:** **** Nov. 22, 2022**

- (54) **BOAT TOW HARNESS**
- (71) Applicant: **MIANYANG HUIKE SUPERIOR CO., LTD.**, Mianyang (CN)
- (72) Inventor: **Hong Lu**, Mianyang (CN)
- (73) Assignee: **MIANYANG HUIKE SUPERIOR CO., LTD.**, Mianyang (CN)
- (**) Term: **15 Years**
- (21) Appl. No.: **29/823,596**
- (22) Filed: **Jan. 18, 2022**
- (51) **LOC (13) Cl.** **12-06**
- (52) **U.S. Cl.**
USPC **D12/317**
- (58) **Field of Classification Search**
USPC D12/106, 159, 162, 317, 400; D21/662, D21/694, 777, 810
CPC B62D 33/033; B62D 35/02; B62D 35/00; B60D 1/00; B60D 1/06; B60D 1/065; B60D 1/36; B60D 1/60; B60P 3/10; B60P 3/1033; A62B 3/005
See application file for complete search history.

(56) **References Cited**
U.S. PATENT DOCUMENTS

D682,968 S	5/2013	Adinolfi, Sr.	
D771,759 S *	11/2016	Cohen	D21/662
D850,546 S *	6/2019	Reese	D21/694
D888,618 S *	6/2020	Pang	D12/162
D901,337 S *	11/2020	Pang	D12/162
D917,267 S *	4/2021	Pang	D8/367
D928,670 S *	8/2021	Luo	D12/162

D945,945 S *	3/2022	Hu	D12/162
D946,684 S *	3/2022	Luo	D21/777
D953,962 S *	6/2022	Lu	D12/400
2020/0398621 A1 *	12/2020	Landis	B60D 1/52

* cited by examiner

Primary Examiner — Cary M Robinson
Assistant Examiner — Adam C Mager
(74) *Attorney, Agent, or Firm* — Nitin Kaushik


(57) **CLAIM**

The ornamental design for a boat tow harness, as shown and described.

DESCRIPTION

FIG. 1 is a perspective view of a boat tow harness showing my new design;
 FIG. 2 is another perspective view thereof;
 FIG. 3 is a front elevational view thereof;
 FIG. 4 is a rear elevational view thereof;
 FIG. 5 is a left side elevational view thereof;
 FIG. 6 is a right side elevational view thereof;
 FIG. 7 is a top plan view thereof;
 FIG. 8 is a bottom plan view thereof;
 FIG. 9 is an enlarged top plan view thereof;
 FIG. 10 is an enlarged bottom plan view thereof;
 FIG. 11 is an enlarged view of portion 11 shown in FIG. 1;
 FIG. 12 is an enlarged view of portion 12 shown in FIG. 1; and,
 FIG. 13 is a perspective view of the boat tow harness where the boat tow harness is in a configuration of use.
 The dot-dash broken lines represent boundaries of the enlarged portions and form no part of the claimed design.

1 Claim, 13 Drawing Sheets



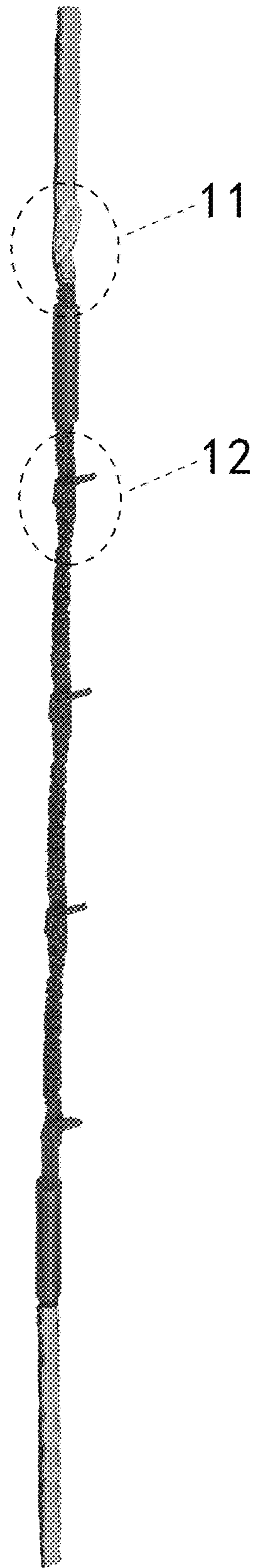


FIG. 1




FIG. 2



FIG. 3



FIG. 4

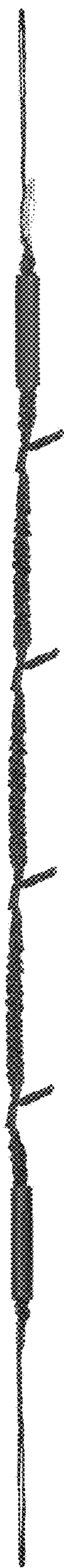


FIG. 5




FIG. 6



FIG. 7



FIG. 8




FIG. 9



FIG. 10

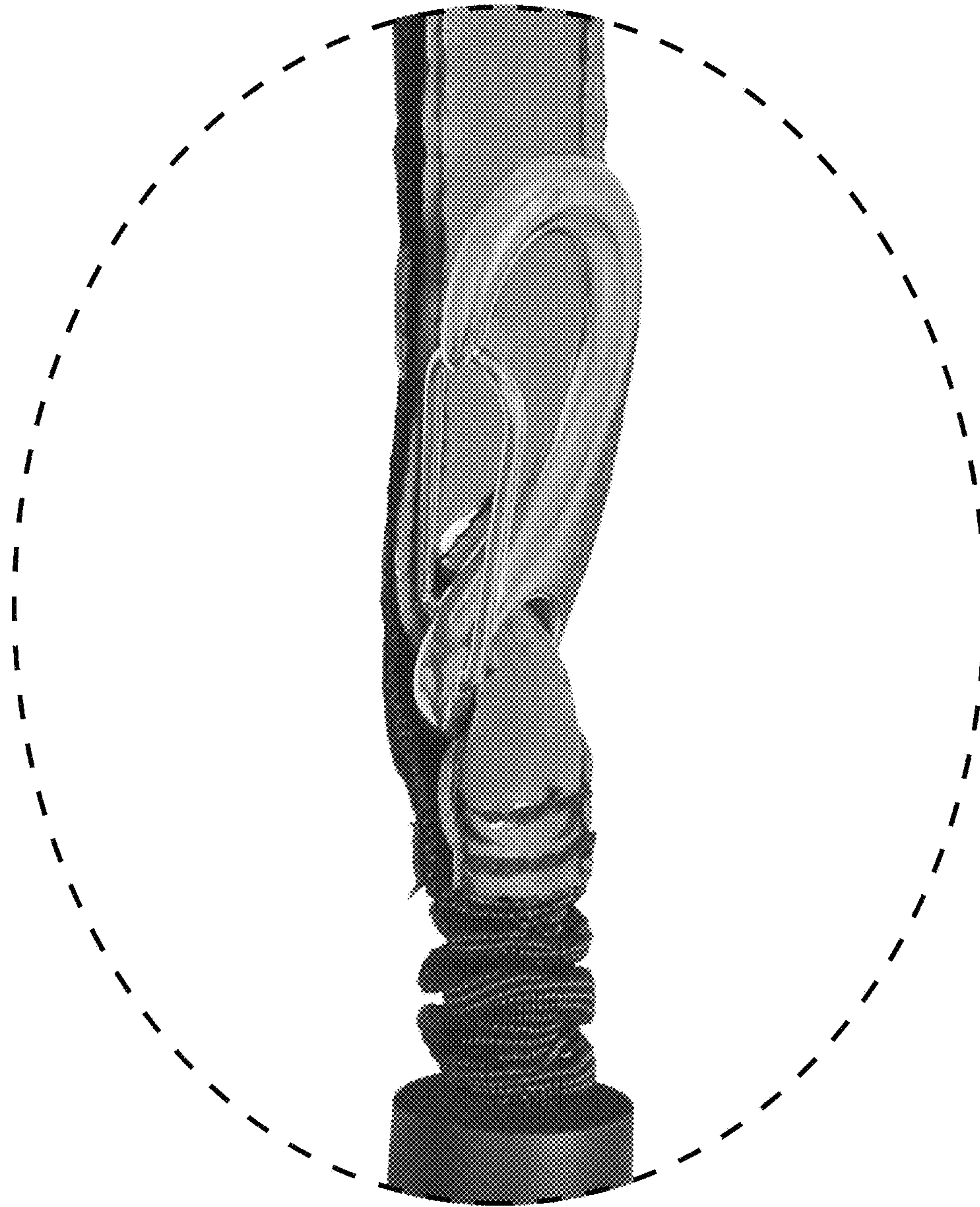


FIG. 11




FIG. 12




FIG. 13