



US00D970393S

(12) **United States Design Patent**
Bernardi

(10) **Patent No.:** **US D970,393 S**

(45) **Date of Patent:** **** Nov. 22, 2022**

(54) **MOTOR VEHICLE**

(71) Applicant: **JAGUAR LAND ROVER LIMITED,**
Coventry (GB)

(72) Inventor: **Florentin Bernardi,** Coventry (GB)

(73) Assignee: **JAGUAR LAND ROVER LIMITED,**
Coventry (GB)

(**) Term: **15 Years**

(21) Appl. No.: **29/801,956**

(22) Filed: **Aug. 2, 2021**

D662,865 S *	7/2012	Van Braeckel	D12/164
D753,031 S *	4/2016	van Braeckel	D12/164
D758,248 S *	6/2016	Donckerwolke	D12/92
D782,367 S *	3/2017	Donckerwolke	D12/92
D811,939 S *	3/2018	Lee	D12/91
D824,295 S *	7/2018	Donckerwolke	D12/164
D825,386 S *	8/2018	Donckerwolke	D12/92
D825,389 S *	8/2018	Pi	D12/92
D830,917 S *	10/2018	Nurnberger	D12/163
D835,004 S *	12/2018	Donckerwolke	D12/92
D839,136 S *	1/2019	Buck	D12/92
D840,275 S *	2/2019	Trim	D12/92
D842,760 S *	3/2019	Tsuchida	D12/92
D859,215 S *	9/2019	Gregory	D12/92
D859,235 S *	9/2019	Gregory	D12/164
D875,611 S *	2/2020	Trim	D12/92
D881,073 S *	4/2020	Donfrancesco	D12/92
D901,338 S *	11/2020	Luo	D12/163

* cited by examiner

Related U.S. Application Data

(62) Division of application No. 29/720,717, filed on Jan. 15, 2020, now Pat. No. Des. 928,658.

Primary Examiner — Melody N Brown

(74) *Attorney, Agent, or Firm* — Reising Ethington P.C.

(30) **Foreign Application Priority Data**

Jul. 17, 2019 (EM) 006632733

(51) **LOC (13) Cl.** **12-08**

(52) **U.S. Cl.**
USPC **D12/92**

(58) **Field of Classification Search**
USPC D12/86, 90-92, 164; D21/424, 433, 434,
D21/533; 296/181.1-181.5, 183.1
CPC B62D 25/00; B62D 25/06; B62D 33/00;
B62D 35/00
See application file for complete search history.

(57) **CLAIM**

The ornamental design for a motor vehicle, as shown and described.

DESCRIPTION

FIG. 1 is a left, front perspective view of a motor vehicle showing my new design;
FIG. 2 is a right, rear perspective view thereof;
FIG. 3 is a front elevational view thereof;
FIG. 4 is a rear elevational view thereof;
FIG. 5 is a left side elevational view thereof;
FIG. 6 is a right side elevational view thereof; and,
FIG. 7 is a top plan view thereof.


The broken lines shown throughout the drawing views are for environmental and illustrative purposes and representing boundaries that form no part of the claimed design.

(56) **References Cited**

U.S. PATENT DOCUMENTS

D558,642 S *	1/2008	van Braeckel	D12/92
D574,752 S *	8/2008	van Braeckel	D12/92
D658,545 S *	5/2012	Van Braeckel	D12/91

1 Claim, 7 Drawing Sheets



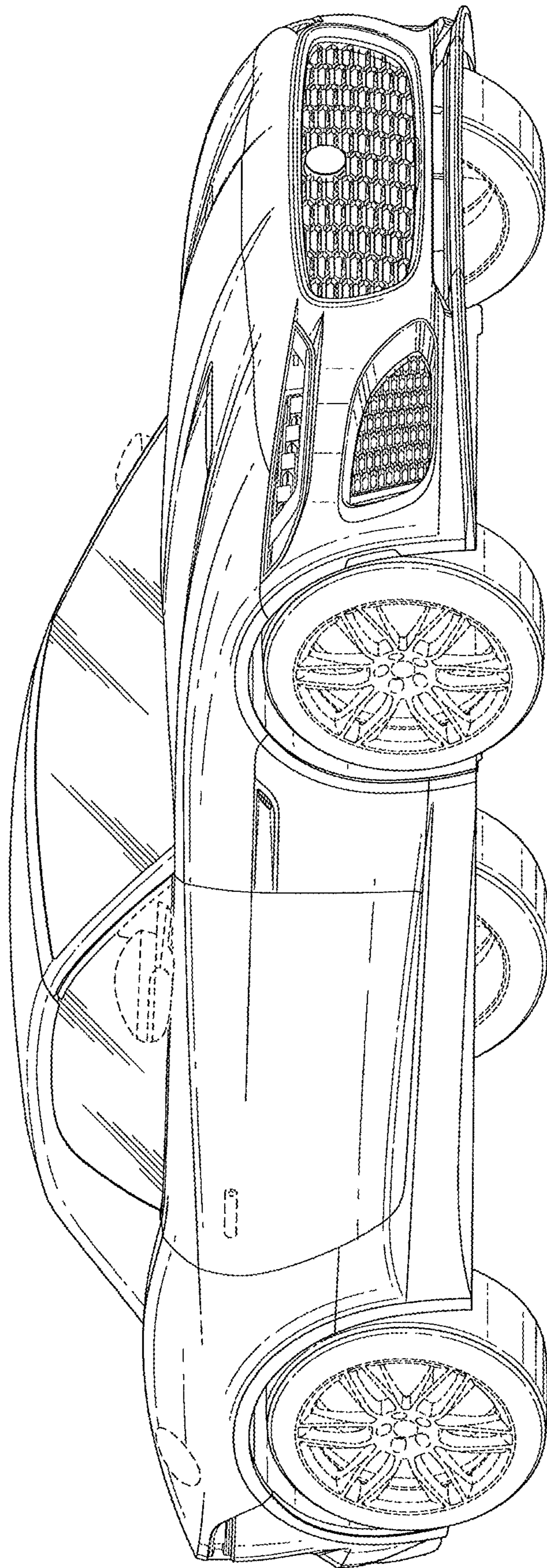


FIG. 1

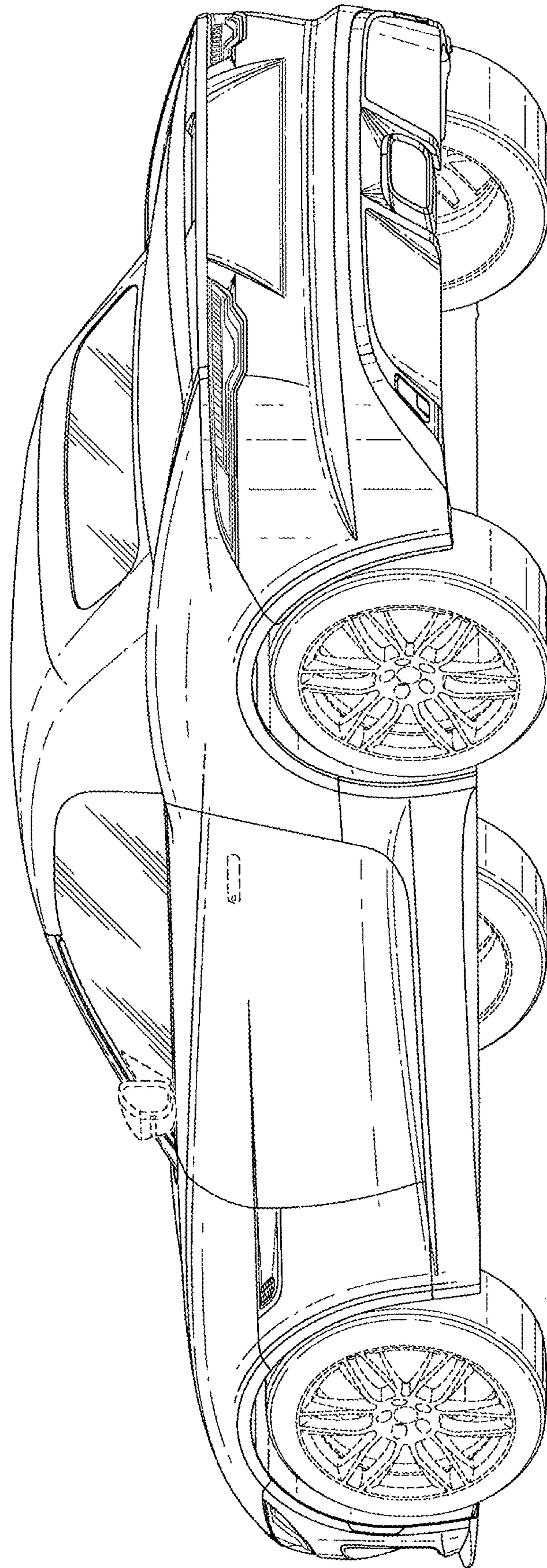


FIG. 2

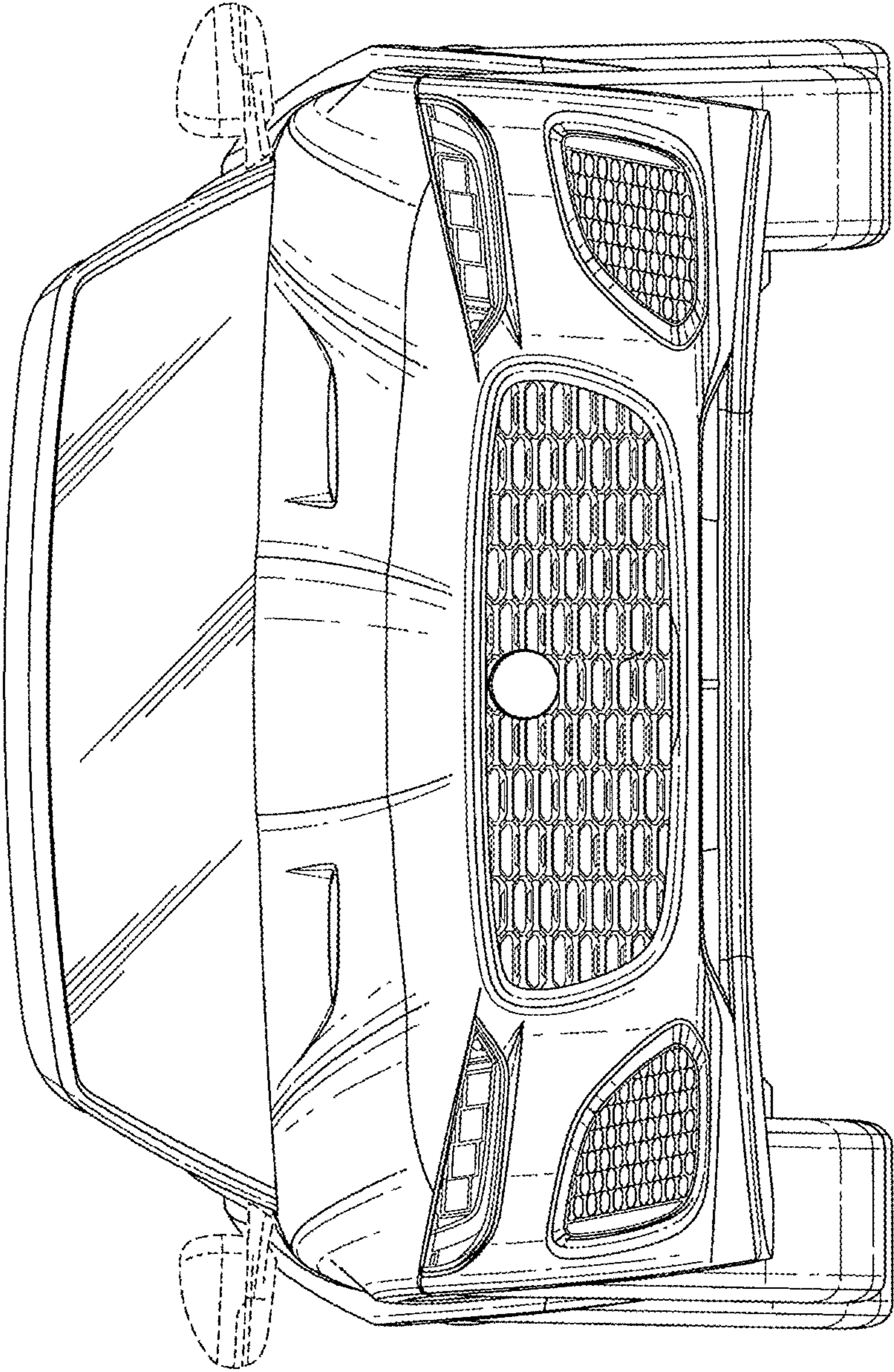


FIG. 3

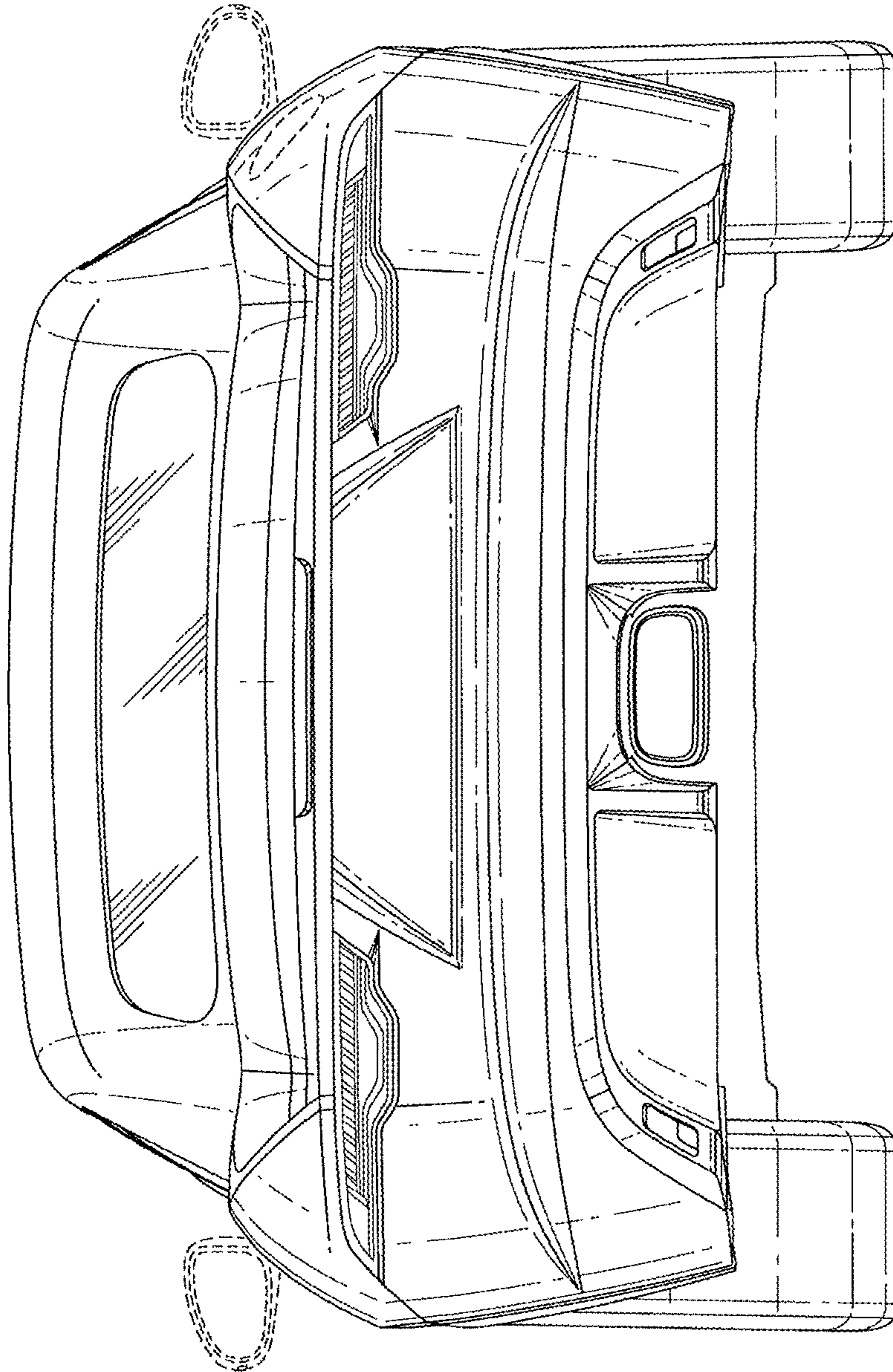


FIG. 4

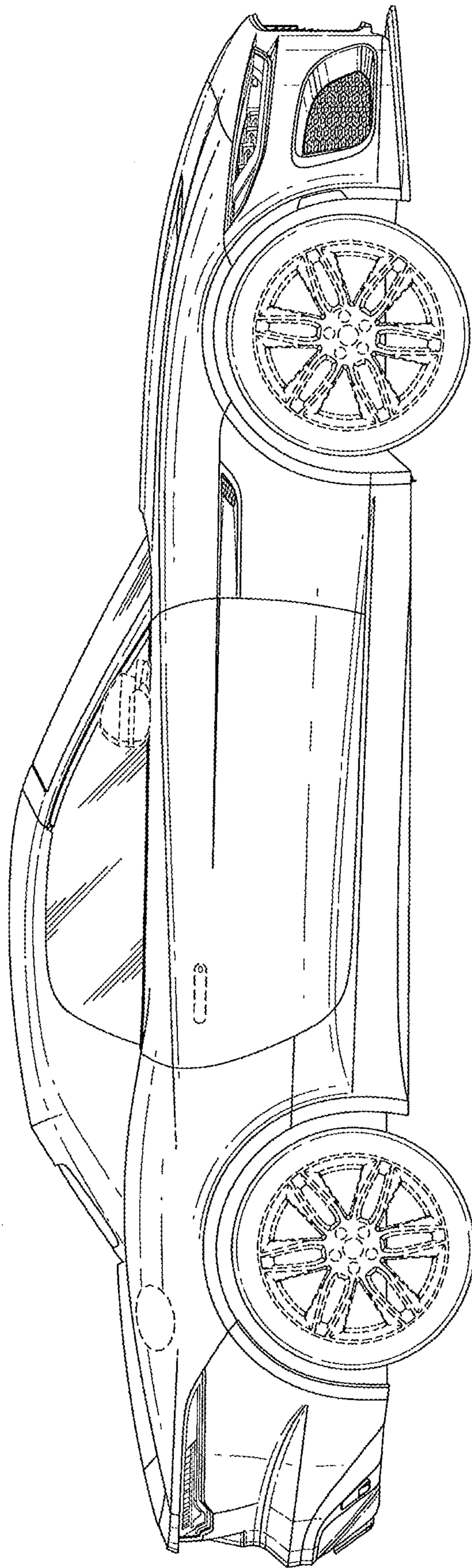


FIG. 5

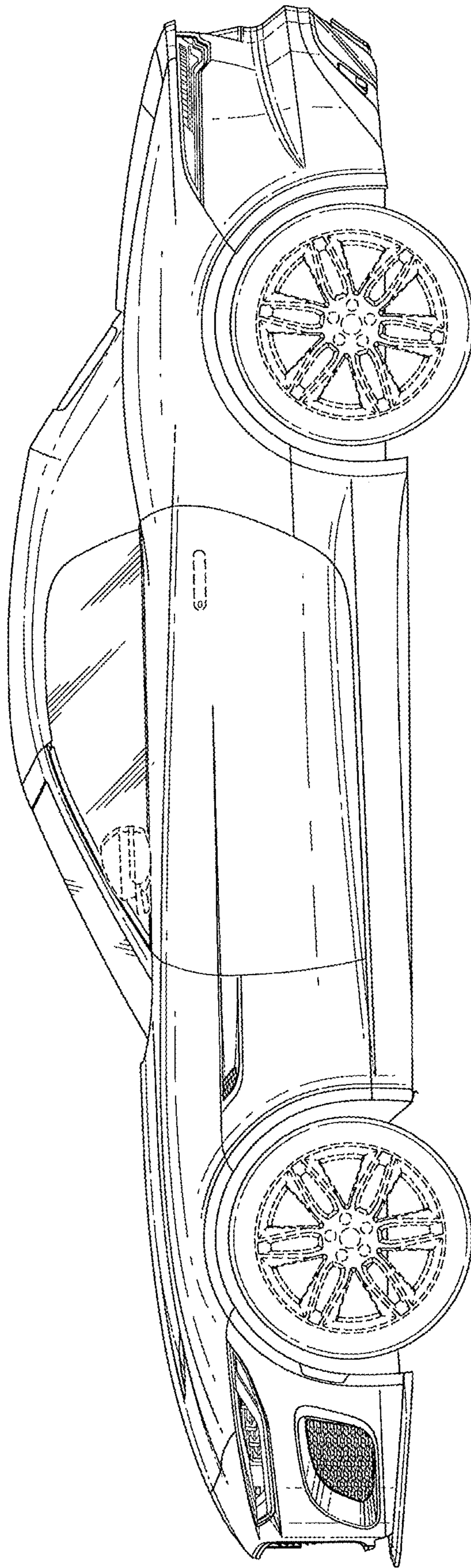


FIG. 6

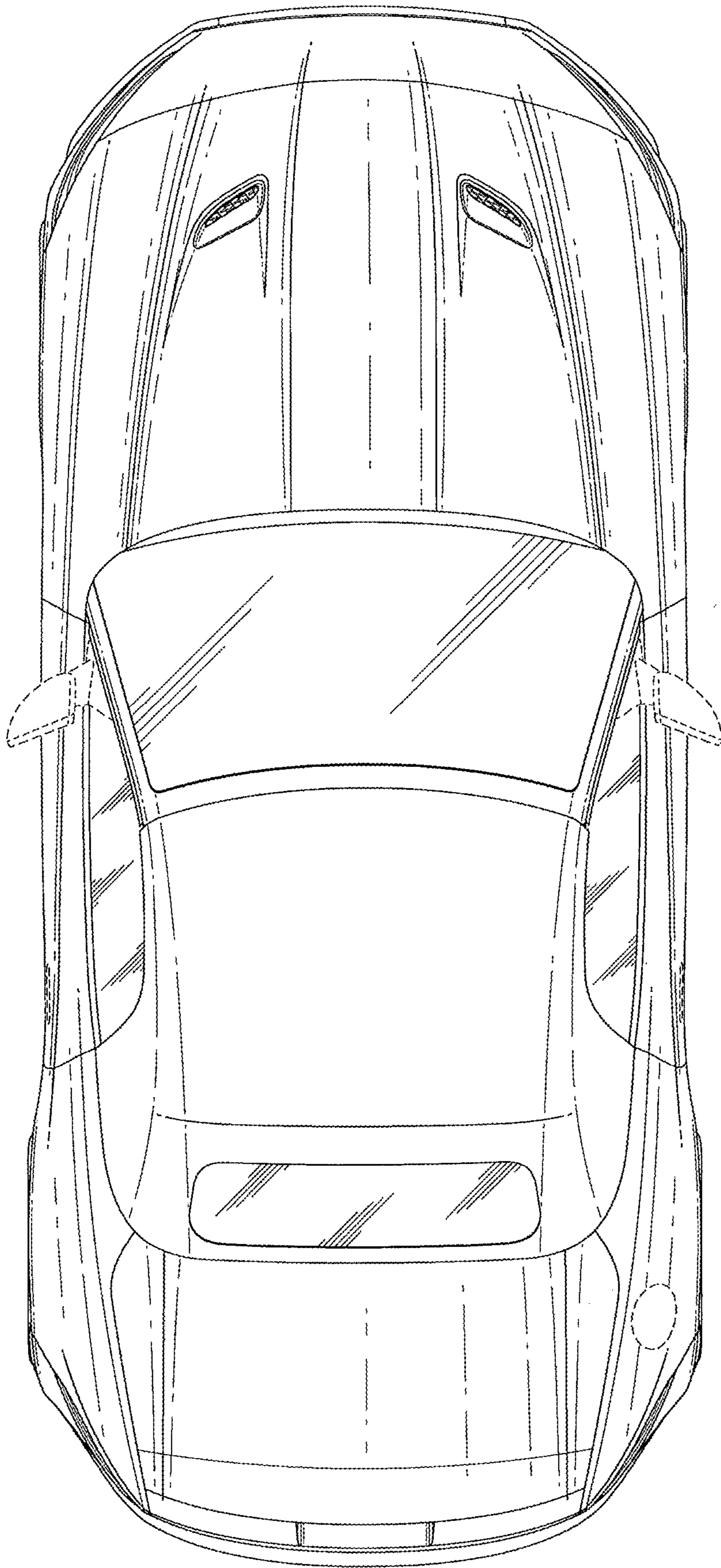


FIG. 7