



US00D970390S

(12) **United States Design Patent** (10) **Patent No.:** **US D970,390 S**
Rebeiz (45) **Date of Patent:** **** Nov. 22, 2022**

(54) SCULPTURE	4,469,331 A *	9/1984	Rinker	A63F 9/12 273/157 R
(71) Applicant: Mouna Rebeiz , Londres (GB)	4,612,220 A	9/1986	Baxter	
(72) Inventor: Mouna Rebeiz , Londres (GB)	5,022,655 A *	6/1991	Meyer	A63F 9/10 273/157 R
(**) Term: 15 Years	5,149,570 A	9/1992	Cain	
(21) Appl. No.: 29/823,909	5,202,166 A	4/1993	Crompton et al.	
(22) Filed: Jan. 20, 2022	5,219,168 A *	6/1993	Morris	A63F 9/1044 273/285
	5,409,227 A *	4/1995	Walker	A63F 9/10 273/157 R

(Continued)

Related U.S. Application Data

(62) Division of application No. 35/510,209, filed on Aug. 13, 2020 (U.S. filing date under 35 U.S.C. 384), and having an international filing date of Aug. 13, 2020, now Pat. No. Des. 958,693.

Foreign Application Priority Data

Feb. 20, 2020	(EM)	007704564-001
Feb. 20, 2020	(EM)	007704564-003
Feb. 20, 2020	(EM)	007704564-006
Feb. 20, 2020	(EM)	007704564-009

(51) **LOC (13) Cl.** **11-02**

(52) **U.S. Cl.**
USPC **D11/157**

(58) **Field of Classification Search**
USPC D11/44, 48, 133, 157, 131, 81; D21/479,
D21/480
CPC A63F 9/10; A63F 9/12
See application file for complete search history.

(56) **References Cited**

U.S. PATENT DOCUMENTS

4,053,159 A *	10/1977	Kulak	A63F 9/1044 428/33
D265,276 S *	7/1982	Malin	D6/303
4,436,307 A *	3/1984	Caldwell	A63F 9/1044 273/157 R

FOREIGN PATENT DOCUMENTS

EM 007704564-002 2/2020

OTHER PUBLICATIONS

Puzzle Piece Art, available Feb. 2, 2015, [online], [site visited May 7, 2022]. Available from internet, URL: <https://twitchetts.com/2015/02/puzzle-piece-ar.html/> (Year: 2015).*

(Continued)

Primary Examiner — W. A. Teddy Falloway
(74) *Attorney, Agent, or Firm* — Vierra Magen Marcus LLP

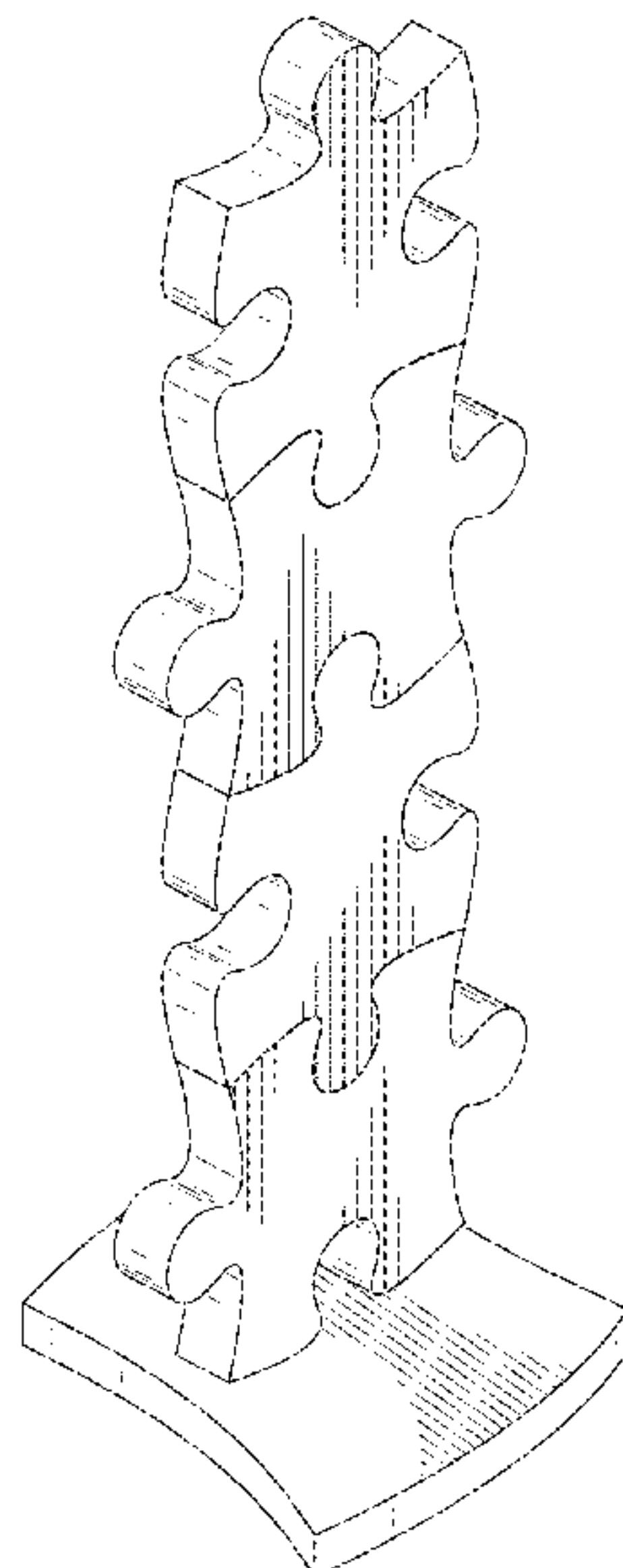
(57) **CLAIM**

The ornamental design for a sculpture, as shown and described.

DESCRIPTION

FIG. 1 is a top view of a sculpture, showing my new design;
FIG. 2 is a bottom view thereof;
FIG. 3 is a left view thereof;
FIG. 4 is a right view thereof;
FIG. 5 is a front view thereof;
FIG. 6 is a back view thereof; and,
FIG. 7 is a perspective view thereof.

1 Claim, 7 Drawing Sheets



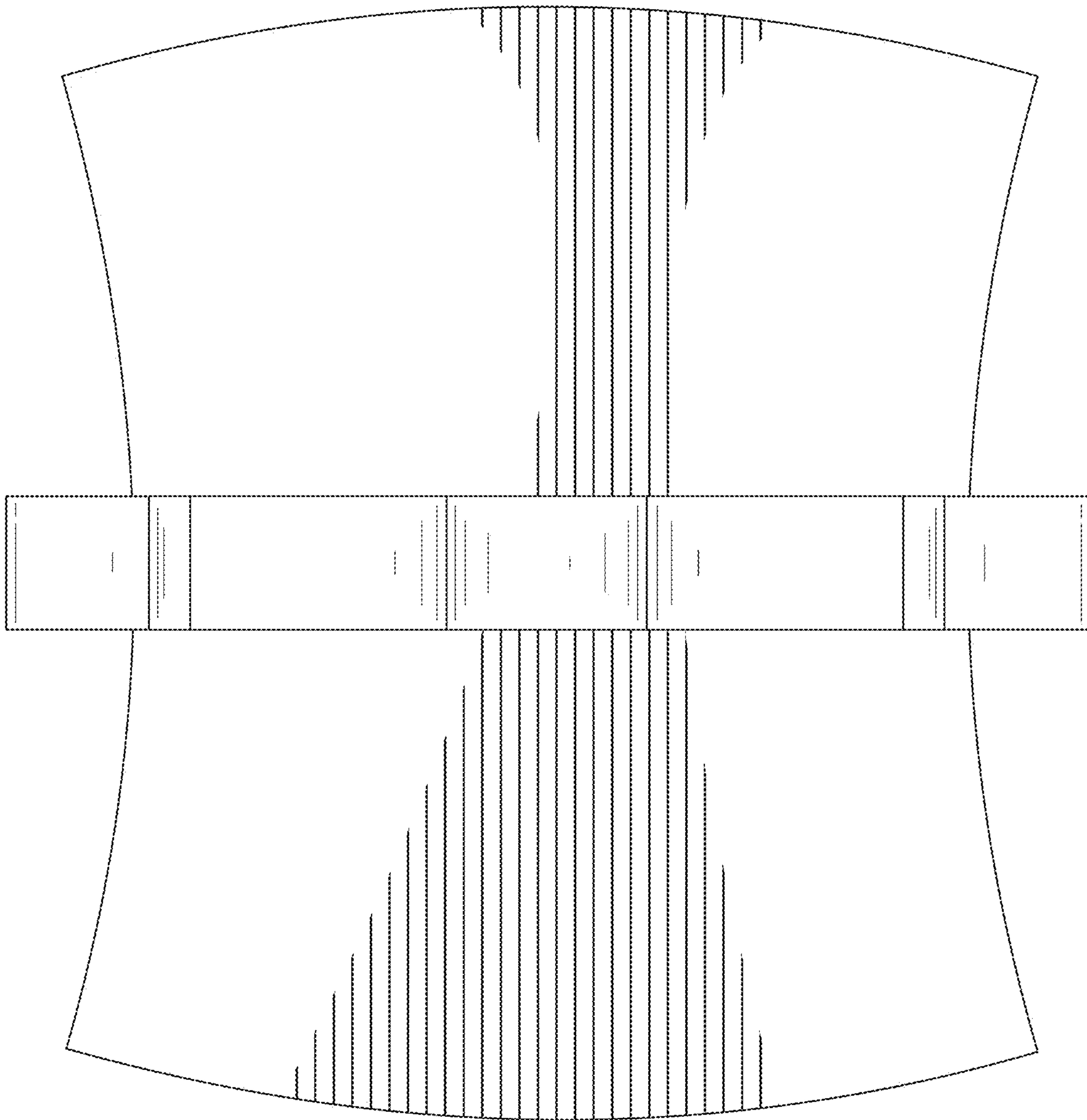


FIG. 1

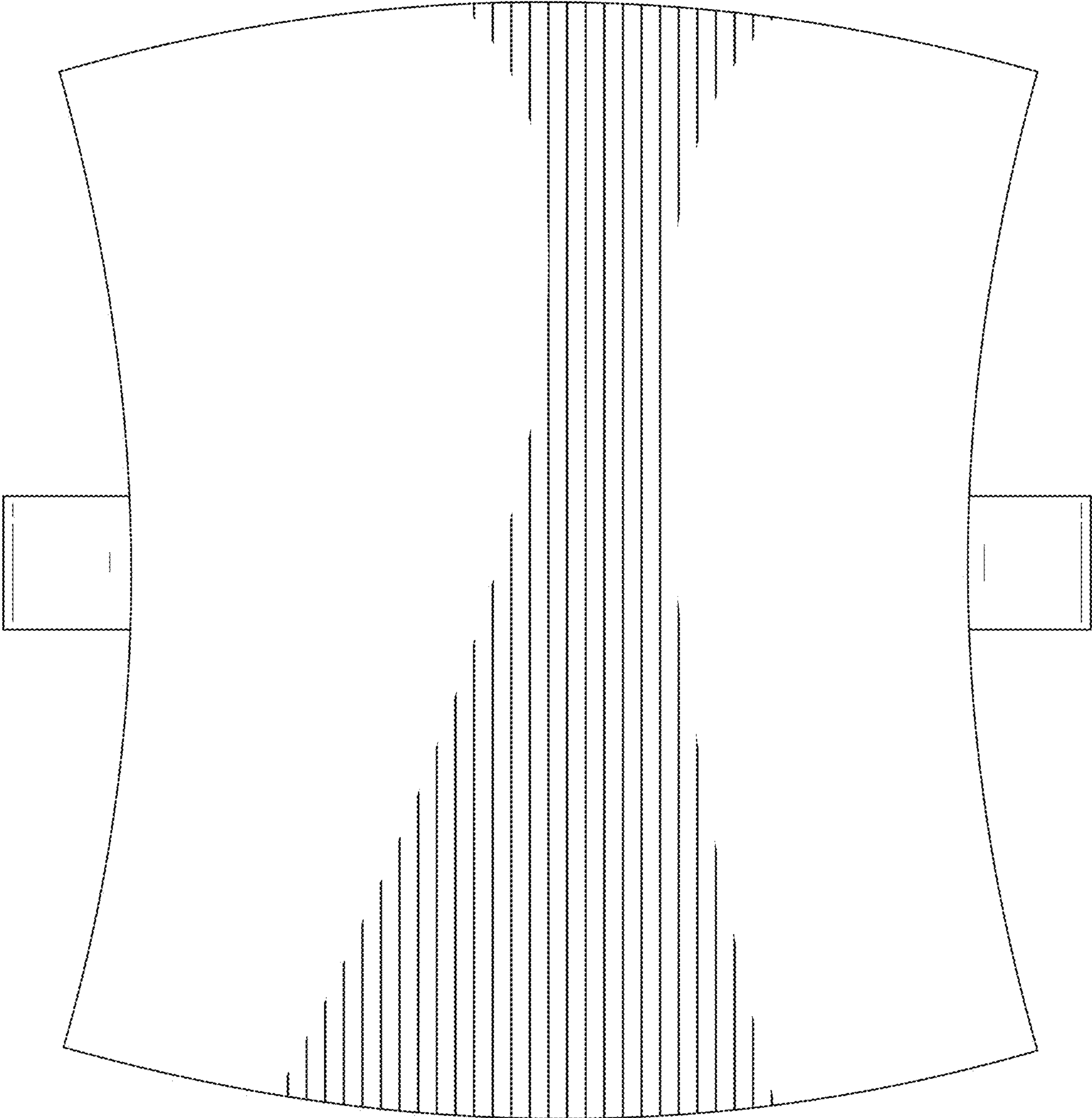


FIG. 2

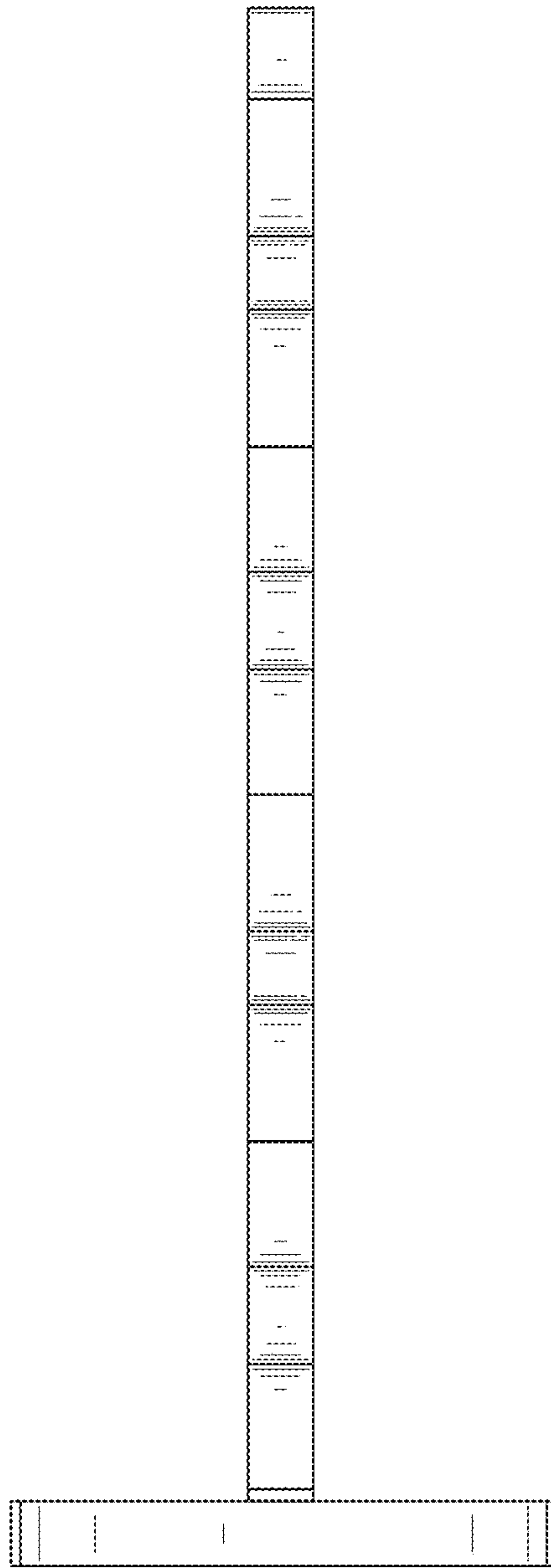


FIG. 3

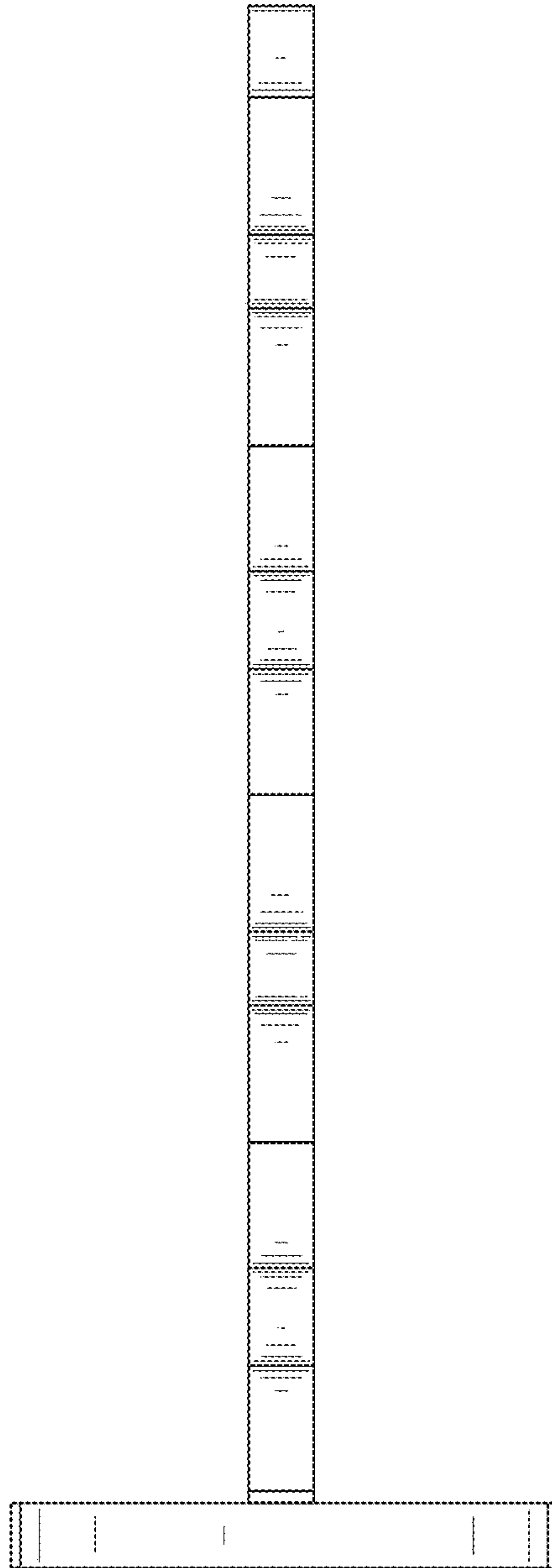


FIG. 4

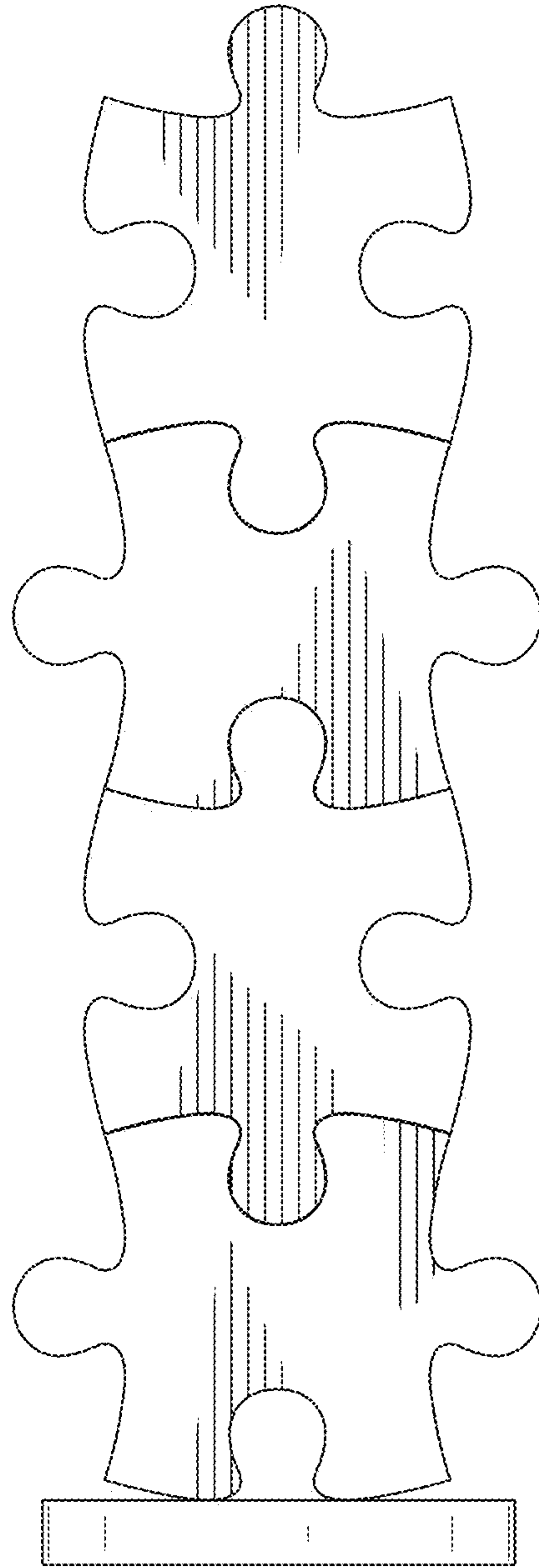


FIG. 5

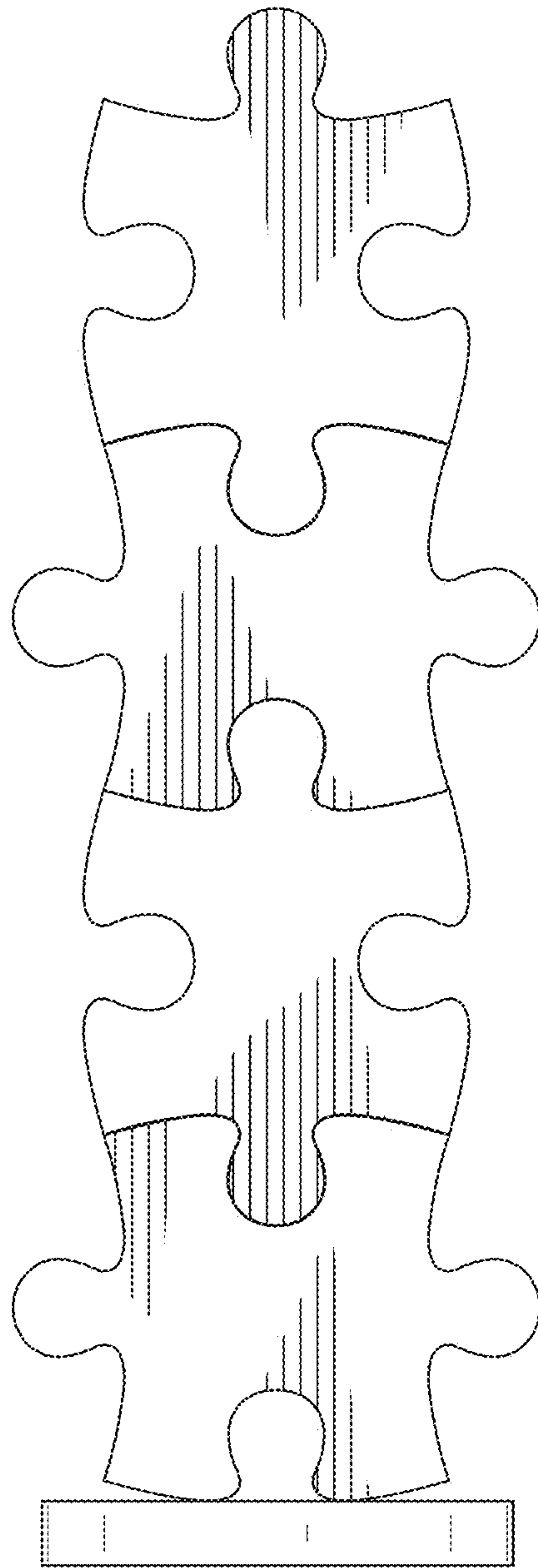


FIG. 6

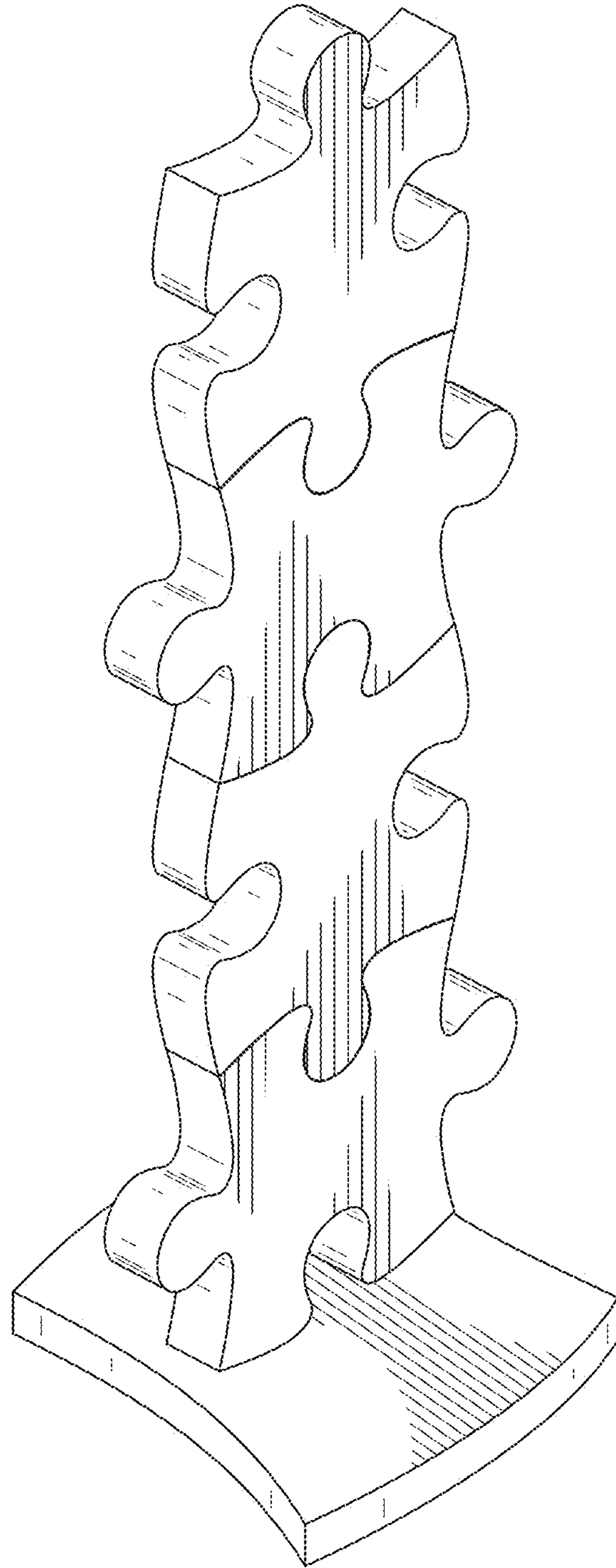


FIG. 7