



US00D970360S

(12) **United States Design Patent**
Deng

(10) **Patent No.:** **US D970,360 S**

(45) **Date of Patent:** **** Nov. 22, 2022**

(54) **METAL DETECTOR CONTROL BOX**

D927,995 S * 8/2021 Deng D10/47
D929,244 S * 8/2021 Deng D10/47
D959,300 S * 8/2022 Zhang D10/47

(Continued)

(71) Applicant: **SHANGHAI TIANXUN
ELECTRONIC EQUIPMENT CO.,
LTD, Shanghai (CN)**

FOREIGN PATENT DOCUMENTS

(72) Inventor: **Junhong Deng, Shanghai (CN)**

CN 301994031 * 3/2012
CN 008982524-0001 * 4/2022

(Continued)

(73) Assignee: **SHANGHAI TIANXUN
ELECTRONIC EQUIPMENT CO.,
LTD, Shanghai (CN)**

OTHER PUBLICATIONS

(**) Term: **15 Years**

Homedex, Professional Metal Detector, Date first available 2022,
[online]retrieved Sep. 13, 2022, available from https://www.amazon.com/dp/B08D96PSG8/ref=sspa_dk_detail_5?psc=1&pf_rd_p=3481f441-61ac-4028-9c1a-7f9ce8ec50c5&pf_rd_r=AQ7NBTJJG6AQ3PACPQM9&pd_rd_wg=f4Epw&pd_rd_w=gYuA3&content-id=amzn1.sym.3481f441 (Year: 2022).*

(Continued)

(21) Appl. No.: **29/819,407**

(22) Filed: **Dec. 15, 2021**

(51) **LOC (13) Cl.** **10-04**

(52) **U.S. Cl.**
USPC **D10/47**

(58) **Field of Classification Search**
USPC D10/47; D14/489-494, 383, 357, 341
CPC G01B 21/08; G01B 11/002; G01B 7/26;
G01B 5/24; G01B 11/00; G01B 21/16;
G01V 3/10; G01V 3/087; G01V 3/081;
G01V 3/165; G01V 3/088; G01V 3/40;
G01V 3/08; G01V 3/15; G01V 3/104;
G01V 3/105; G01V 3/17; G06K 9/6215;
G01C 19/00; G01P 15/08; G06V 10/143;
H04W 4/029; H04W 4/02; G08B 21/24

See application file for complete search history.

Primary Examiner — Keli L Hill
Assistant Examiner — Sara S Sahneh

(57) **CLAIM**

The ornamental design for a metal detector control box, as shown and described.

DESCRIPTION

FIG. 1 is a perspective view of a metal detector control box showing my new design;
FIG. 2 is another perspective view thereof;
FIG. 3 is a front elevational view thereof;
FIG. 4 is a rear elevational view thereof;
FIG. 5 is a left side elevational view thereof;
FIG. 6 is a right side elevational view thereof;
FIG. 7 is a top plan view thereof; and,
FIG. 8 is a bottom plan view thereof.

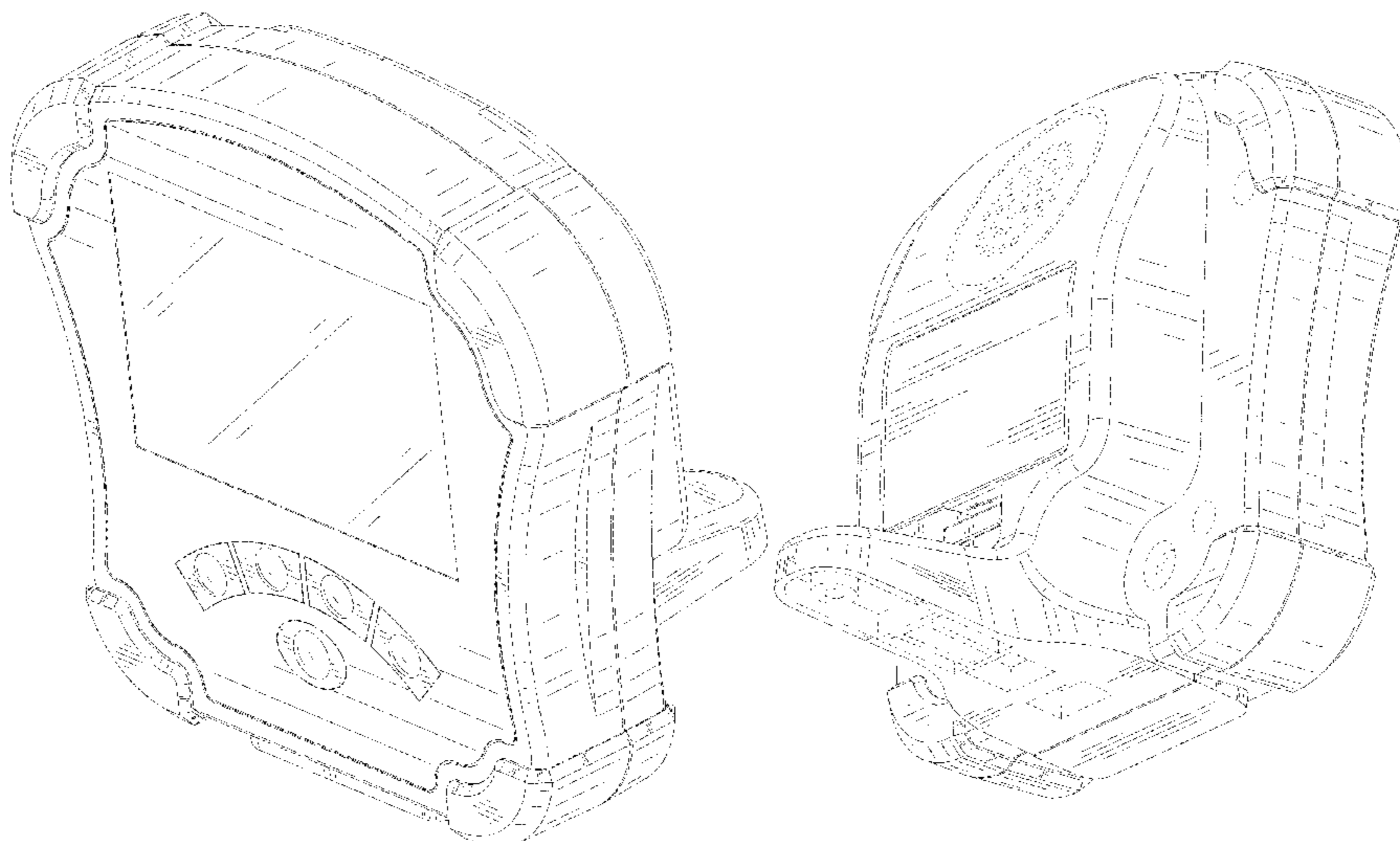
The broken lines in the drawings depict portions of the metal detector control box that form no part of the claimed design.

1 Claim, 8 Drawing Sheets

(56) **References Cited**

U.S. PATENT DOCUMENTS

5,969,528 A * 10/1999 Weaver G01V 3/108
324/243
D844,463 S 4/2019 Zhang
D867,170 S * 11/2019 Deng D10/47
D885,205 S * 5/2020 Deng D10/47
D885,939 S * 6/2020 Deng D10/47
D899,275 S * 10/2020 Ye D10/47
D907,513 S * 1/2021 Qin D10/47
D920,139 S * 5/2021 Newport-Peace D10/47



(56)

References Cited

U.S. PATENT DOCUMENTS

2014/0139210 A1* 5/2014 Walsh G01V 3/10
324/239
2014/0218036 A1* 8/2014 Fry G01V 3/165
324/329
2022/0206179 A1* 6/2022 Gall F16B 7/14

FOREIGN PATENT DOCUMENTS

CN 307422826 * 4/2022
CN 307520806 * 4/2022
CN 008734446-0001 * 10/2022
EM 008798466-0001 * 12/2021
EM 009097488-0002 * 7/2022

OTHER PUBLICATIONS

Garrett, AT MAX Waterproof Metal Detector, Date first available Dec. 15, 2018, [online]retrieved Sep. 13, 2022, available from https://www.amazon.com/Garrett-Waterproof-Headphones-Pro-Pointer-Pinpointer/dp/B07GT9GH14/ref=psdc_554036_t2_B08HFKYVZR (Year: 2018).*

Garrett, ACE 300 Metal Detector, Date first available Apr. 17, 2021, [online]retrieved Sep. 13, 2022, available from https://www.amazon.com/Garrett-Ace-300-Metal-Detector/dp/B07BR1L7SR/ref=sr_1_6?c=ts&keywords=Metal+Detectors&qid=16630986738s=lawn-garden&sr=1-6&ts_id=554036 (Year: 2021).*

* cited by examiner

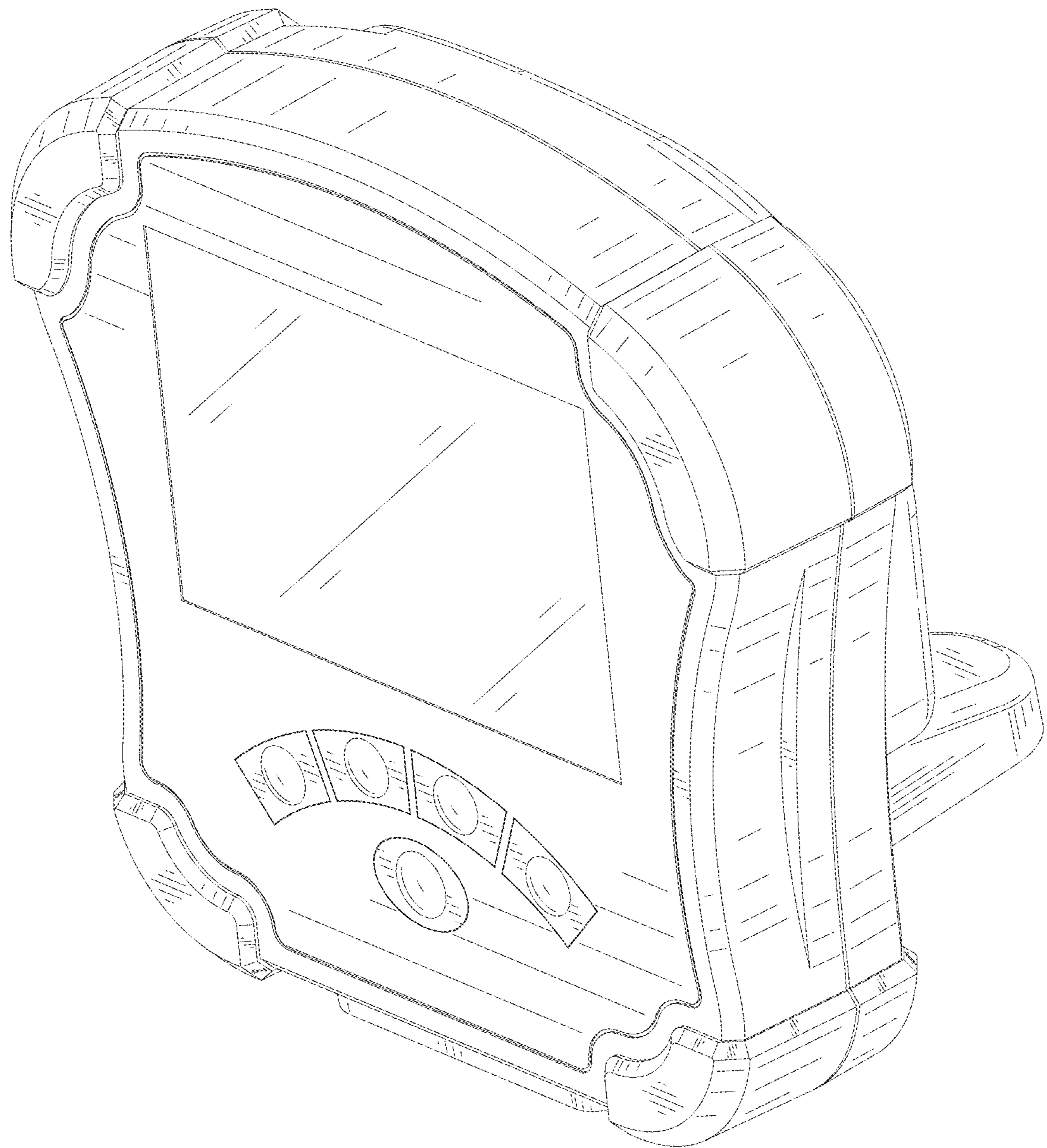


FIG. 1

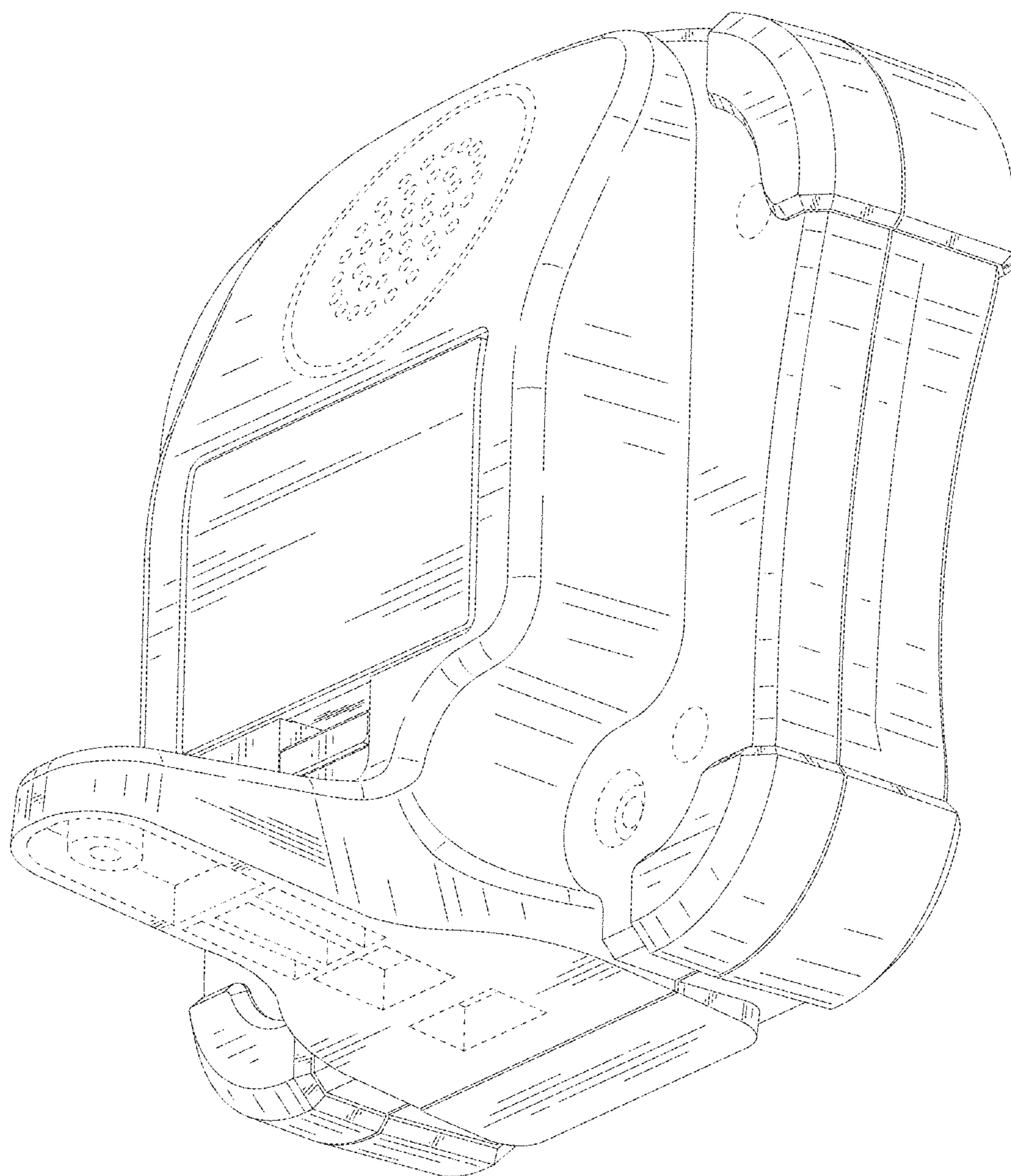


FIG. 2

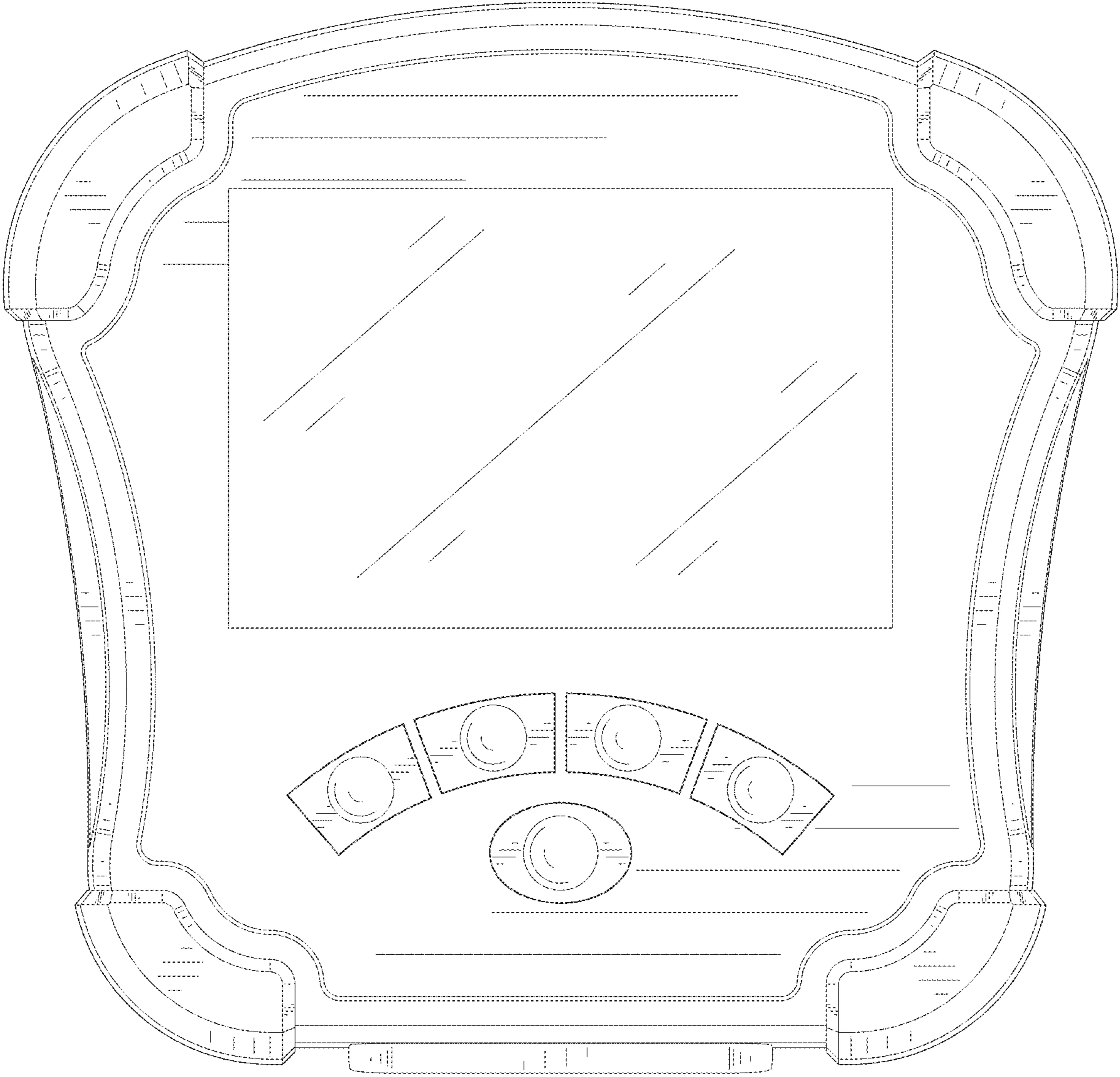


FIG. 3

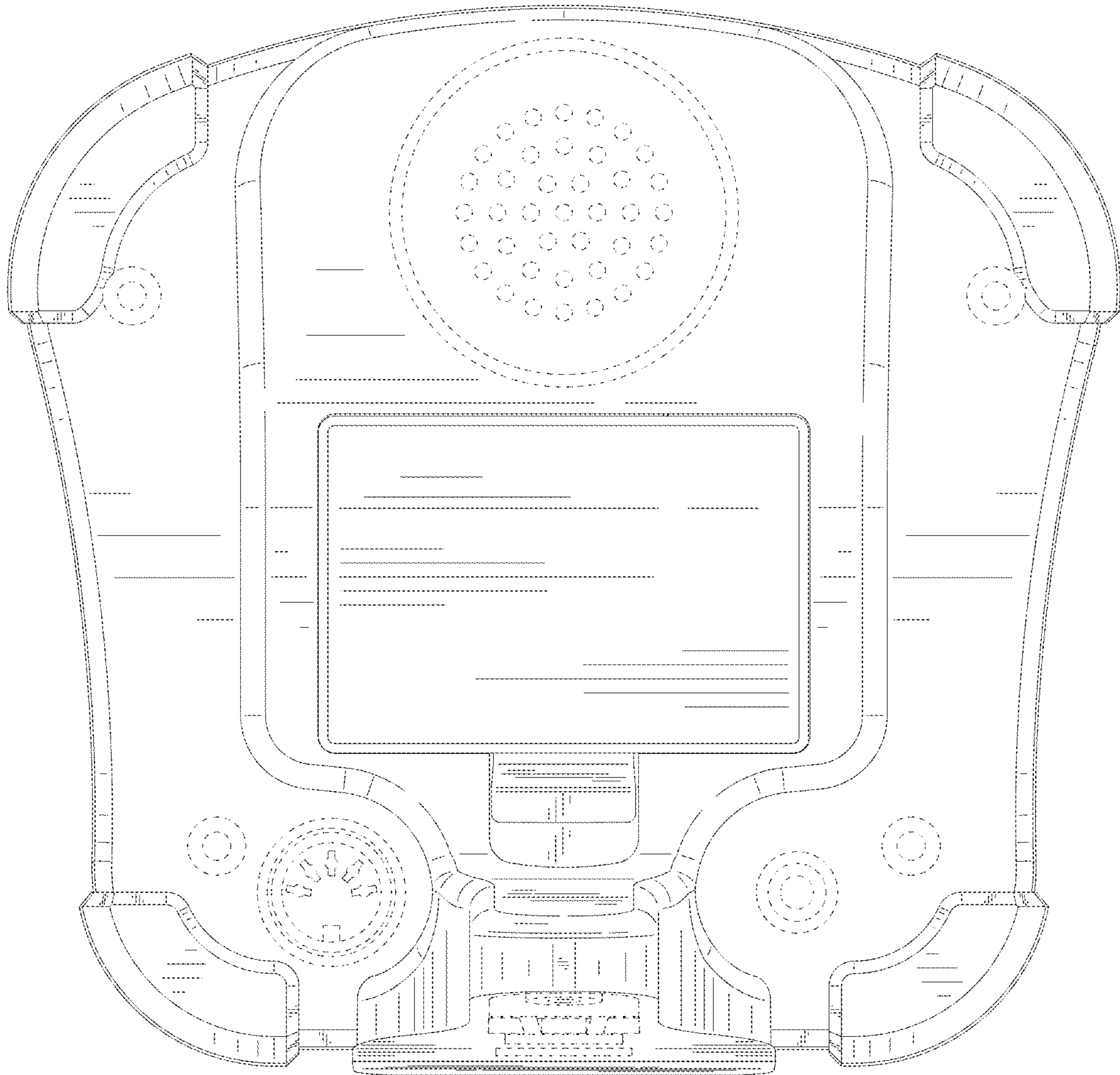


FIG. 4

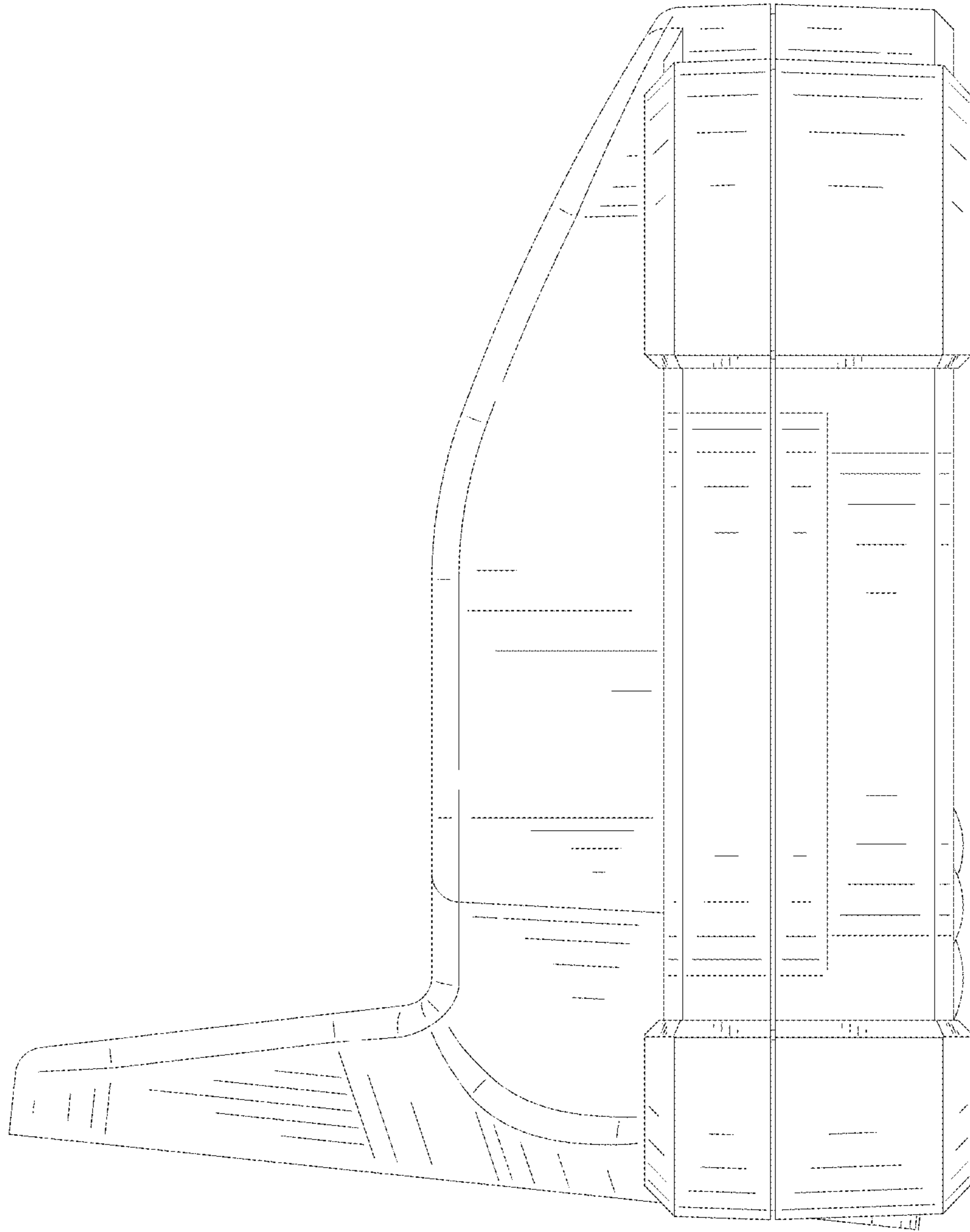


FIG. 5

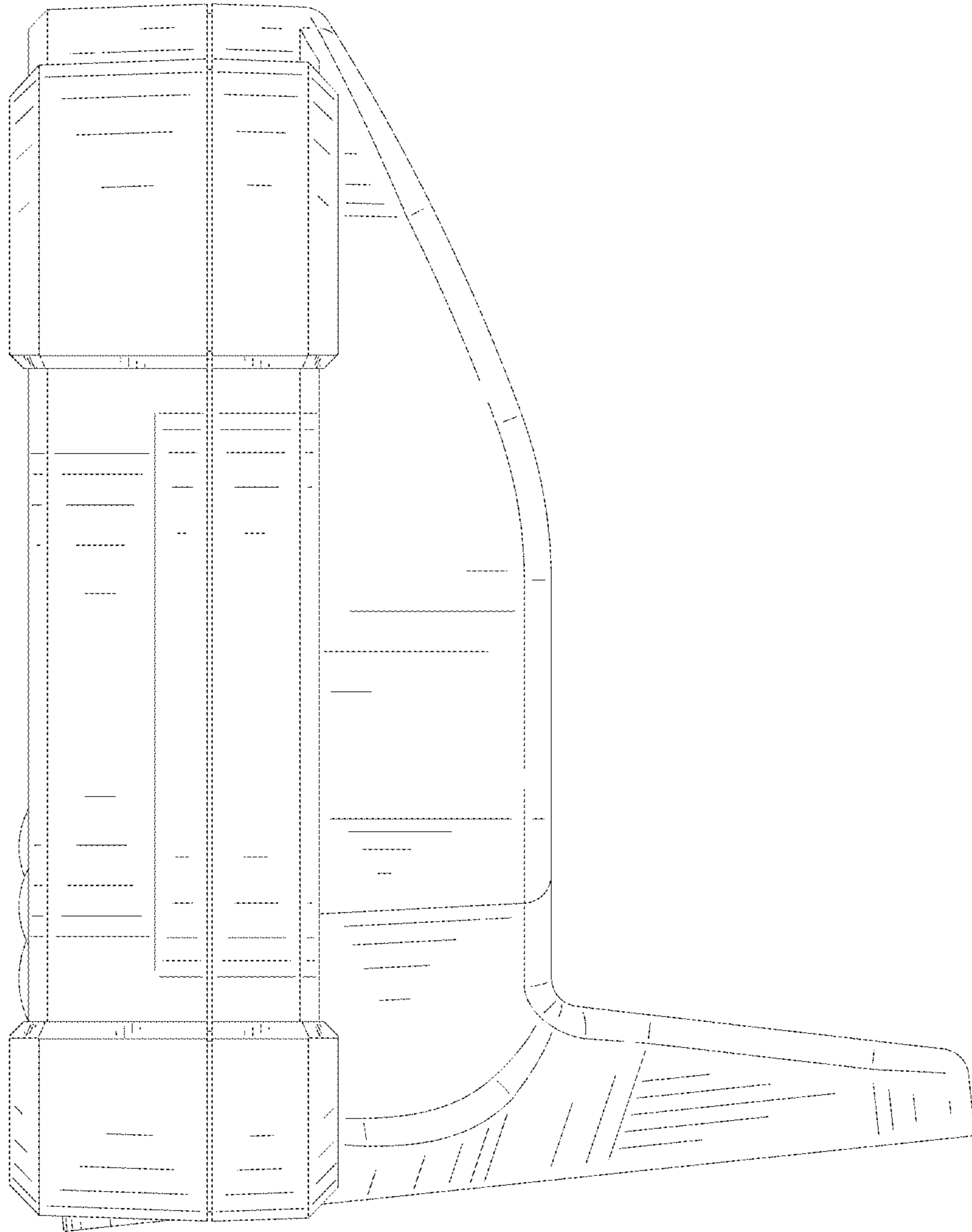


FIG. 6




FIG. 7

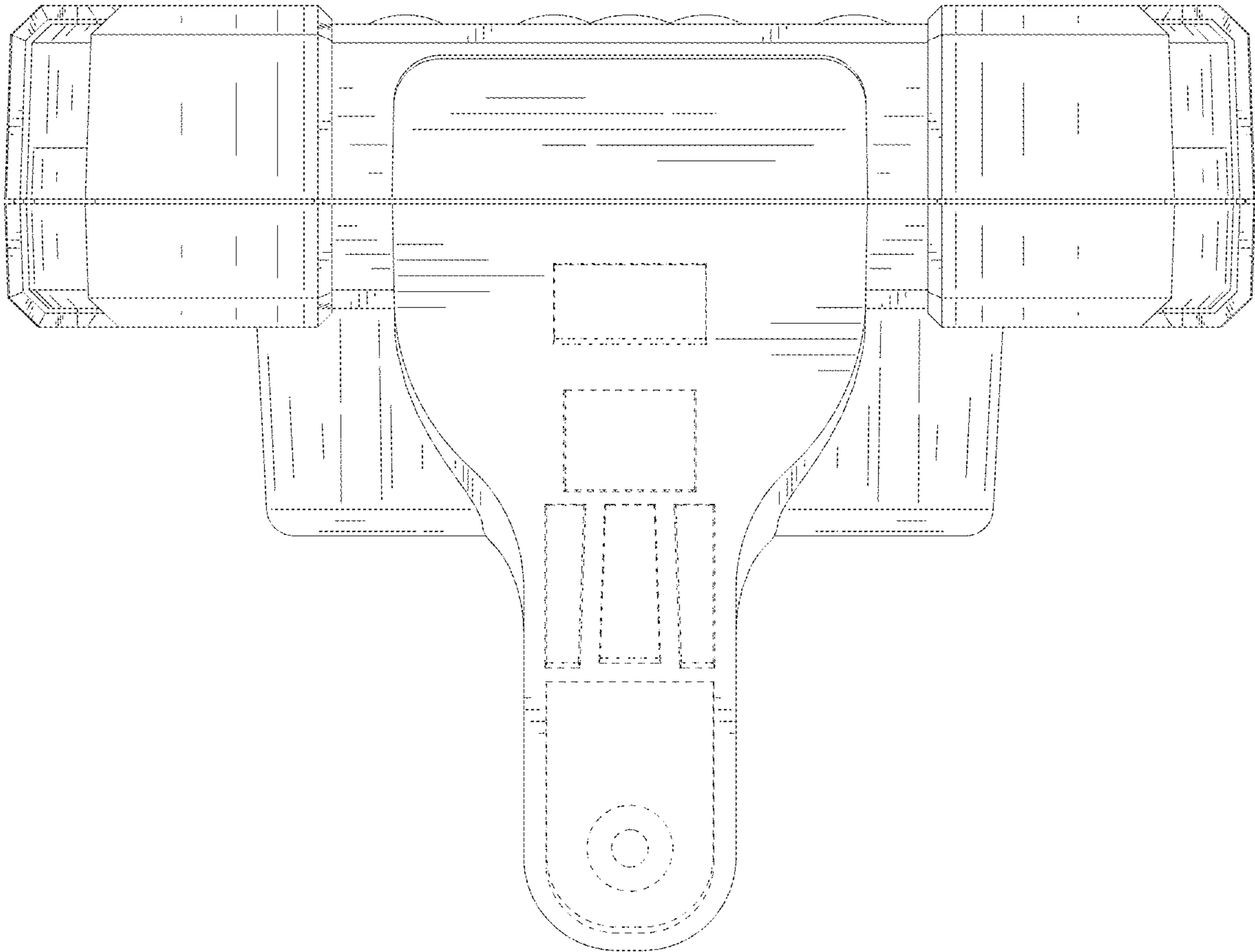


FIG. 8