



US00D970356S

(12) **United States Design Patent** (10) **Patent No.:** **US D970,356 S**
Fu (45) **Date of Patent:** **** Nov. 22, 2022**

(54) **MOVING GEAR WALL CLOCK**

(71) Applicant: **Zihao Fu**, Shenzhen (CN)

(72) Inventor: **Zihao Fu**, Shenzhen (CN)

(**) Term: **15 Years**

(21) Appl. No.: **29/822,448**

(22) Filed: **Jan. 10, 2022**

(51) **LOC (13) Cl.** **10-01**

(52) **U.S. Cl.**

USPC **D10/1; D10/22; D10/129**

(58) **Field of Classification Search**

USPC **D10/1-5, 16-17, 22, 28, 40-41, 128-130**

CPC ... **G04F 1/00; G04F 1/005; G04F 3/00; G04F**

3/02; G04G 17/00; G04G 17/005; G04G

17/08; G04G 13/00; G04G 13/02; G04G

13/021; G04G 13/025; G07C 1/28; G07C

21/00; G07C 21/16; G07C 21/28; G04B

13/00; G04B 13/02

See application file for complete search history.

(56) **References Cited**

U.S. PATENT DOCUMENTS

D10,858 S * 10/1878 Culver D10/17

D208,927 S * 10/1967 Thomas D10/125

D219,272 S * 11/1970 Schlepper D21/531

D262,194 S * 12/1981 Burke D10/16

D273,849 S * 5/1984 Berges G04C 3/008

D10/129

D397,617 S * 9/1998 Davis D10/129

D454,794 S 3/2002 Chan

D465,736 S 11/2002 Truisi

D466,418 S 12/2002 Kwok

D489,009 S 4/2004 Sheldon

D490,715 S 6/2004 Ek

D513,996 S 1/2006 Schmid

D523,760 S 6/2006 Bedol

D636,692 S * 4/2011 Pospieszny D10/129

D694,128 S 11/2013 Liberman

D712,284 S * 9/2014 Parmigiani D10/1

D734,172 S * 7/2015 Nishi D10/22

D776,549 S * 1/2017 Nishi D10/1

D823,135 S 7/2018 Scherer

(Continued)

FOREIGN PATENT DOCUMENTS

CN 210721024 U * 6/2020

OTHER PUBLICATIONS

ImprovingLife The Original Real Moving Gear Wall Clock | amazon.com; date first available Feb. 26, 2021 [online]. © 1996-2022, Amazon.com, Inc [retrieved Jun. 14, 2022] from Internet: <<https://www.amazon.com/ImprovingLife-Original-Industrial-Oversized-Farmhouse/dp/B08Z89J2H2?th=1>> (Year: 2021).*

(Continued)

Primary Examiner — Katherine Glennon

(74) *Attorney, Agent, or Firm* — Rumit Ranjit Kanakia

(57) **CLAIM**

The ornamental design for a moving gear wall clock, as shown and described.

DESCRIPTION

FIG. 1 is a perspective view of a moving gear wall clock showing my new design;

FIG. 2 is another perspective view thereof;

FIG. 3 is a front elevational view thereof;

FIG. 4 is a rear elevational view thereof;

FIG. 5 is a left side elevational view thereof;


FIG. 6 is a right side a view thereof;

FIG. 7 is a top plan view thereof; and,

FIG. 8 is a bottom plan view thereof.

The broken lines in the figures are for the purposes of illustrating portions of the moving gear wall clock, which form no part of the claimed design.

1 Claim, 6 Drawing Sheets



(56)

References Cited

U.S. PATENT DOCUMENTS

D841,102 S * 2/2019 Qi D21/531
D929,242 S 8/2021 Nishi

OTHER PUBLICATIONS

The Main Parts of a Wall Clock | homestratosphere.com; published Apr. 28, 2018 [online]. © 2022 [retrieved Jun. 14, 2022] from Internet: <<https://www.homestratosphere.com/parts-of-a-wall-clock/>> (Year: 2018).*

Large Wall Clock | amazon.com; date first available Feb. 25, 2022 [online]. © 1996-2022, Amazon.com, Inc [retrieved Jun. 14, 2022] from Internet: <<https://www.amazon.com/Large-Wall-Clock-Farmhouse-Aesthetic/dp/B09W9GQJ9D>> (Year: 2022).*

ImprovingLife The Original Real Moving Gear Wall Clock Vintage Industrial Oversized Rustic Farmhouse (24 inch (60cm), Vintage Black Wood and Bronze), ImprovingLife, Feb. 26, 2021, Amazon.com, <https://www.amazon.com/dp/B08RB6T885> (last accessed: Sep. 19, 2022).

* cited by examiner




FIG. 1




FIG. 2



FIG. 3




FIG. 4

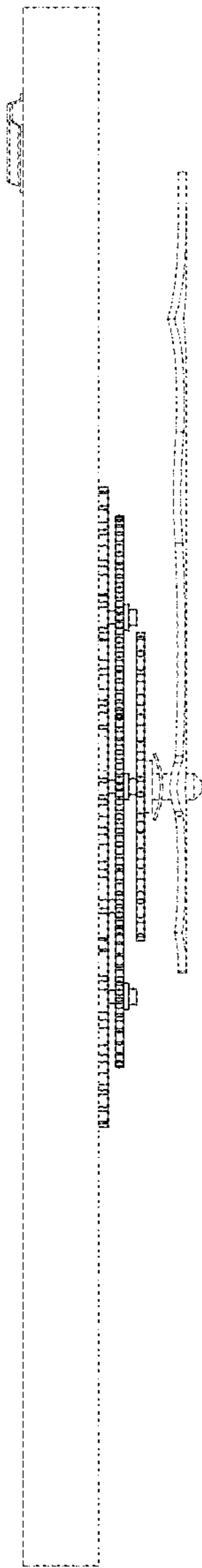


FIG. 5

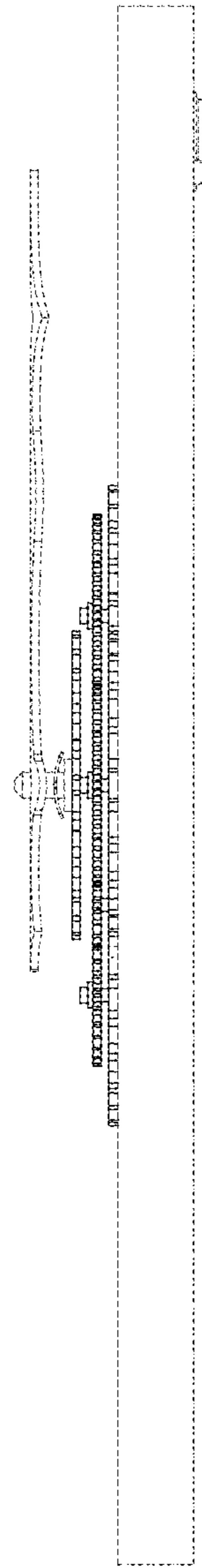


FIG. 6

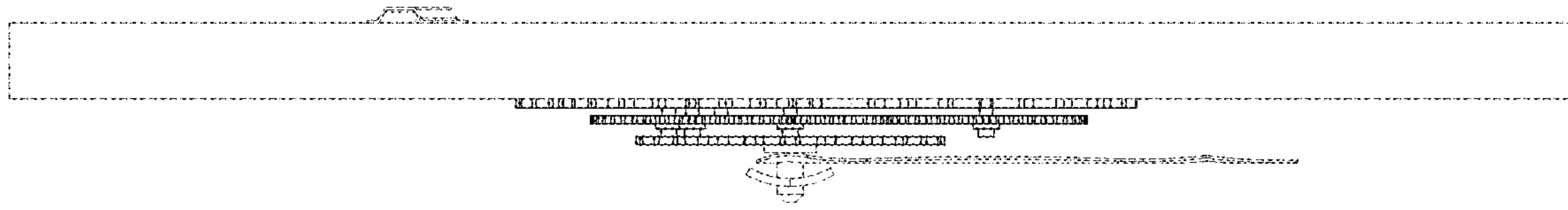


FIG. 7

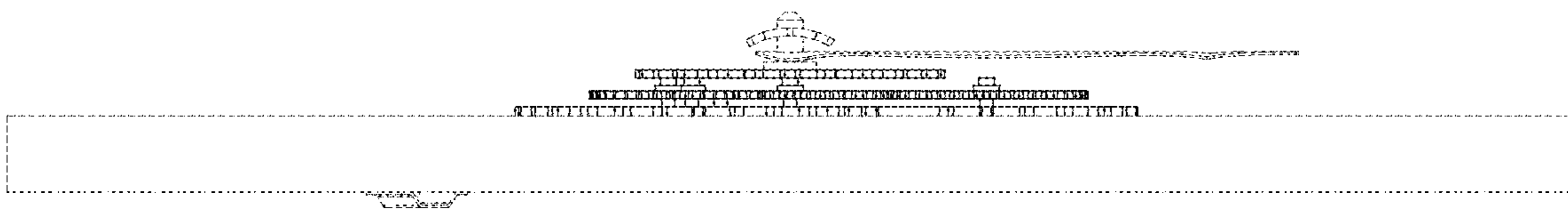


FIG. 8