



US00D970330S

(12) **United States Design Patent**  
**Hou**

(10) **Patent No.:** **US D970,330 S**

(45) **Date of Patent:** **\*\* Nov. 22, 2022**

- (54) **HOOK**
- (71) Applicant: **Yanchun Hou**, Zhoukou (CN)
- (72) Inventor: **Yanchun Hou**, Zhoukou (CN)
- (\*\*) Term: **15 Years**
- (21) Appl. No.: **29/782,706**
- (22) Filed: **May 8, 2021**
- (51) **LOC (13) Cl.** ..... **08-03**
- (52) **U.S. Cl.**  
USPC ..... **D8/367**
- (58) **Field of Classification Search**  
USPC ..... D8/367-373  
See application file for complete search history.

- D628,052 S \* 11/2010 Carl ..... D8/367
- D632,549 S \* 2/2011 Williams ..... D8/367
- 7,992,833 B1 \* 8/2011 Goodman ..... A47G 25/0614  
248/339
- D746,127 S \* 12/2015 Cohen ..... D8/367
- D817,747 S 5/2018 Dockery et al.
- D819,431 S \* 6/2018 Goodman ..... D8/367
- D850,244 S \* 6/2019 Goodman ..... D8/367
- D864,698 S \* 10/2019 Wilson ..... A45F 5/00  
D8/367
- D896,620 S 9/2020 Tsai
- D900,597 S \* 11/2020 Lee ..... D8/367
- D947,657 S \* 4/2022 Grindley ..... D8/367

\* cited by examiner

*Primary Examiner* — Khawaja Anwar

(57) **CLAIM**

The ornamental design for a hook, as shown and described.

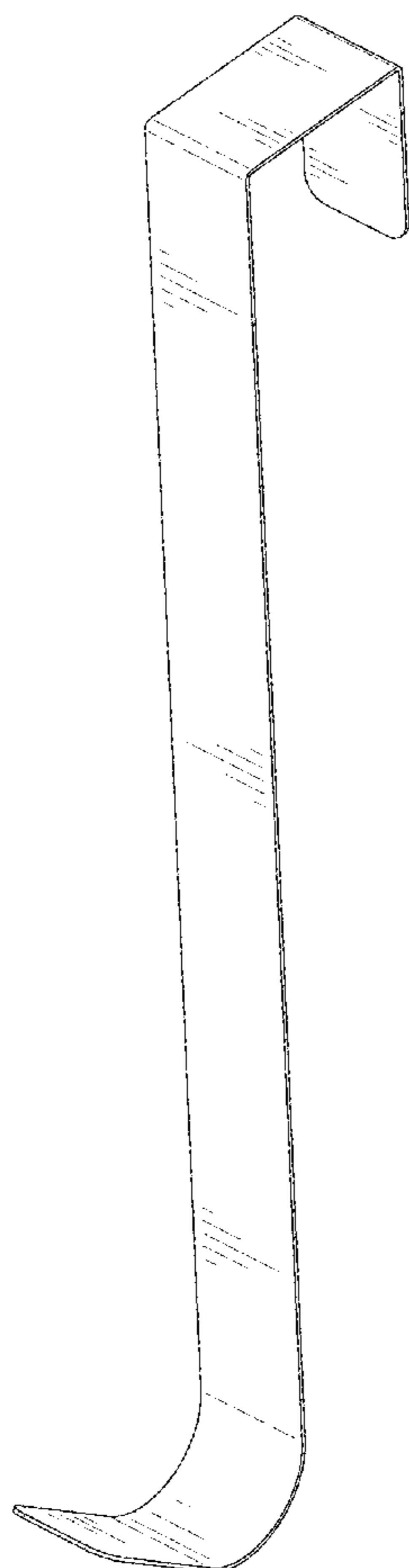
**DESCRIPTION**

FIG. 1 is a perspective view of a hook showing my new design;  
 FIG. 2 is another perspective view thereof;  
 FIG. 3 is a front elevational view thereof;  
 FIG. 4 is a rear elevational view thereof;  
 FIG. 5 is a left side elevational view thereof;  
 FIG. 6 is a right side elevational view thereof;  
 FIG. 7 is a top plan view thereof; and,  
 FIG. 8 is a bottom plan view thereof.

**1 Claim, 8 Drawing Sheets**

(56) **References Cited**  
 U.S. PATENT DOCUMENTS

- D342,889 S \* 1/1994 Adams ..... D8/367
- 5,910,351 A \* 6/1999 Davis ..... B43L 21/04  
24/336
- D469,341 S \* 1/2003 Knapp ..... D8/367
- D584,939 S \* 1/2009 Snell ..... D8/367
- D606,846 S \* 12/2009 Carl ..... D8/367
- D607,310 S \* 1/2010 Williams ..... D8/367
- D613,589 S \* 4/2010 Goodman ..... D8/367



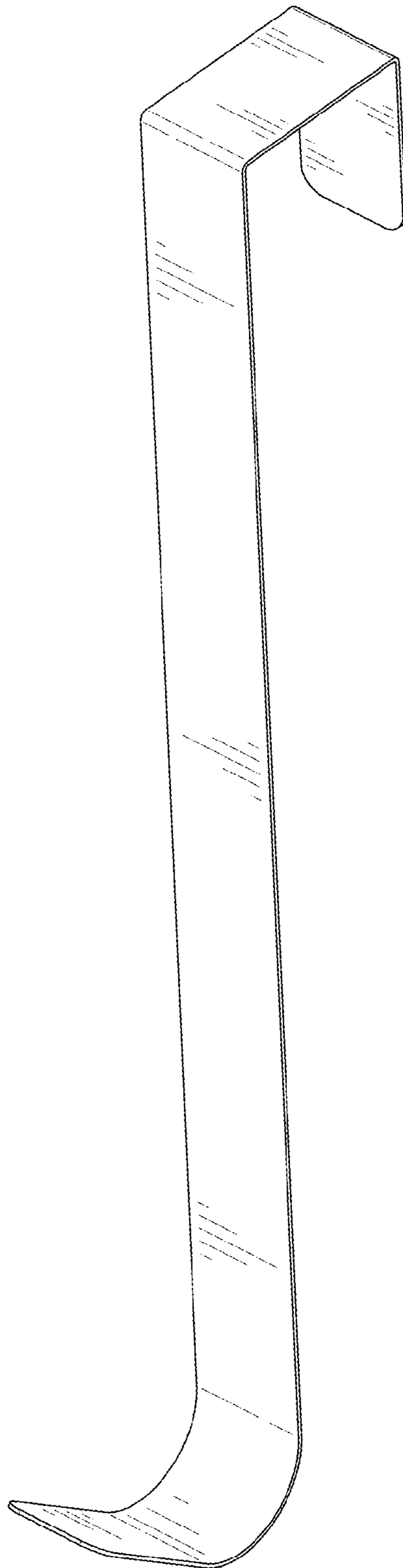


FIG. 1

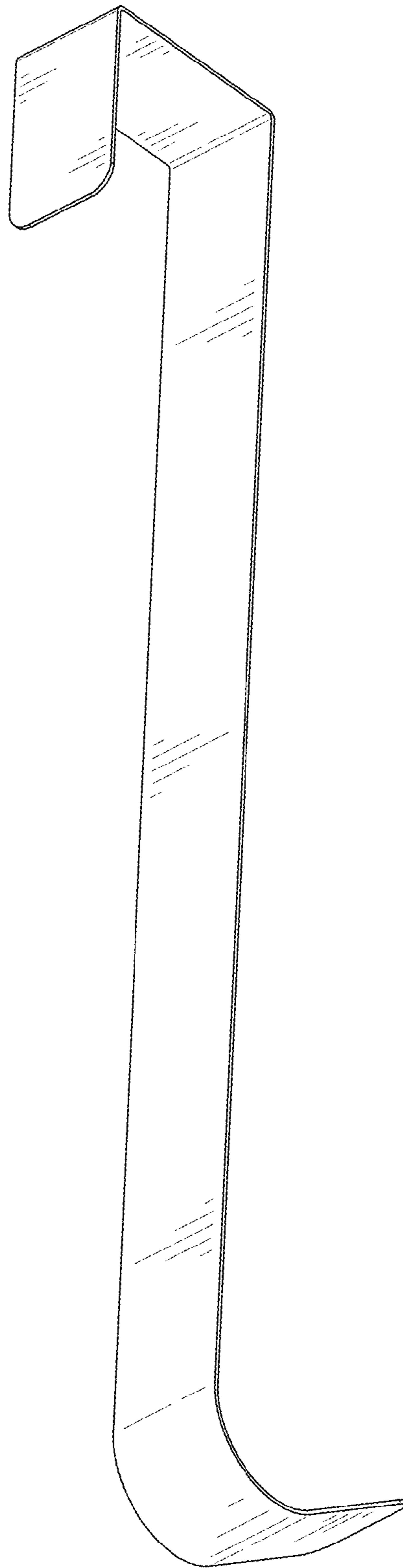


FIG. 2




FIG. 3




FIG. 4




FIG. 5




FIG. 6

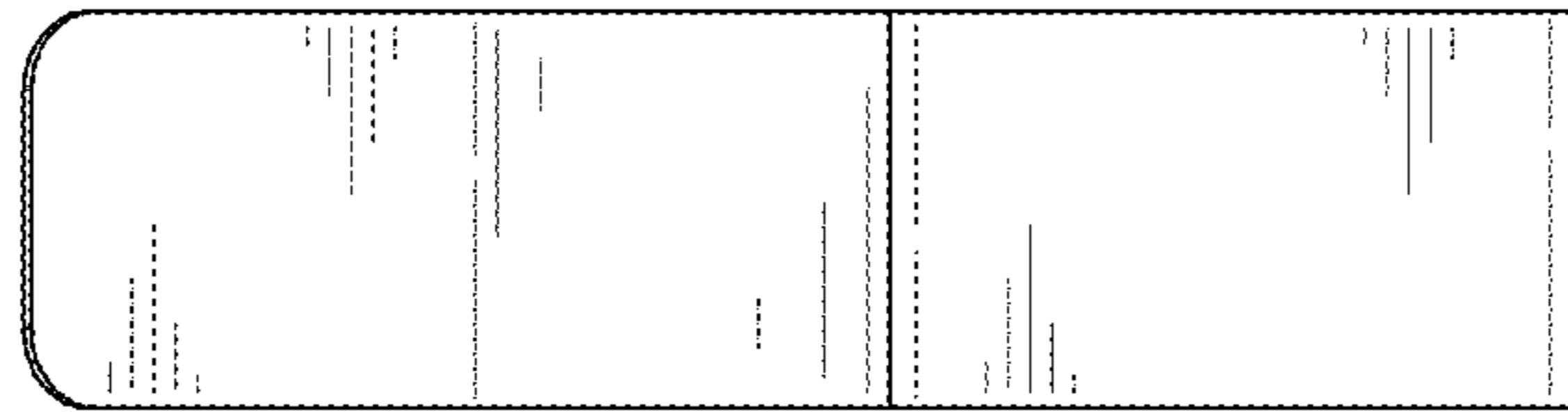


FIG. 7



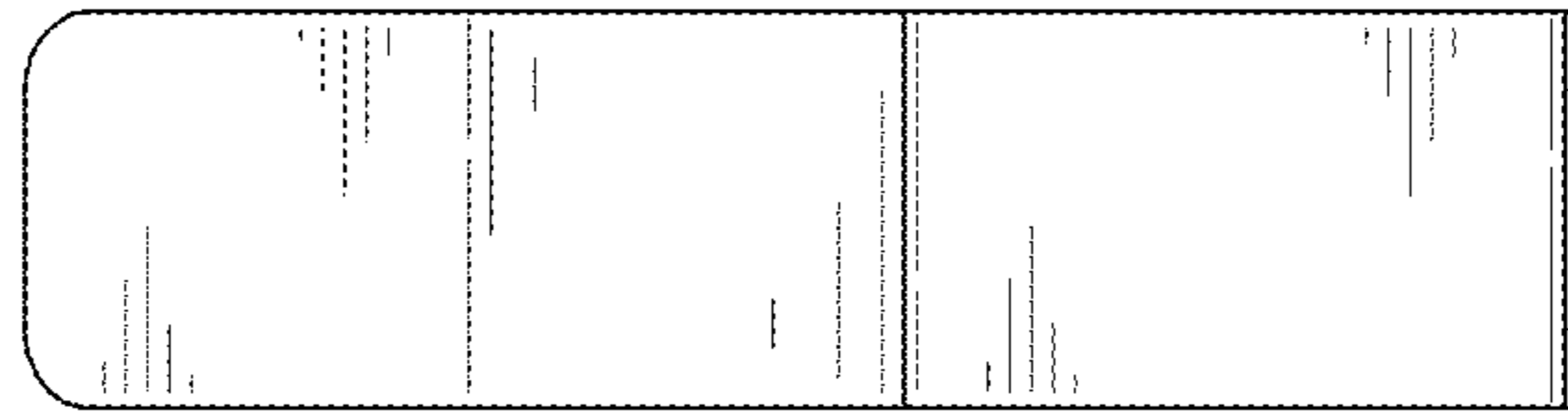


FIG. 8