



US00D970328S

(12) **United States Design Patent**
Lehmann et al.

(10) **Patent No.:** **US D970,328 S**

(45) **Date of Patent:** **** Nov. 22, 2022**

- (54) **MOUNTING JIG**
- (71) Applicant: **Velocity, A Managed Services Company**, Holland, OH (US)
- (72) Inventors: **Brandon Lehmann**, Fremont, OH (US); **Maxwell Newcomer**, Maumee, OH (US); **Guy Cooper**, Holland, OH (US)
- (73) Assignee: **VELOCITY, A MANAGED SERVICES COMPANY**, Holland, OH (US)
- (**) Term: **15 Years**
- (21) Appl. No.: **29/735,057**
- (22) Filed: **May 18, 2020**
- (51) **LOC (13) Cl.** **08-08**
- (52) **U.S. Cl.**
USPC **D8/349**; D14/239
- (58) **Field of Classification Search**
USPC D10/46, 46.1, 64, 74, 80, 60; D5/63;
D14/448, 449, 239; D8/374, 349
CPC B23P 19/10; F16B 39/101; F16B 4/004
See application file for complete search history.

(56) **References Cited**

U.S. PATENT DOCUMENTS

- 2,949,798 A * 8/1960 Berta, Jr. E04F 21/003
D10/64
- D250,095 S * 10/1978 Douglas D10/64
- D356,513 S * 3/1995 Burkholder, II D10/64
- D436,516 S * 1/2001 Lambacher D8/349
- D463,439 S * 9/2002 Olivo D14/448
- D562,117 S * 2/2008 Dubon D8/374
- D586,350 S * 2/2009 Matsui D14/449
- D616,315 S * 5/2010 Johnson D10/64
- D623,968 S * 9/2010 Roness D10/46.1

- D625,623 S * 10/2010 Smink B25H 7/02
D10/64
- D671,816 S * 12/2012 Stone D8/394
- D729,611 S * 5/2015 Schmidt D8/349
- D733,158 S * 6/2015 Kardach D14/448
- D734,305 S * 7/2015 Wengreen D14/238.1
- D734,653 S * 7/2015 Martin D8/349
- D738,704 S * 9/2015 Watson D8/349
- D740,103 S * 10/2015 Fu D8/349
- D753,638 S * 4/2016 Tatem D8/349
- D765,446 S * 9/2016 Fell D6/675
- D766,701 S * 9/2016 Snell D8/349
- D774,874 S * 12/2016 Wentzel D8/349
- D810,545 S * 2/2018 Stevens F16F 1/3732
D8/349
- D849,507 S * 5/2019 DeDios-Shirley D8/349
- D870,535 S * 12/2019 Gebhardt D8/349
- D887,878 S * 6/2020 Watts D10/70
- D888,027 S * 6/2020 Pei D8/349
- D888,539 S * 6/2020 Griggs D8/349
- D901,665 S * 11/2020 Kunyckj D8/349

(Continued)

Primary Examiner — George D. Kirschbaum
Assistant Examiner — Antoinette Martine Suiter
 (74) *Attorney, Agent, or Firm* — Michael E. Dockins;
 Shumaker, Loop & Kendrick, LLP

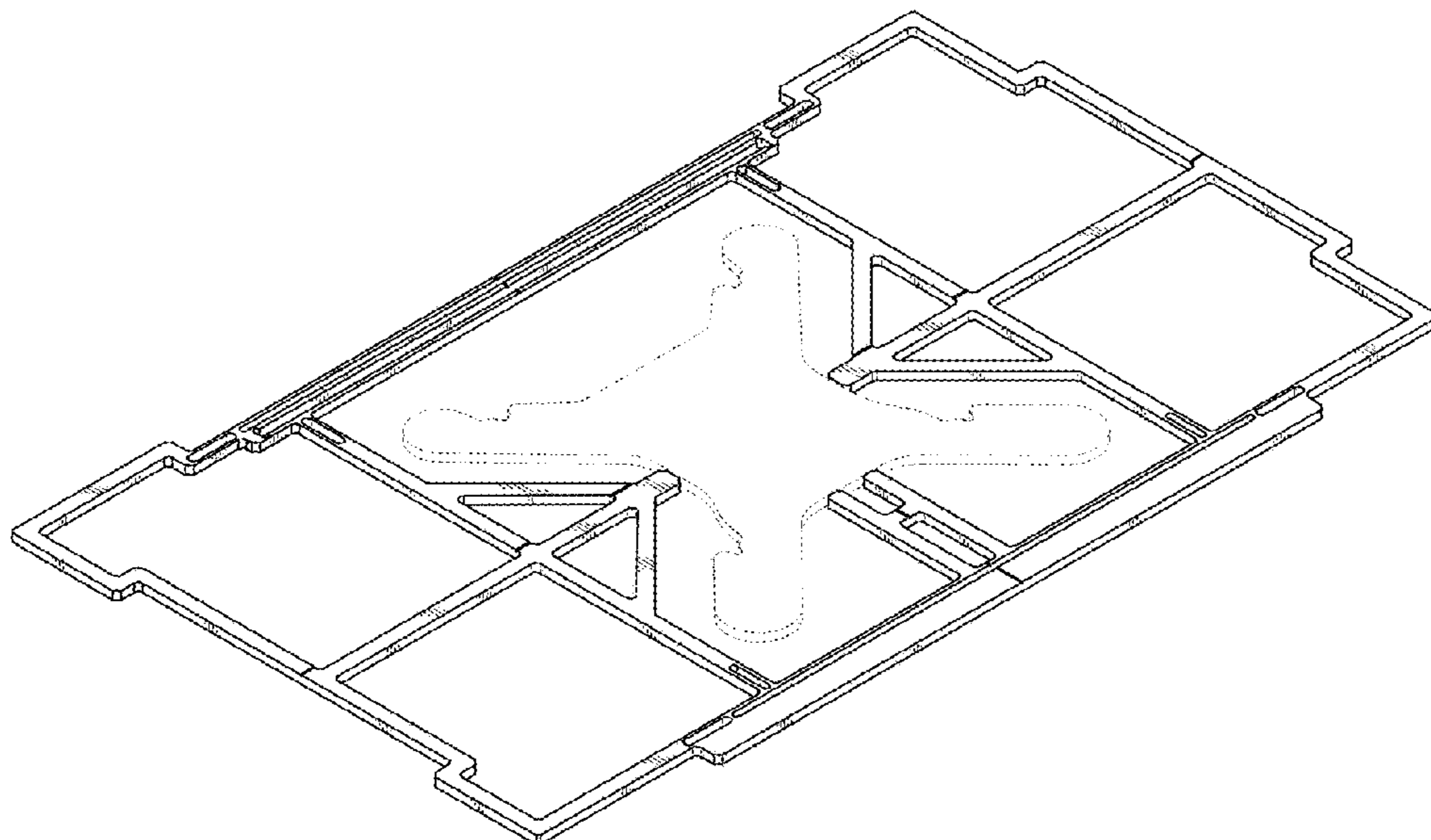
(57) **CLAIM**

The ornamental design for a mounting jig, as shown and described.

DESCRIPTION

FIG. 1 is a perspective view of a mounting jig;
 FIG. 2 is a rear elevational view thereof; and
 FIG. 3 is a front elevational view thereof;
 FIG. 4 is a top plan view thereof;
 FIG. 5 is a bottom plan view thereof;
 FIG. 6 is a left elevational view thereof; and,
 FIG. 7 is a right elevational view thereof.
 The broken lines in the figures form no part of the claimed drawings.

1 Claim, 4 Drawing Sheets



(56)

References Cited

U.S. PATENT DOCUMENTS

D909,422	S	*	2/2021	Carter	D15/28
D916,581	S	*	4/2021	Axelsson	D8/349
D922,177	S	*	6/2021	Pride	D8/349
D924,665	S	*	7/2021	DeDios-Shirley	D8/349
D924,666	S	*	7/2021	Brown	D8/349
D937,663	S	*	12/2021	Welander	D8/349
D944,625	S	*	3/2022	Wu	D8/349
D947,650	S	*	4/2022	Dedios-Shirley	D8/349
D948,990	S	*	4/2022	Li	D8/349
2004/0226167	A1	*	11/2004	Tseng	B23Q 3/06 29/729

* cited by examiner

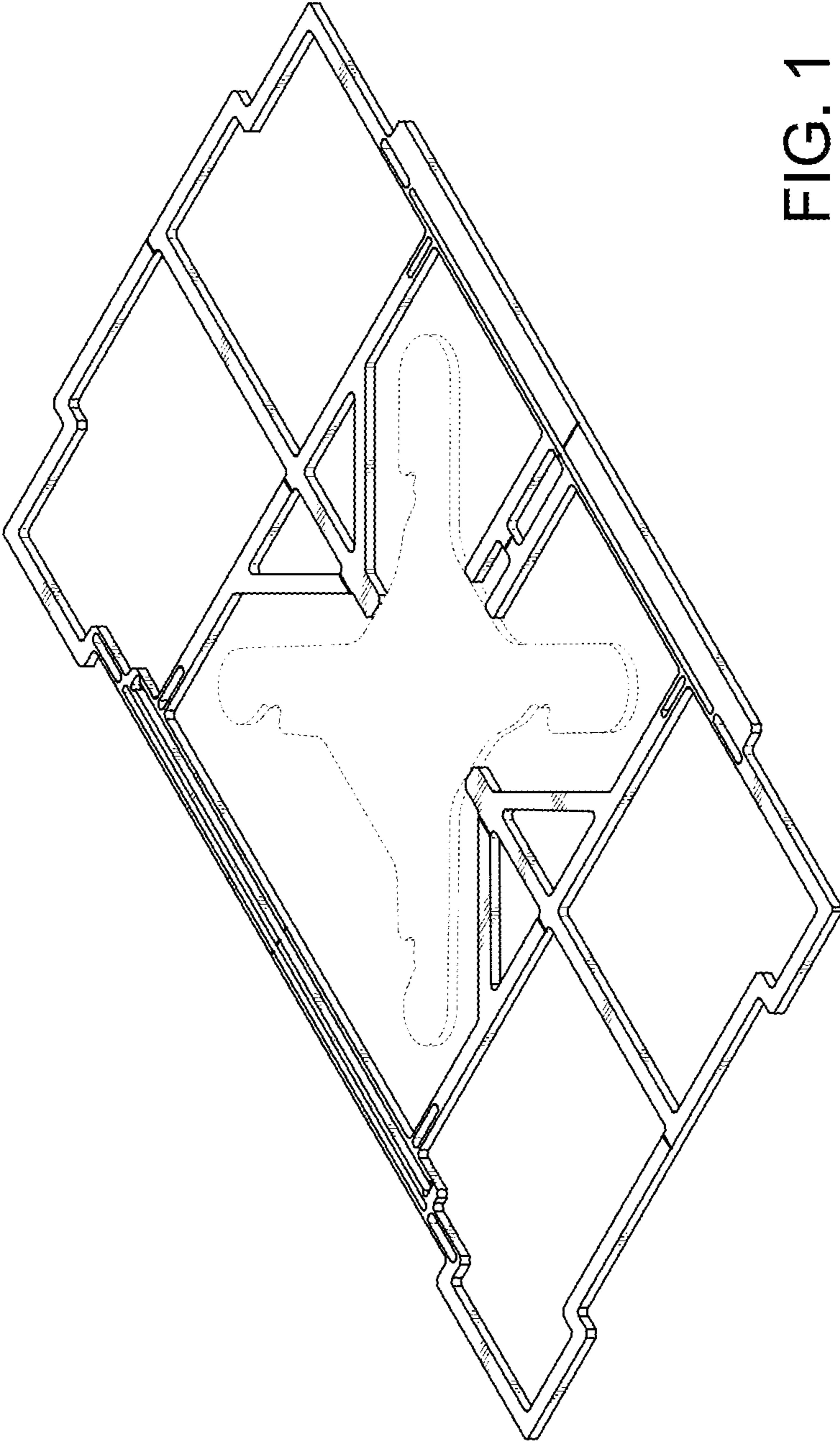


FIG. 1




FIG. 2




FIG. 3

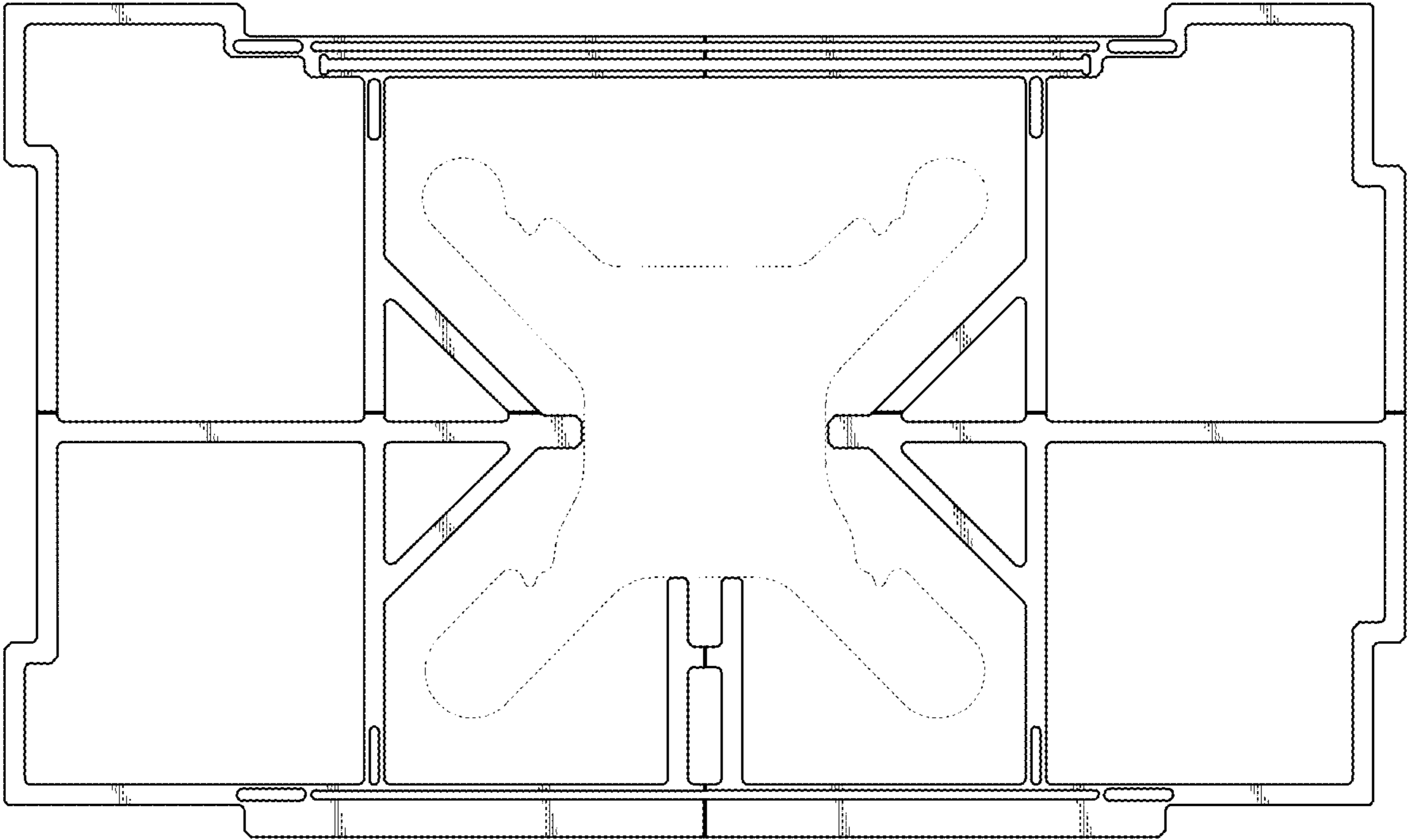


FIG. 4

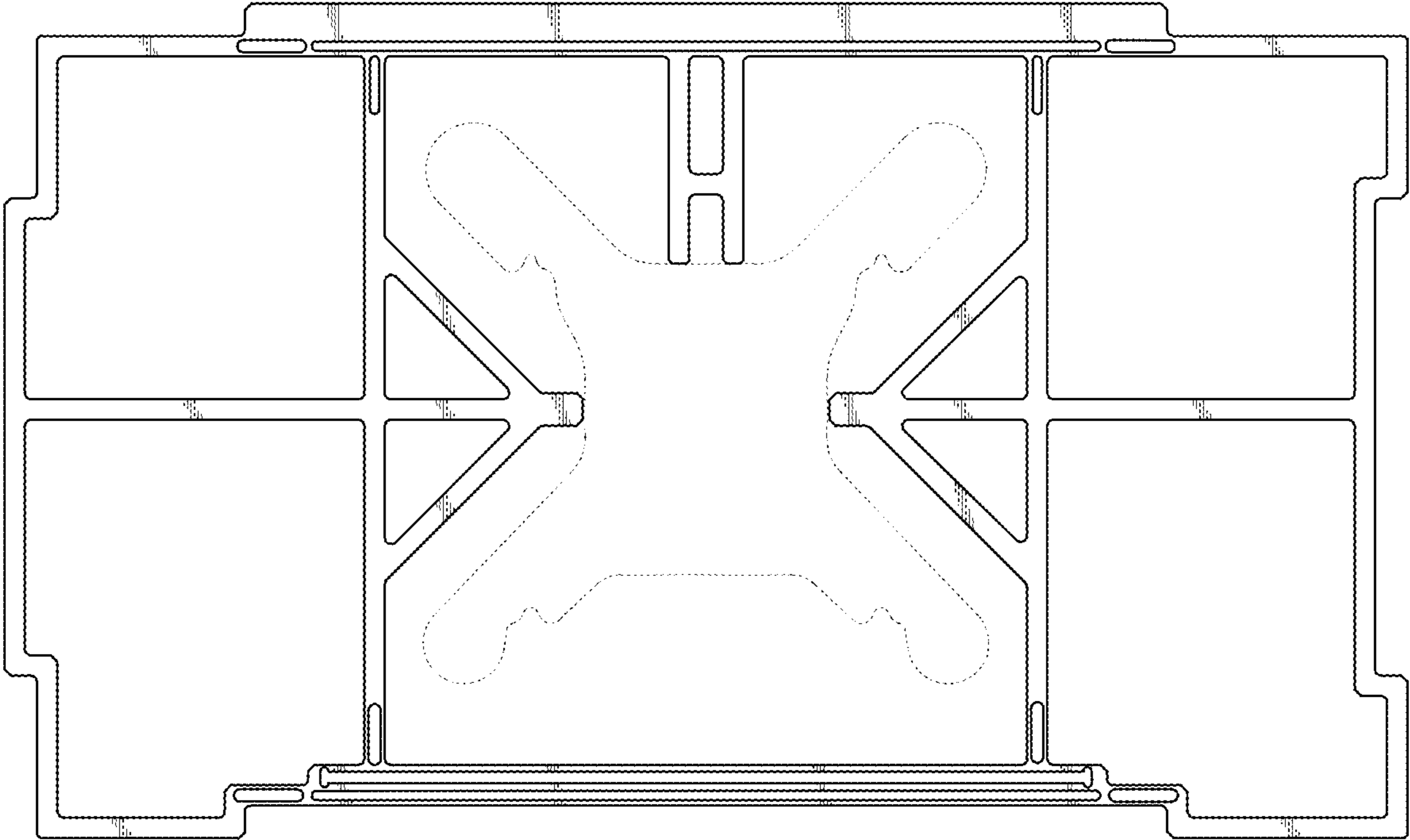


FIG. 5




FIG. 6




FIG. 7