



US00D970295S

(12) **United States Design Patent**
Xu

(10) **Patent No.:** **US D970,295 S**

(45) **Date of Patent:** **** Nov. 22, 2022**

(54) **LUNCH BOX**

(71) Applicant: **DONGGUAN OUMENG
HOUSEWARE PRODUCTS CO.,
LTD, Dongguan (CN)**

(72) Inventor: **Jingsheng Xu, Yueyang (CN)**

(73) Assignee: **DONGGUAN OUMENG
HOUSEWARE PRODUCTS CO.,
LTD, Dongguan (CN)**

(**) Term: **15 Years**

(21) Appl. No.: **29/844,040**

(22) Filed: **Jun. 27, 2022**

(51) **LOC (13) Cl.** **07-01**

(52) **U.S. Cl.**
USPC **D7/538; D7/629**

(58) **Field of Classification Search**
USPC D3/294; D7/629, 602, 601, 541, 538,
D7/505; 220/780; 206/459.2, 521.1;
D9/425, 456, 432, 418
CPC B65D 43/0218; B65B 7/2842; A45C 11/20
See application file for complete search history.

(56) **References Cited**

U.S. PATENT DOCUMENTS

D214,970 S *	8/1969	Huck	D24/223
D271,169 S *	11/1983	Hollenbeck	D9/429
D278,207 S *	4/1985	McLaughlin	D3/203.2
5,080,222 A *	1/1992	McNary	B65D 43/12 220/345.3
D397,247 S *	8/1998	Gardner	D9/417
D439,743 S *	4/2001	DeVance	D3/297
D496,133 S *	9/2004	Dittmer	D28/83

D523,743 S *	6/2006	Solowiejko	D9/418
D531,761 S *	11/2006	Zadeh	D28/83
D549,053 S *	8/2007	DellaFerrera	D7/629
D554,502 S *	11/2007	Hoffman	D9/432
D601,383 S *	10/2009	Shah	D7/538
D827,426 S *	9/2018	Blagojevic	D9/424
D884,961 S *	5/2020	He	D27/101
D888,408 S *	6/2020	Lee	D3/269
D899,247 S *	10/2020	Kilduff	D9/418
D918,714 S *	5/2021	Blomberg	D9/418
2004/0099565 A1 *	5/2004	Dehlin	B65D 5/38 206/536
2009/0266837 A1 *	10/2009	Gelardi	B65D 50/046 221/282

* cited by examiner

Primary Examiner — Cynthia R Underwood

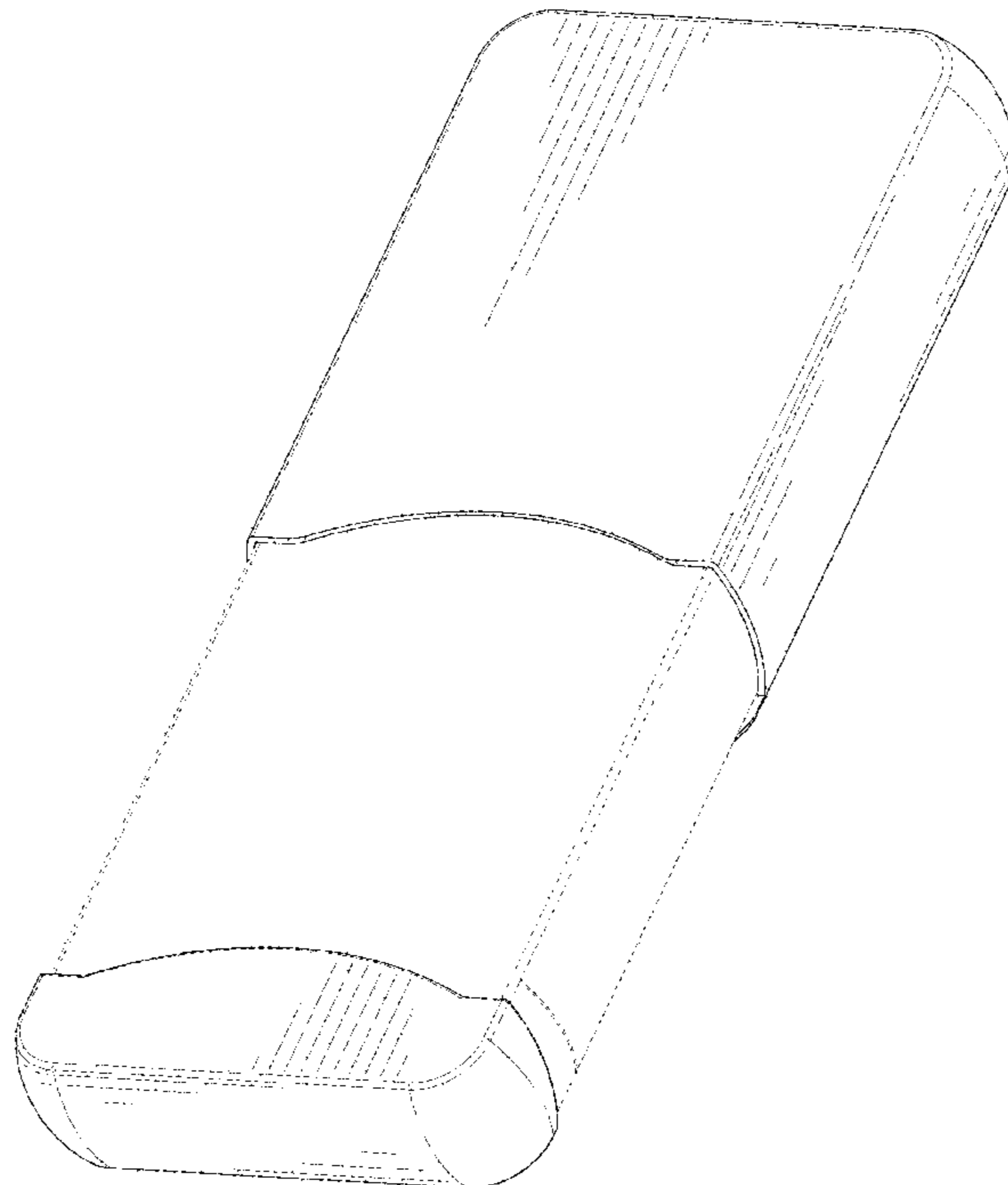
(57) **CLAIM**

The ornamental design for a lunch box, as shown and described.

DESCRIPTION

FIG. 1 is a perspective view of a lunch box showing my new design, shown in an open station;
 FIG. 2 is a perspective view of the lunch box show in a closed position;
 FIG. 3 is a front elevational view of the lunch box shown in FIG. 2;
 FIG. 4 is a rear elevational view thereof;
 FIG. 5 is a left side elevational view thereof;
 FIG. 6 is a right side elevational view thereof;
 FIG. 7 is a top plan view thereof; and,
 FIG. 8 is a bottom plan view thereof.
 The broken lines in the drawings depict portions of the lunch box that form no part of the claimed design.

1 Claim, 8 Drawing Sheets



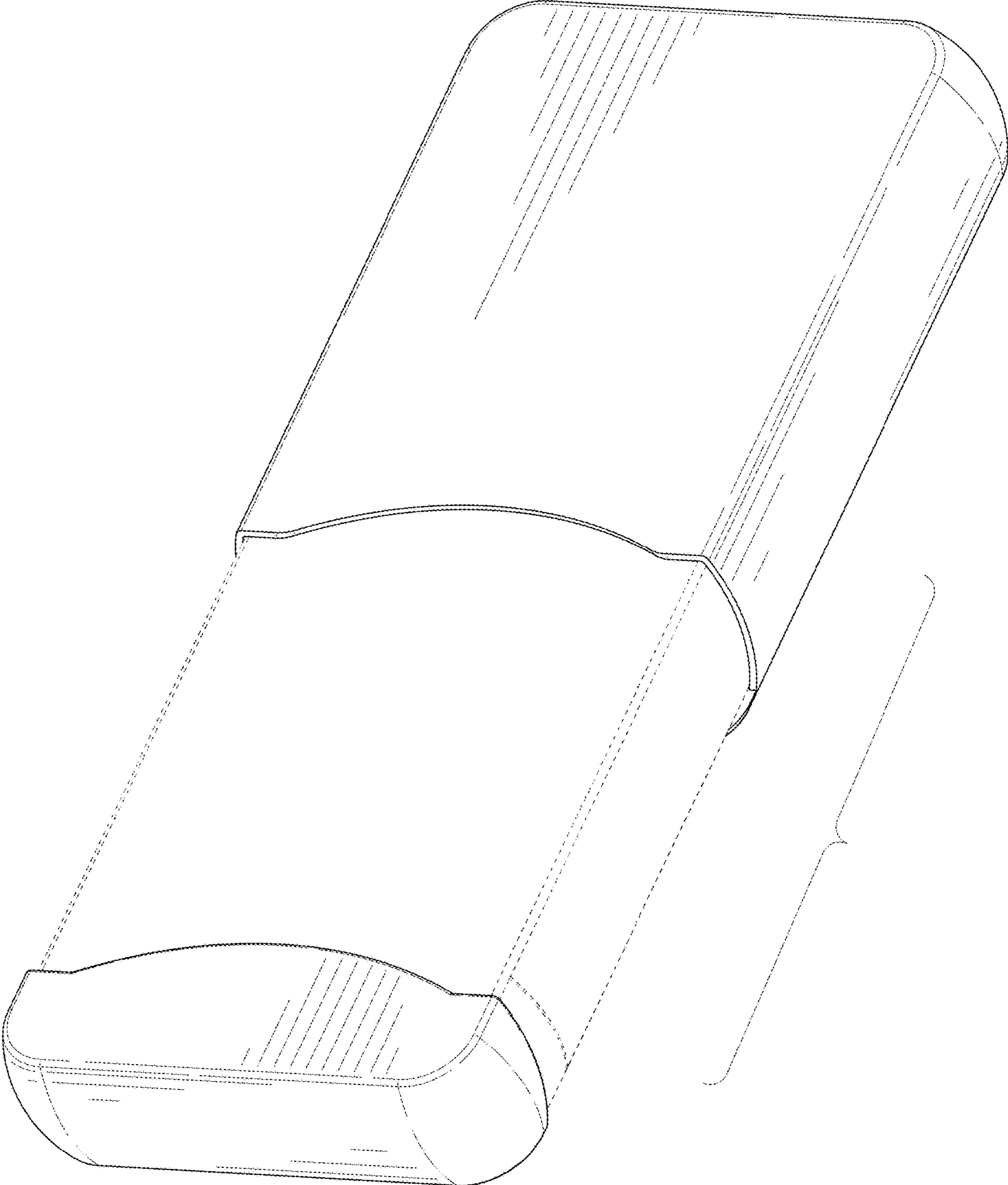


FIG. 1

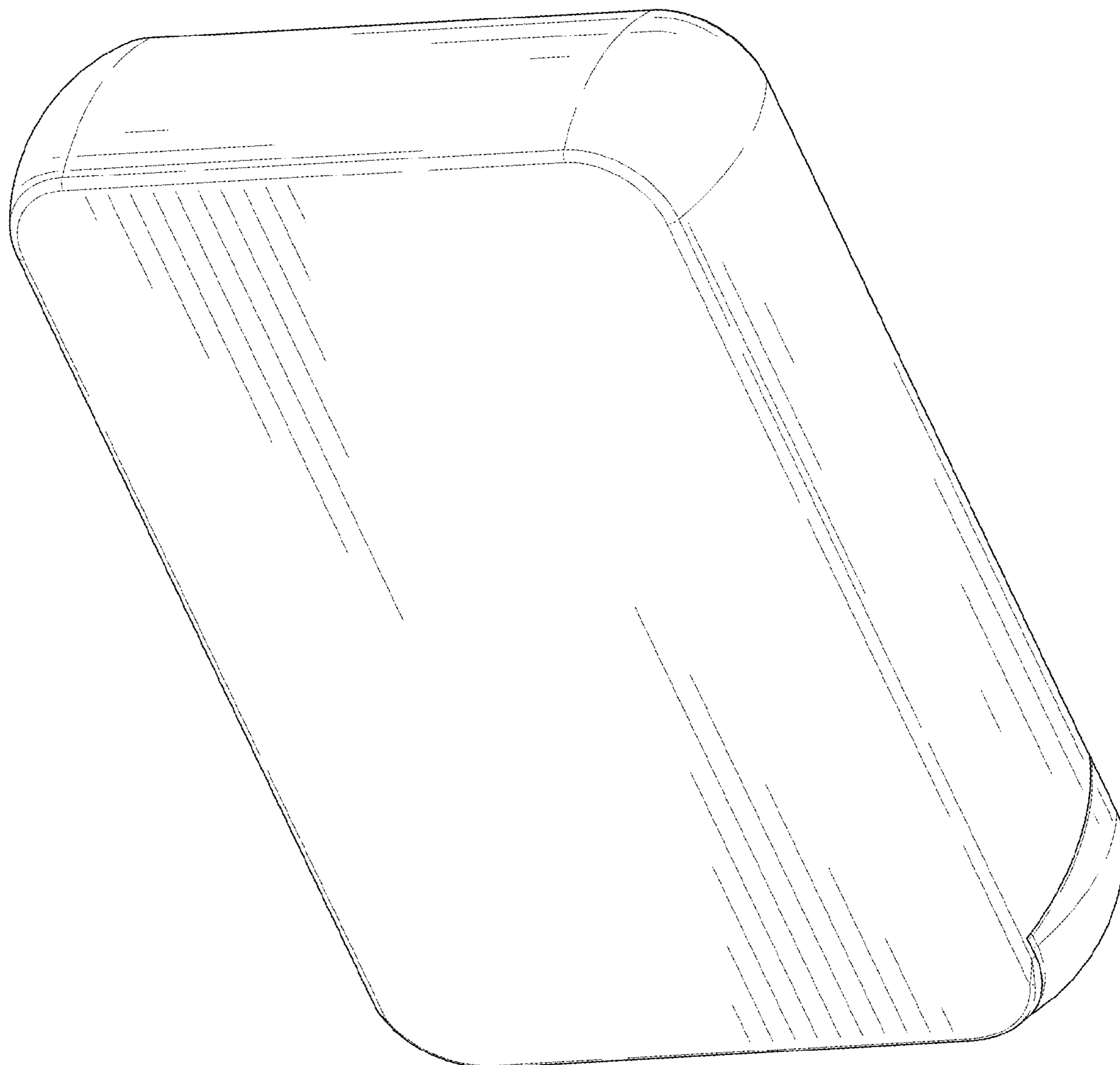


FIG. 2




FIG. 3




FIG. 4




FIG. 5




FIG. 6




FIG. 7




FIG. 8