



US00D970283S

(12) **United States Design Patent**
Fu

(10) **Patent No.:** **US D970,283 S**

(45) **Date of Patent:** **** Nov. 22, 2022**

(54) **POT**
(71) Applicant: **Guangzhou Baijie Electronic Commerce Co., Ltd., Guangdong (CN)**
(72) Inventor: **Manli Fu, Guangzhou (CN)**
(**) Term: **15 Years**

(21) Appl. No.: **29/818,300**
(22) Filed: **Dec. 8, 2021**
(51) **LOC (13) Cl.** **07-02**
(52) **U.S. Cl.**
USPC **D7/359; D7/354; D7/360**
(58) **Field of Classification Search**
USPC D7/323, 354-363, 391, 393-396, 409, D7/542; D25/138
CPC A47G 19/12; A47G 19/26; A47J 27/00; A47J 27/002; A47J 27/04; A47J 27/08; A47J 27/21; A47J 27/58; A47J 36/025; A47J 36/06; A47J 36/10; A47J 36/12; A47J 37/00; A47J 37/0786; A47J 37/10; A47J 37/101; A47J 37/103; A47J 37/12; A47J 37/1204; A47J 45/061; A47J 45/071; A47J 45/08; H05B 6/12; H05B 6/6494

See application file for complete search history.

(56) **References Cited**
U.S. PATENT DOCUMENTS

D207,594 S * 5/1967 Aubecq D7/542
D212,704 S * 11/1968 Benes D7/360
D634,583 S * 3/2011 Bernardaud D7/542
D653,358 S * 1/2012 Martin D25/138
D667,273 S * 9/2012 Henry D7/542

D683,179 S * 5/2013 Coursey D7/354
D702,990 S * 4/2014 Roussard D7/354
D702,991 S * 4/2014 Roussard D7/354
D752,912 S * 4/2016 Venot D7/354
D837,584 S * 1/2019 Chang D7/360
D931,677 S 9/2021 Cossu
2005/0145615 A1* 7/2005 Schaffeld A47J 36/10
99/413
2018/0263411 A1* 9/2018 Stuart A47J 37/0786

OTHER PUBLICATIONS

Ceraflame Hammered Casserole. Date First Available on Amazon.com Jul. 5, 2021. <https://www.amazon.com/Ceraflame-Hammered-Casserole-24cm-Graphite/dp/B086NW6JHR/ref> (Year: 2021).*

* cited by examiner

Primary Examiner — Ricky Pham


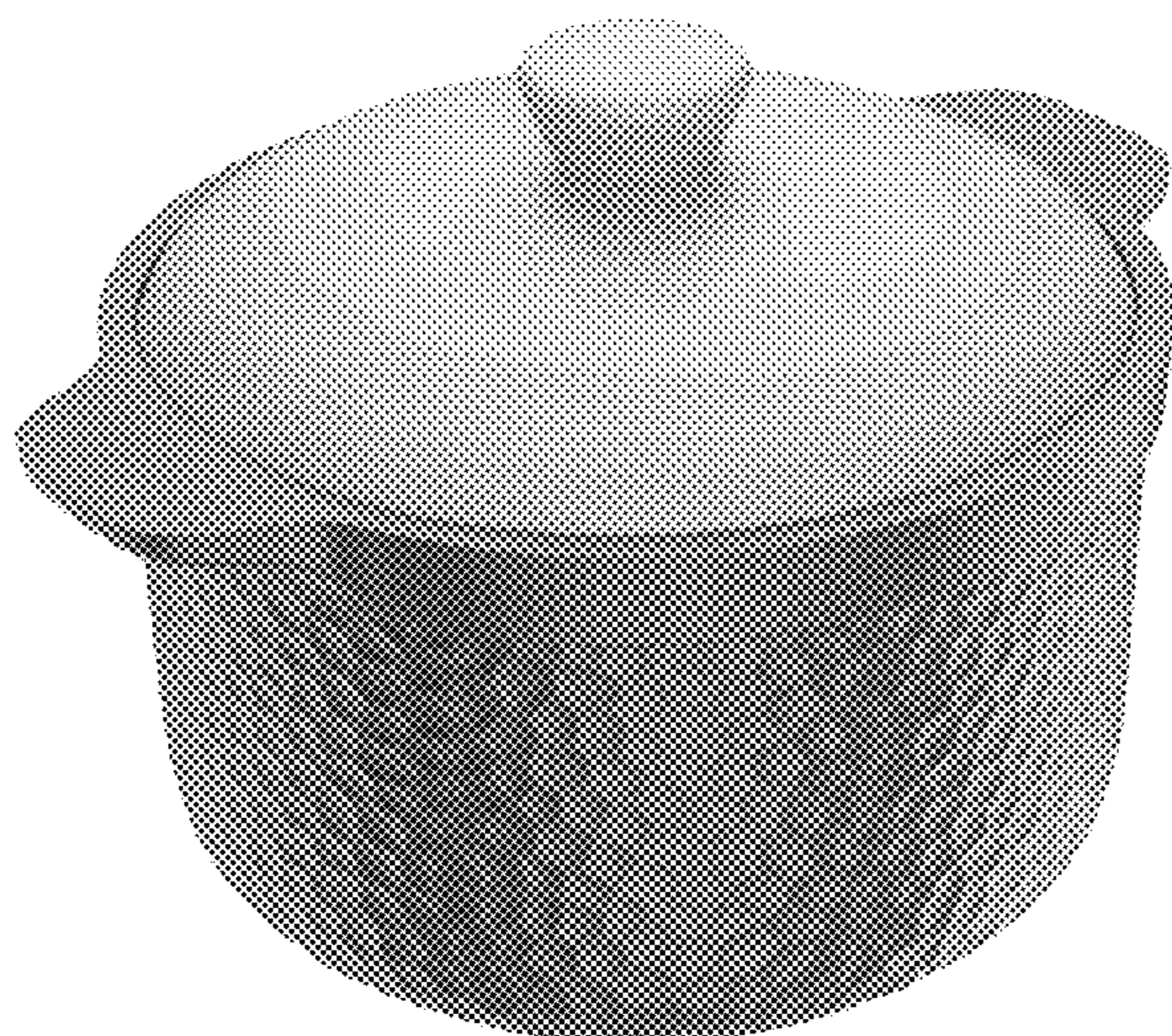
(57) **CLAIM**

The ornamental design for a pot, as shown and described.

DESCRIPTION

FIG. 1 is a front and top perspective view of a pot, showing my new design;
FIG. 2 is a rear and top perspective view thereof;
FIG. 3 is a front elevation view thereof;
FIG. 4 is a rear elevation view thereof;
FIG. 5 is a left side elevation view thereof;
FIG. 6 is a right side elevation view thereof;
FIG. 7 is a top plan view thereof; and,
FIG. 8 is a bottom plan view thereof.

1 Claim, 8 Drawing Sheets






FIG.1




FIG.2



FIG.3



FIG.4



FIG.5




FIG.6




FIG.7




FIG.8