



US00D970258S

(12) **United States Design Patent** (10) **Patent No.:** **US D970,258 S**  
**Liu** (45) **Date of Patent:** **\*\* Nov. 22, 2022**

(54) **PILLOW**

(71) Applicant: **BRILLANT MAX MOLY INC.**,  
Portland, OR (US)

(72) Inventor: **Mingqian Liu**, Portland, OR (US)

(\*\*) Term: **15 Years**

(21) Appl. No.: **29/794,896**

(22) Filed: **Jun. 15, 2021**

(51) **LOC (13) Cl.** ..... **06-09**

(52) **U.S. Cl.**  
USPC ..... **D6/601**

(58) **Field of Classification Search**  
USPC ..... D6/582–583, 587–592, 595–609;  
D21/803–809; D24/183  
CPC ..... A47G 9/00; A47G 2009/001; A47G  
2009/002; A47G 2009/003; A47G 9/10;  
A47G 9/1009; A47G 2009/1018; A47G  
9/1045; A47G 9/1081; A47G 9/109  
See application file for complete search history.

(56) **References Cited**

U.S. PATENT DOCUMENTS

D465,686 S *	11/2002	Hwong	.....	D6/601
D759,991 S *	6/2016	Jing	.....	D6/601
D839,026 S	1/2019	Huang		
D851,961 S	6/2019	Rifelj		
D856,028 S *	8/2019	Zou	.....	D6/601
D867,786 S	11/2019	Yu et al.		
D880,195 S *	4/2020	Yang	.....	D6/601
D881,603 S *	4/2020	Yang	.....	D6/601
D882,985 S	5/2020	Yu et al.		
D887,176 S	6/2020	Nielsen		
D898,427 S	10/2020	Chen		
D899,816 S *	10/2020	Deetsch	.....	D6/601

D907,942 S	1/2021	You		
D912,437 S	3/2021	Yang		
D913,013 S *	3/2021	Rensin	.....	D6/601
D915,792 S	4/2021	Shi		
D927,225 S *	8/2021	Wang	.....	D6/601
D932,804 S *	10/2021	Yang	.....	D6/601
D941,610 S *	1/2022	Zhang	.....	D6/601
D944,033 S *	2/2022	Yang	.....	D6/601
D944,036 S *	2/2022	Mi	.....	D6/601
D944,037 S *	2/2022	Yang	.....	D6/601
D944,566 S *	3/2022	Yang	.....	D6/601
2013/0098364 A1 *	4/2013	Davis	.....	A61M 16/06 5/636
2015/0265075 A1 *	9/2015	Liu	.....	A47G 9/10 5/640

\* cited by examiner

*Primary Examiner* — Jennifer L Rempfer

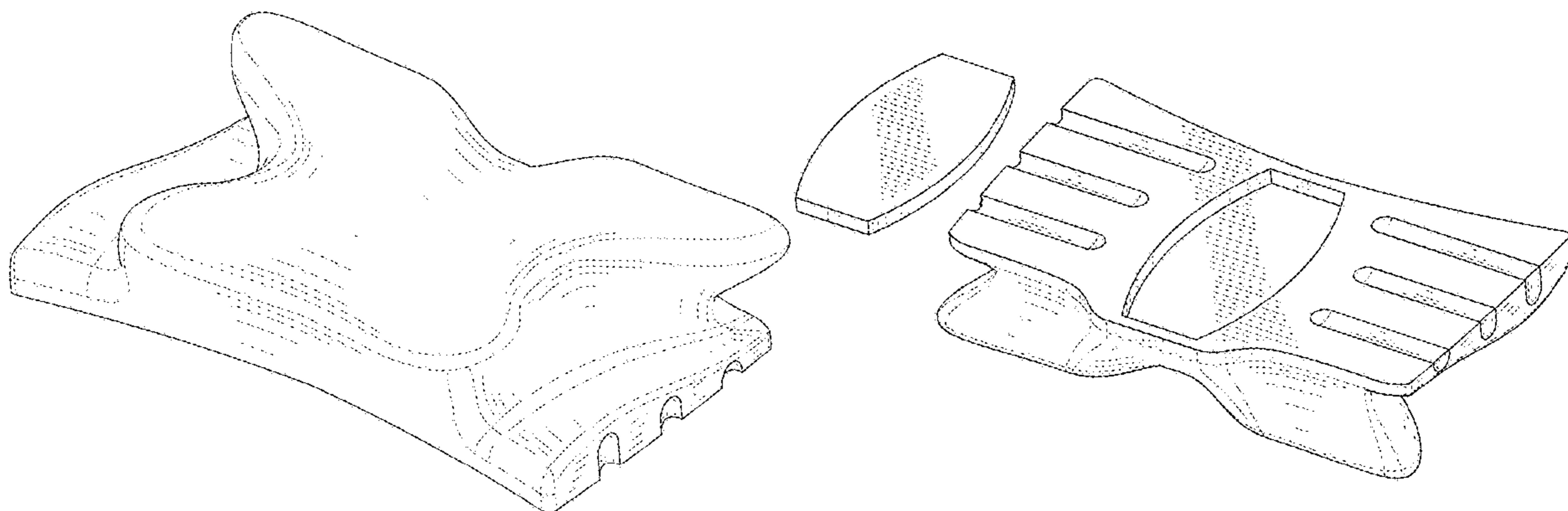
(57) **CLAIM**

The ornamental design for a pillow, as shown and described.

**DESCRIPTION**

FIG. 1 is a front, right side, bottom perspective view of a pillow showing my new design;  
FIG. 2 is a rear, right side, top perspective view thereof;  
FIG. 3 is a front elevational view thereof;  
FIG. 4 is a rear elevational view thereof;  
FIG. 5 is a left side elevational view thereof;  
FIG. 6 is a right side elevational view thereof;  
FIG. 7 is a top plan view thereof;  
FIG. 8 is a bottom plan view thereof; and,  
FIG. 9 is a rear, right side, top perspective view thereof with a central portion of the rear section of the pillow removed from the pillow.  
The broken lines depict portions of the pillow that form no part of the claimed design.

**1 Claim, 9 Drawing Sheets**



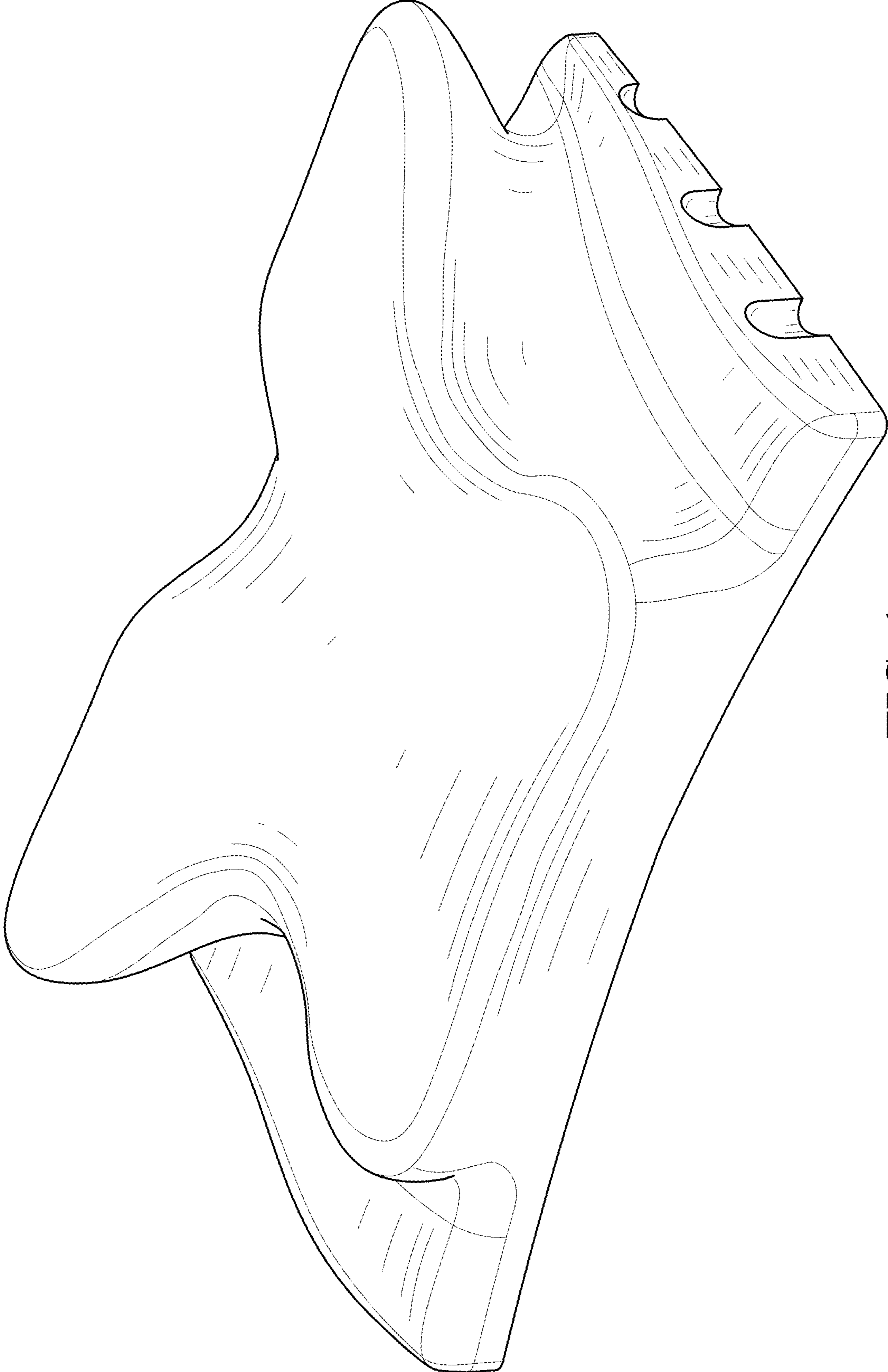


FIG. 1

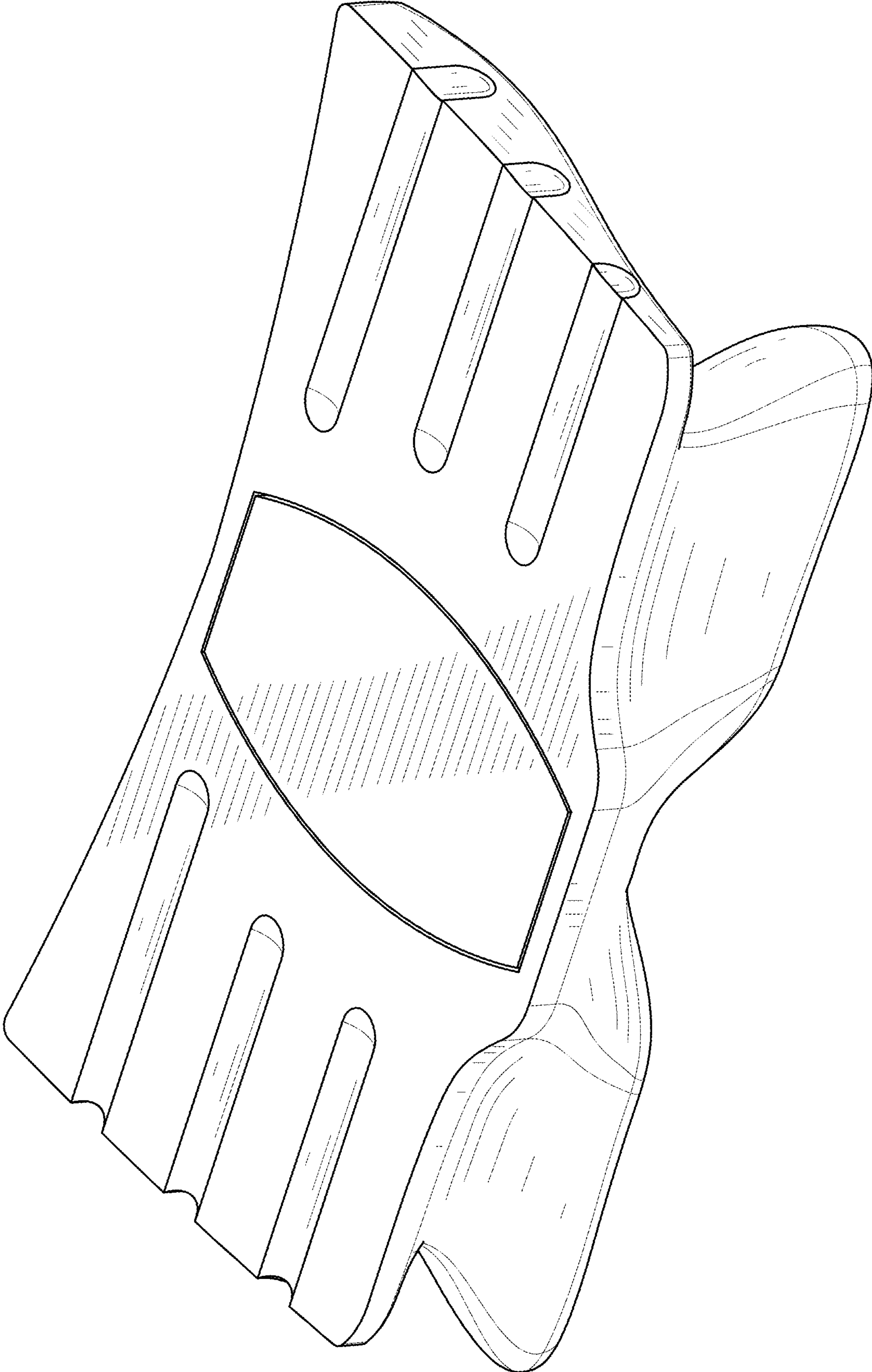


FIG. 2

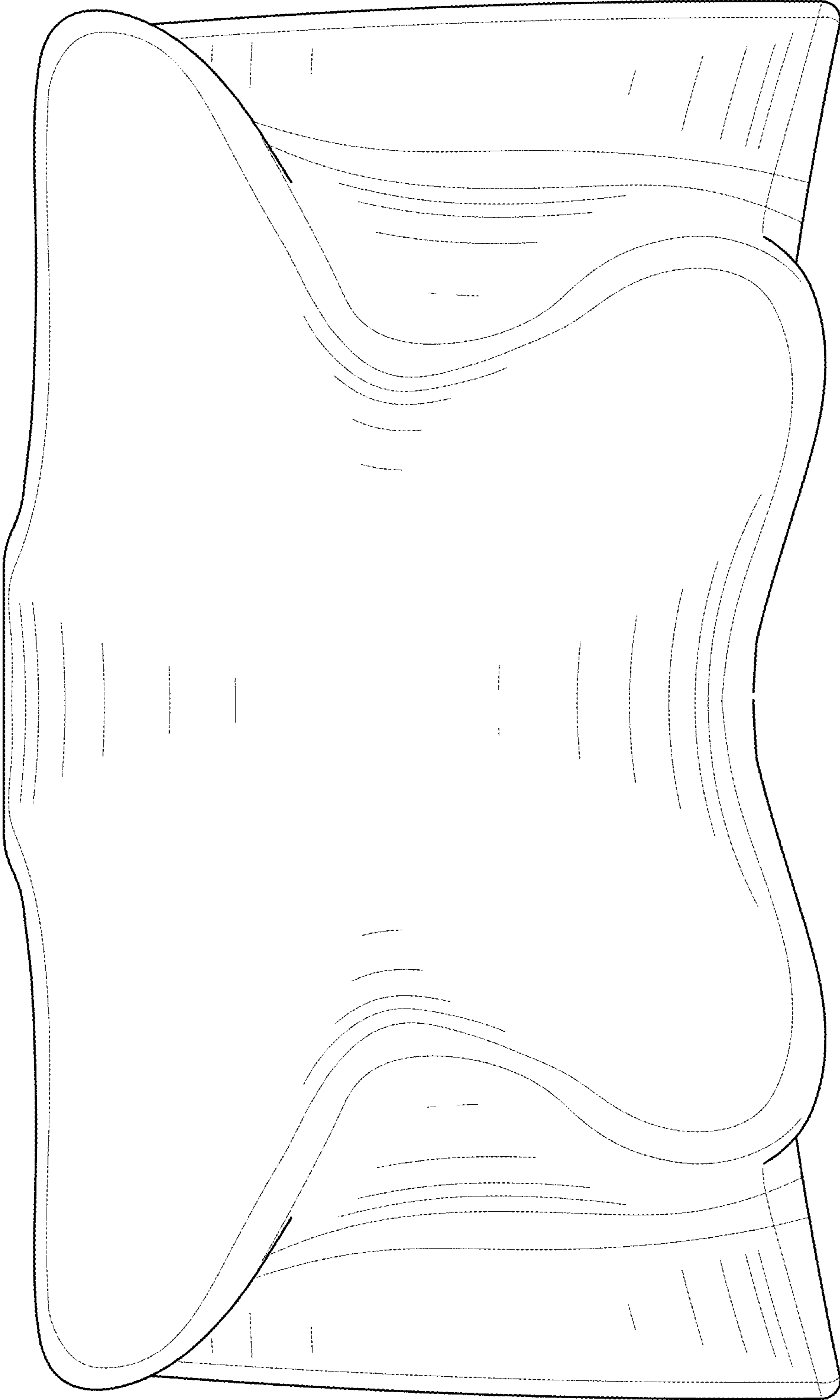


FIG. 3



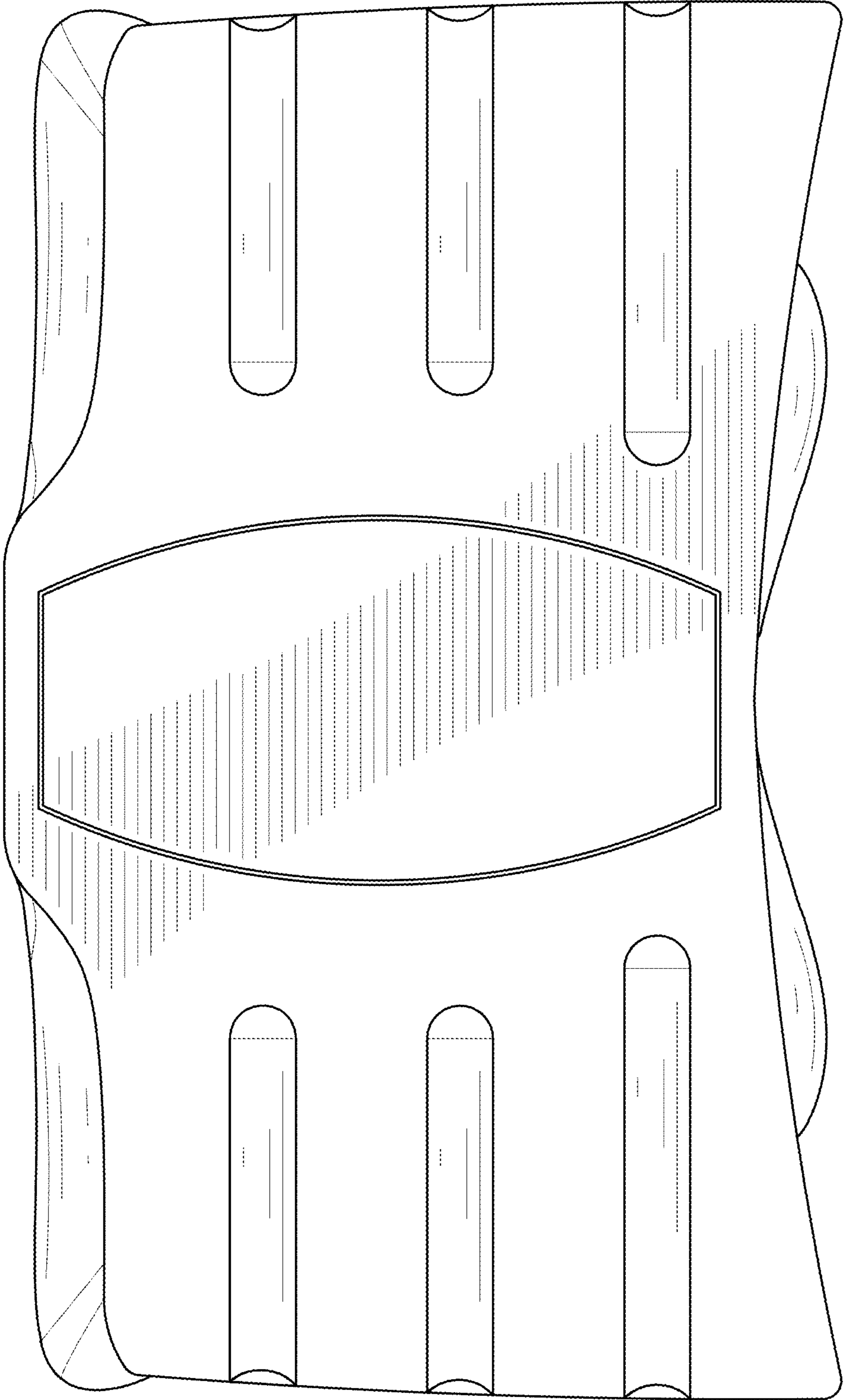


FIG. 4

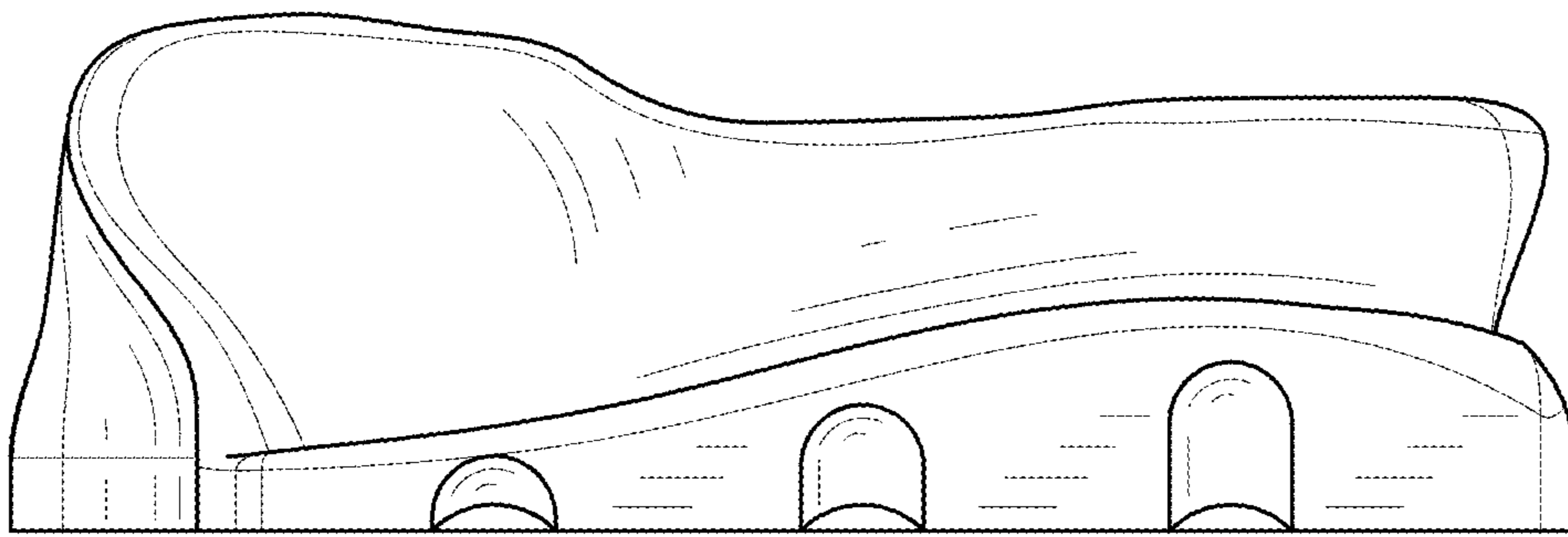


FIG. 5

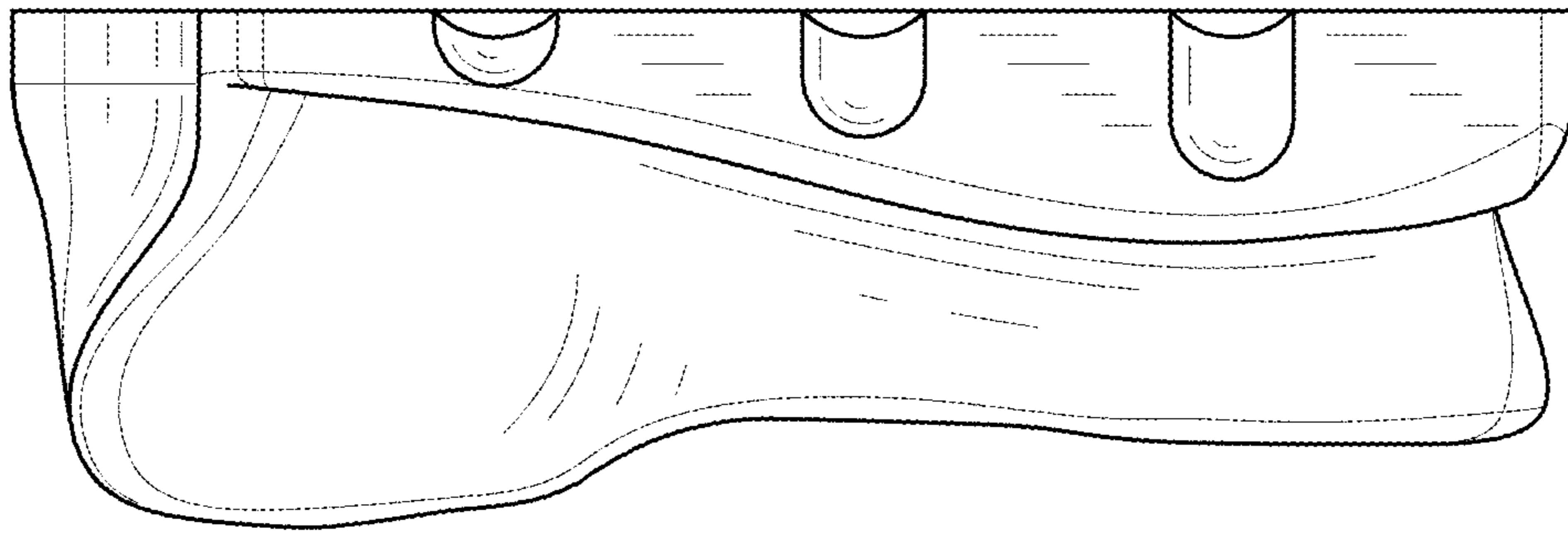


FIG. 6

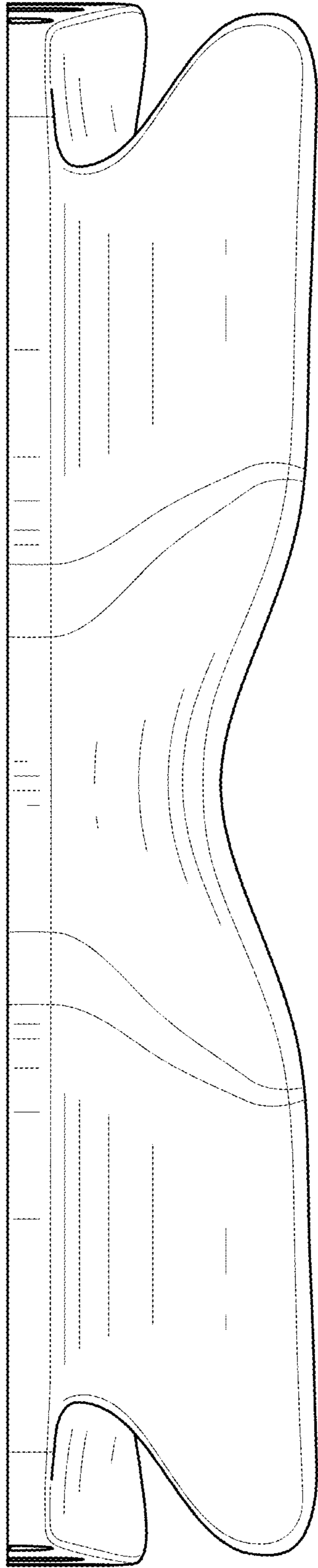


FIG. 7



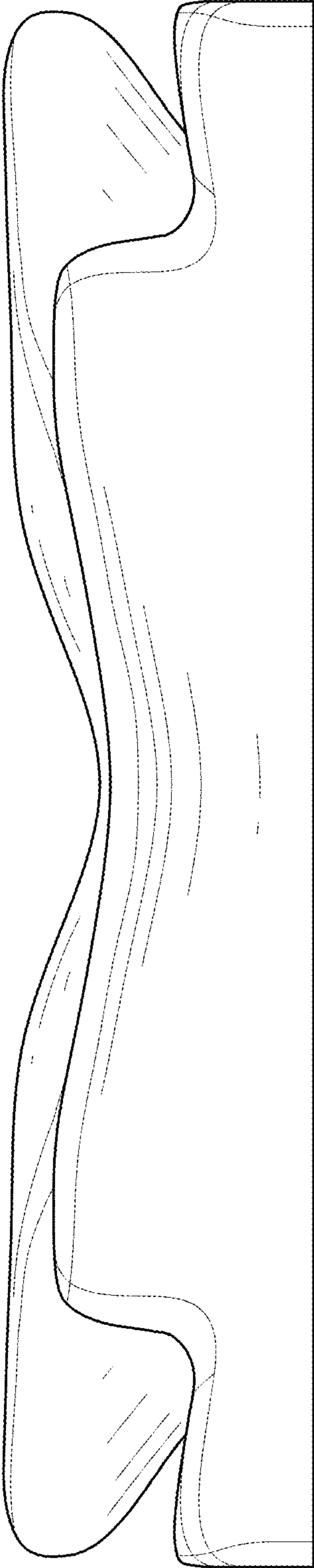


FIG. 8

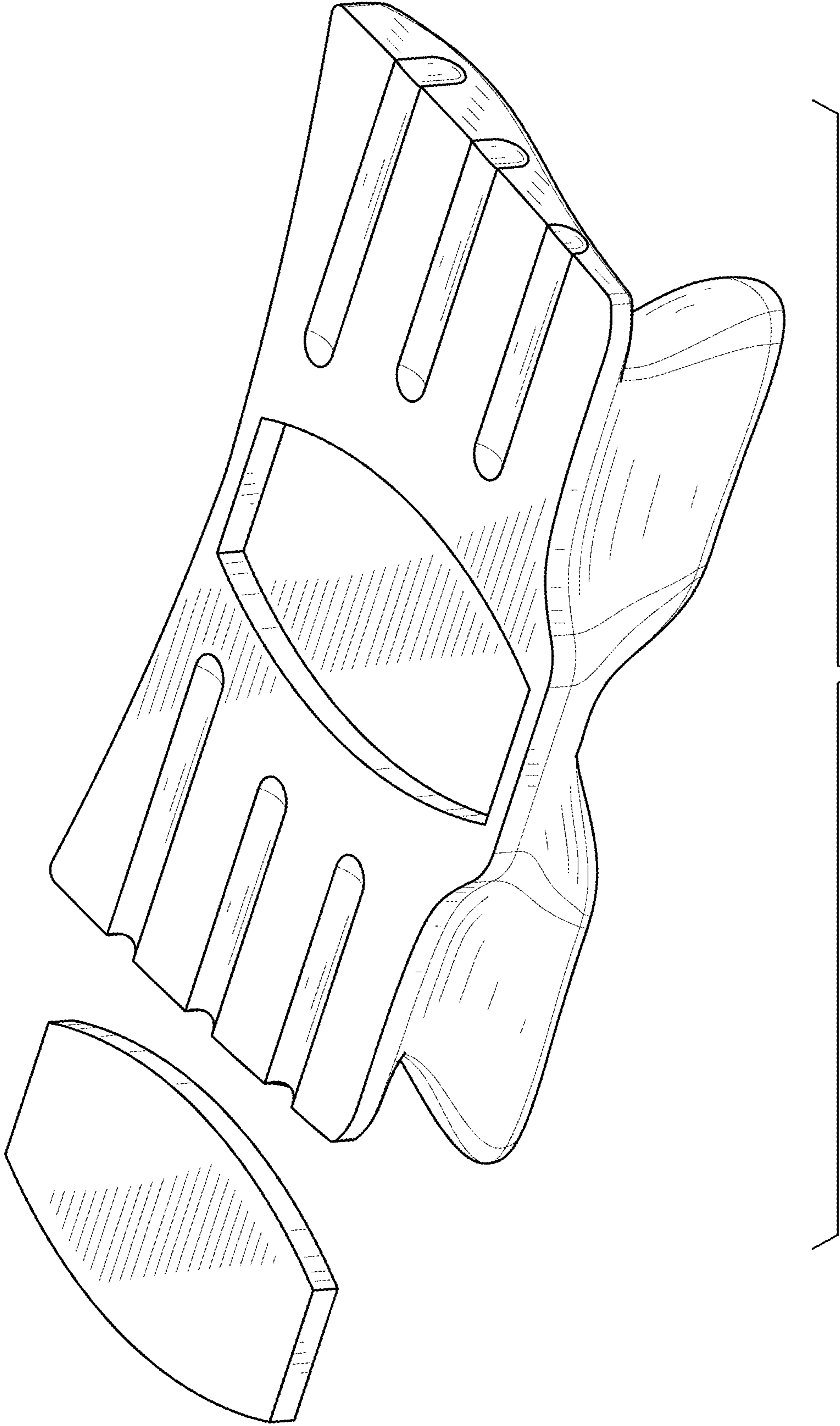


FIG. 9