



US00D970236S

(12) **United States Design Patent**
Pacella

(10) **Patent No.:** **US D970,236 S**

(45) **Date of Patent:** **** Nov. 22, 2022**

(54) **PLAY YARD**

(71) Applicant: **Wonderland Switzerland AG,**
Steinhausen (CH)

(72) Inventor: **Jonathan M. Pacella,** Gap, PA (US)

(73) Assignee: **Wonderland Switzerland AG,**
Steinhausen (CH)

(**) Term: **15 Years**

(21) Appl. No.: **29/769,020**

(22) Filed: **Feb. 3, 2021**

(30) **Foreign Application Priority Data**

Aug. 5, 2020 (CN) 202030440598.2

(51) **LOC (13) Cl.** **06-06**

(52) **U.S. Cl.**
USPC **D6/331**

(58) **Field of Classification Search**

USPC D6/331, 382, 389, 390, 391, 392, 718,
D6/718.26; D21/520

CPC A47D 13/06; A47D 13/061; A47D 13/063;
A47D 5/006; A47D 9/00; A47D 9/005;
A47D 7/00; A47D 7/002

See application file for complete search history.

(56) **References Cited**

U.S. PATENT DOCUMENTS

- 9,144,325 B1 * 9/2015 Sousa A47D 13/063
- 10,194,755 B1 * 2/2019 Flannery A47D 13/063
- D862,913 S 10/2019 Jin
- 10,448,752 B1 * 10/2019 Flannery A47D 13/063
- D880,172 S * 4/2020 Wright D6/331
- D910,136 S * 2/2021 Ye D21/797
- 2004/0237191 A1 * 12/2004 Clapper A47D 13/063
5/98.1
- 2005/0150046 A1 * 7/2005 Gehr A47D 13/063
5/99.1
- 2019/0208922 A1 * 7/2019 Szabó A47D 13/06

(Continued)

FOREIGN PATENT DOCUMENTS

CN 305107038 S 4/2019
CN 305132200 S 4/2019

(Continued)

OTHER PUBLICATIONS

Graco Pack 'n Play Lite Traveler Playard, available on Walmart.com, review date of Apr. 11, 2021, site visited Jun. 16, 2022, Internet URL: <https://www.walmart.com/ip/Graco-Pack-n-Play-Lite-Traveler-Playard-Outdoor-and-Indoor-Use-Breeze/542075646>. (Year: 2021).*

Primary Examiner — Mary Ann Calabrese

Assistant Examiner — Mark David Wolfley

(74) *Attorney, Agent, or Firm* — Winston Hsu


(57) **CLAIM**

The ornamental design for a play yard, as shown and described.

DESCRIPTION

FIG. 1 is a top, front, right side perspective view of a play yard showing my new design;
FIG. 2 is a front view thereof;
FIG. 3 is a rear view thereof;
FIG. 4 is a left side view thereof;
FIG. 5 is a right side view thereof;
FIG. 6 is a top view thereof;
FIG. 7 is a bottom view thereof, and,
FIG. 8 is a top, front, right side perspective view of the play yard showing in an environment in which it may be used. The deemphasized lightened portions surrounded by broken lines and the broken lines representing the boundary are for environmental and illustrative purposes only and form no part of the claim.

1 Claim, 8 Drawing Sheets



(56)

References Cited

U.S. PATENT DOCUMENTS

2020/0352352 A1* 11/2020 Fusco A47D 13/068
2020/0352353 A1* 11/2020 Fusco A47D 13/061
2021/0085098 A1* 3/2021 Pacella E04H 15/50

FOREIGN PATENT DOCUMENTS

KR 30-0999467 S 3/2019
TW 201542139 A 11/2015

* cited by examiner

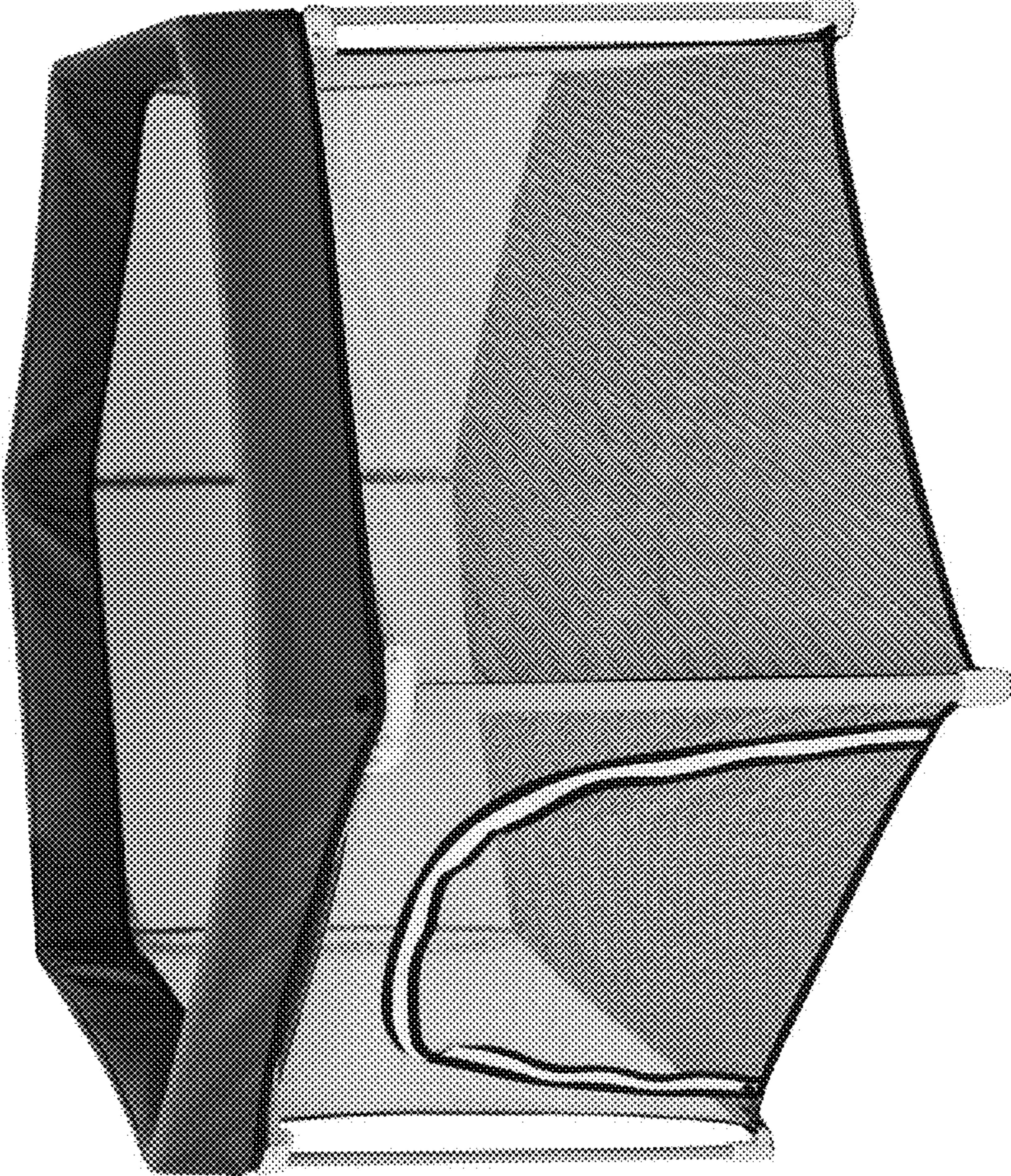


FIG. 1




FIG. 2




FIG. 3




FIG. 4




FIG. 5



FIG. 6



FIG. 7

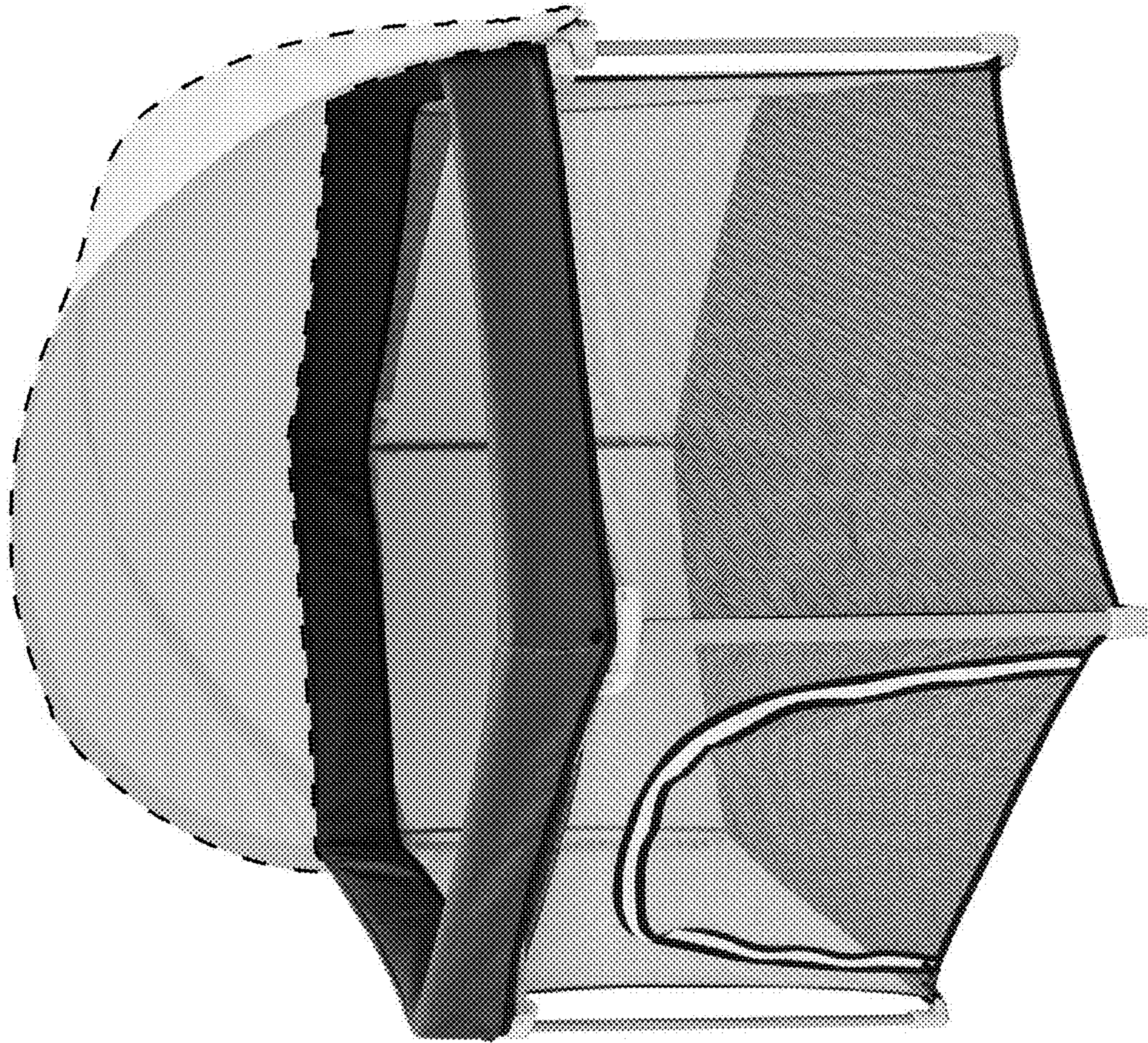


FIG. 8